

Table of Contents

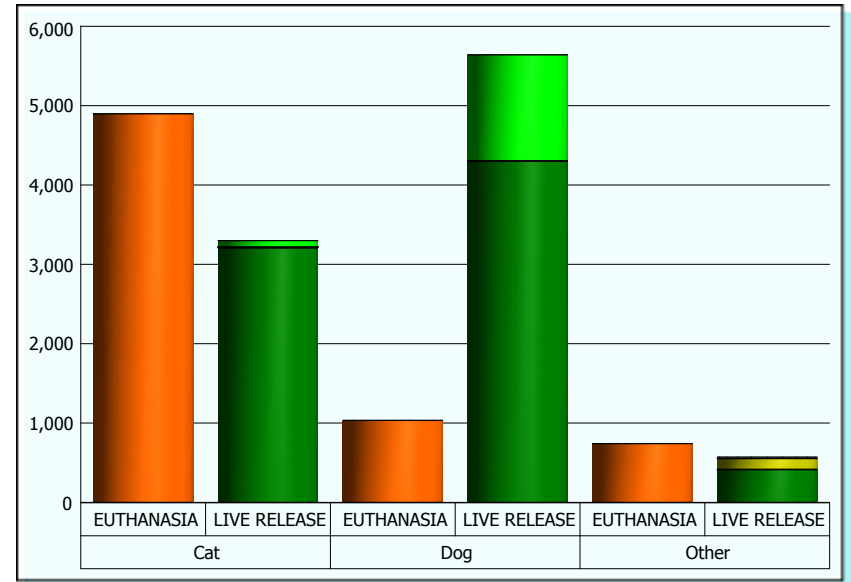
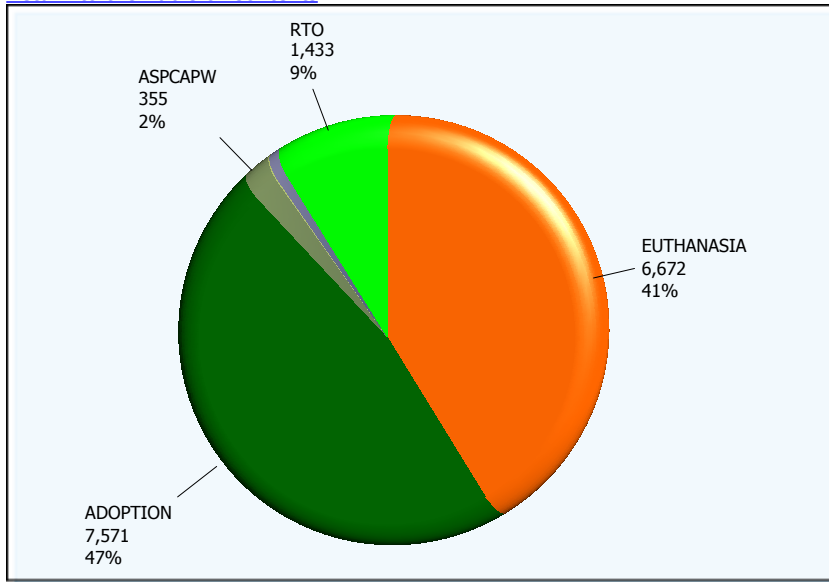
1	Fiscal Year to Date: 2017-2018 - Animal Care Center	2
2	Fiscal Year to Date: 2017-2018 - Agoura	3
3	Fiscal Year to Date: 2017-2018 - Baldwin Park	4
4	Fiscal Year to Date: 2017-2018 - Carson	5
5	Fiscal Year to Date: 2017-2018 - Castaic	6
6	Fiscal Year to Date: 2017-2018 - Downey	7
7	Fiscal Year to Date: 2017-2018 - Lancaster	8
8	Fiscal Year to Date: 2017-2018 - Palmdale	9



County of Los Angeles Animal Care and Control Animal Live Release and Euthanasia Rates

Fiscal Year to Date: 2017-2018 - Animal Care Center

[Return to the Table of Contents](#)



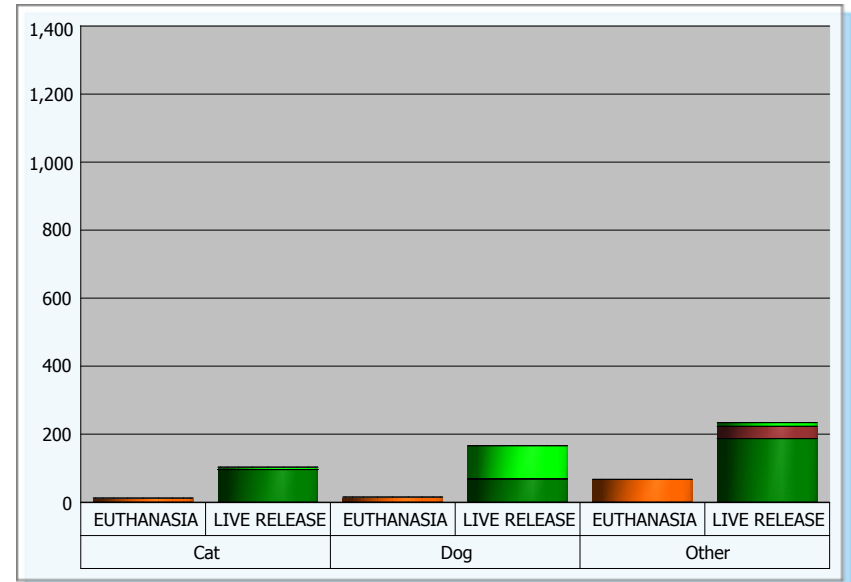
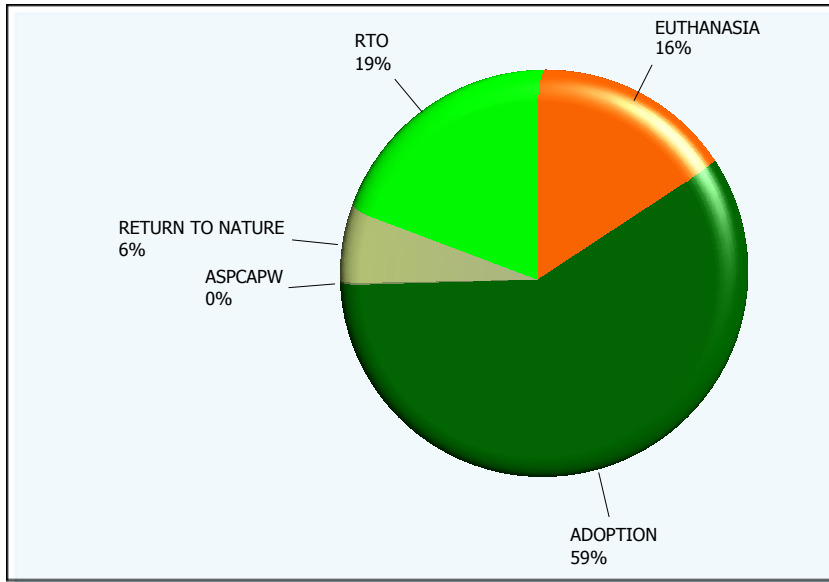
	Cat	Dog	Other	Total
EUTHANASIA	4,898	1,034	740	6,672
ADOPTION	3,209	4,304	413	7,926
FOSTER	11	1	4	16
RETURN TO NATURE	0	0	135	135
RTO	79	1,336	18	1,433
	8,197	6,675	1,310	16,182



County of Los Angeles Animal Care and Control Animal Live Release and Euthanasia Rates

Fiscal Year to Date: 2017-2018 - Agoura

[Return to the Table of Contents](#)



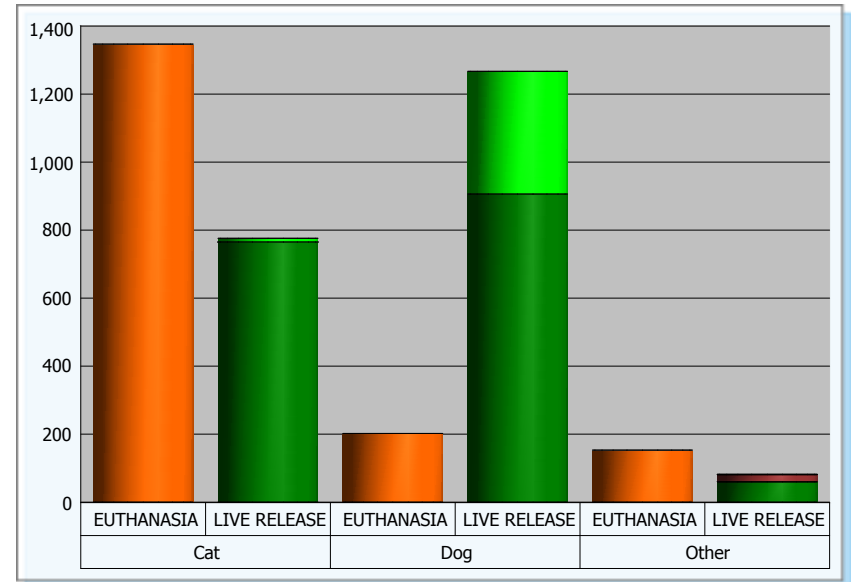
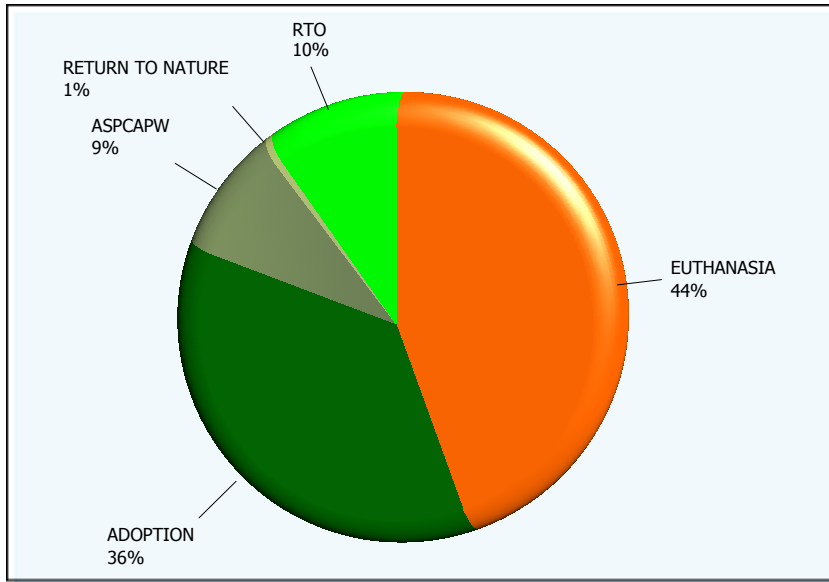
	Cat	Dog	Other	Total
EUTHANASIA	12	15	67	94
ADOPTION	96	69	187	352
RETURN TO NATURE	0	0	36	36
RTO	7	97	11	115
	115	181	301	597



County of Los Angeles Animal Care and Control Animal Live Release and Euthanasia Rates

Fiscal Year to Date: 2017-2018 - Baldwin Park

[Return to the Table of Contents](#)



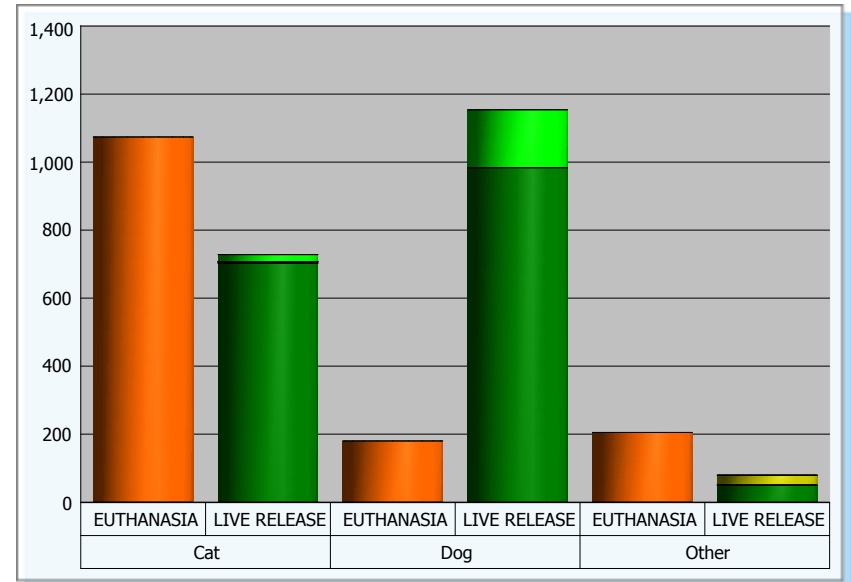
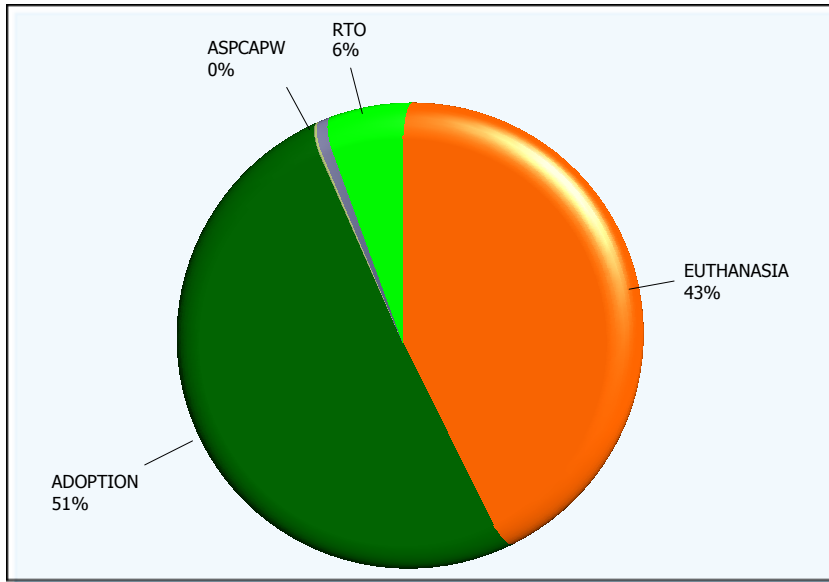
	Cat	Dog	Other	Total
EUTHANASIA	1,347	202	153	1,702
ADOPTION	765	906	60	1,731
RETURN TO NATURE	0	0	21	21
RTO	11	361	1	373
	2,123	1,469	235	3,827



County of Los Angeles Animal Care and Control Animal Live Release and Euthanasia Rates

Fiscal Year to Date: 2017-2018 - Carson

[Return to the Table of Contents](#)



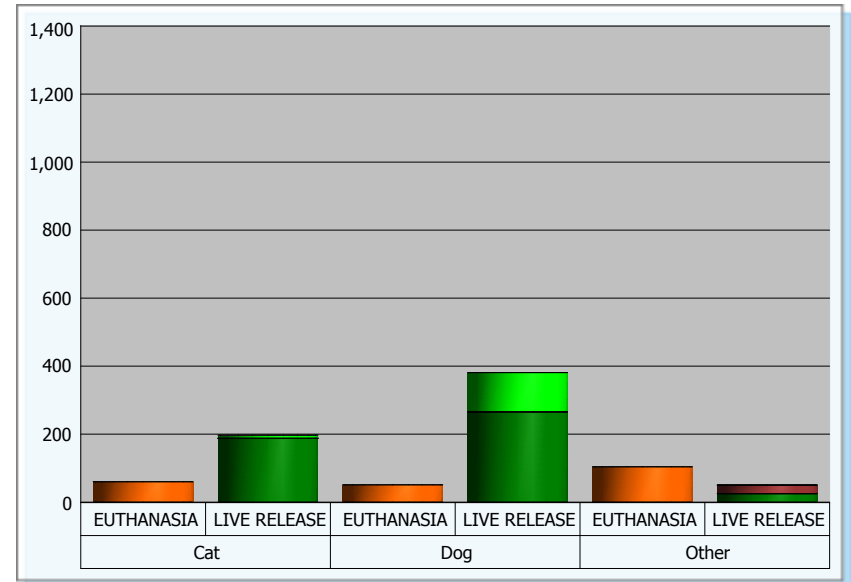
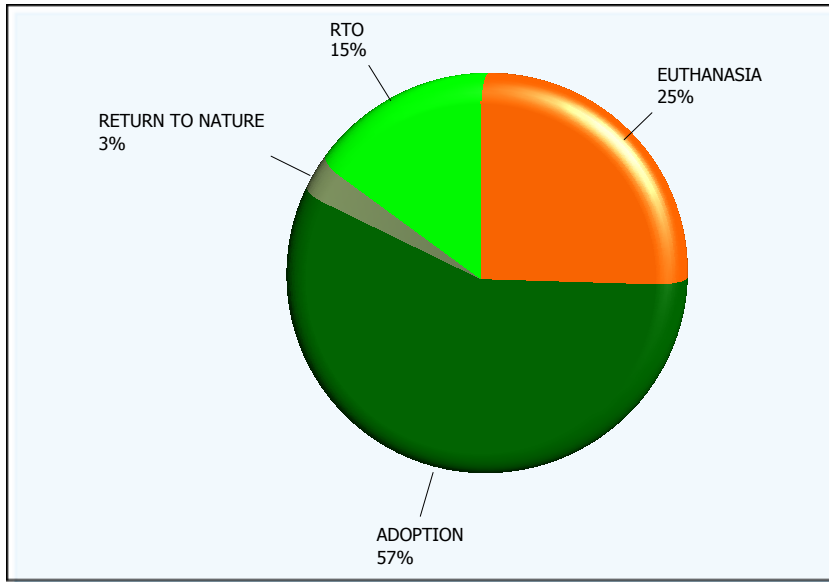
	Cat	Dog	Other	Total
EUTHANASIA	1,074	180	205	1,459
ADOPTION	703	984	50	1,737
FOSTER	4	0	1	5
RETURN TO NATURE	0	0	28	28
RTO	21	170	0	191
	1,802	1,334	284	3,420



County of Los Angeles Animal Care and Control Animal Live Release and Euthanasia Rates

Fiscal Year to Date: 2017-2018 - Castaic

[Return to the Table of Contents](#)



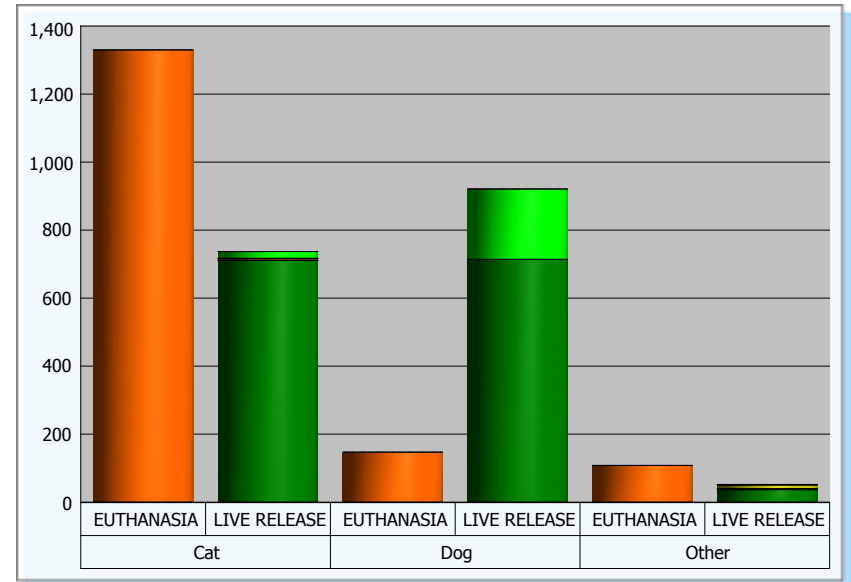
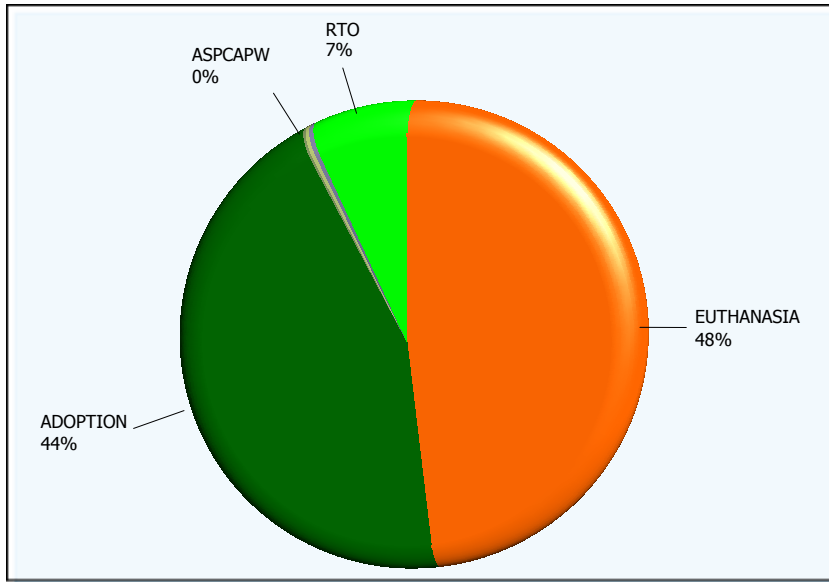
	Cat	Dog	Other	Total
EUTHANASIA	60	51	104	215
ADOPTION	188	266	25	479
RETURN TO NATURE	0	0	24	24
RTO	9	115	2	126
	257	432	155	844



County of Los Angeles Animal Care and Control Animal Live Release and Euthanasia Rates

Fiscal Year to Date: 2017-2018 - Downey

[Return to the Table of Contents](#)



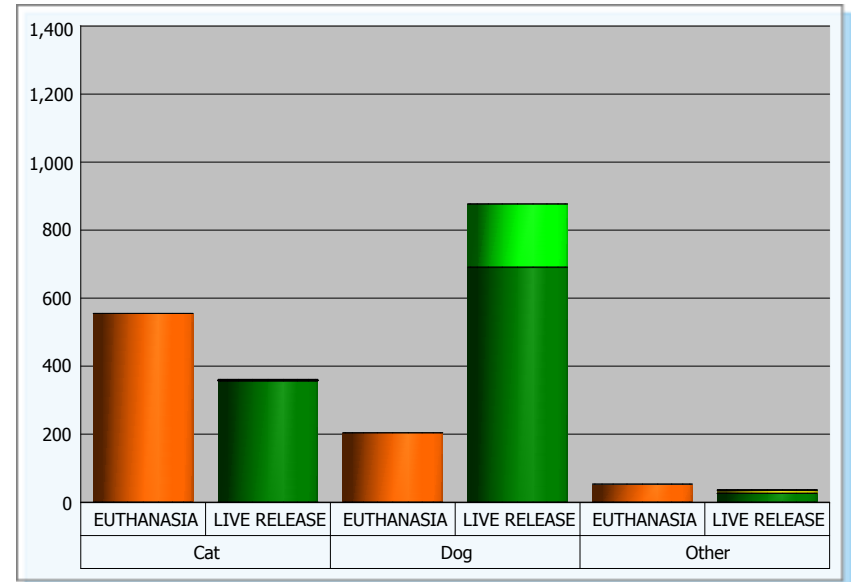
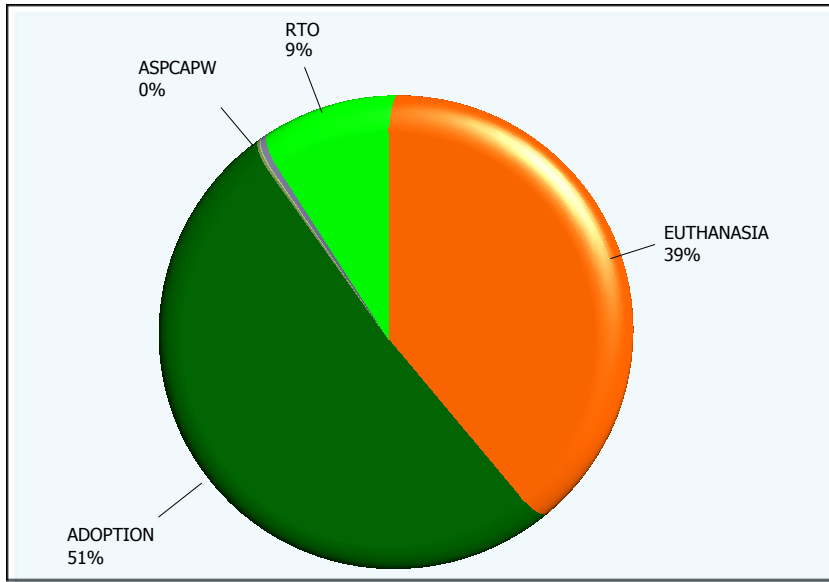
	Cat	Dog	Other	Total
EUTHANASIA	1,330	147	108	1,585
ADOPTION	711	714	37	1,462
FOSTER	6	0	3	9
RETURN TO NATURE	0	0	11	11
RTO	20	207	1	228
	2,067	1,068	160	3,295



County of Los Angeles Animal Care and Control Animal Live Release and Euthanasia Rates

Fiscal Year to Date: 2017-2018 - Lancaster

[Return to the Table of Contents](#)



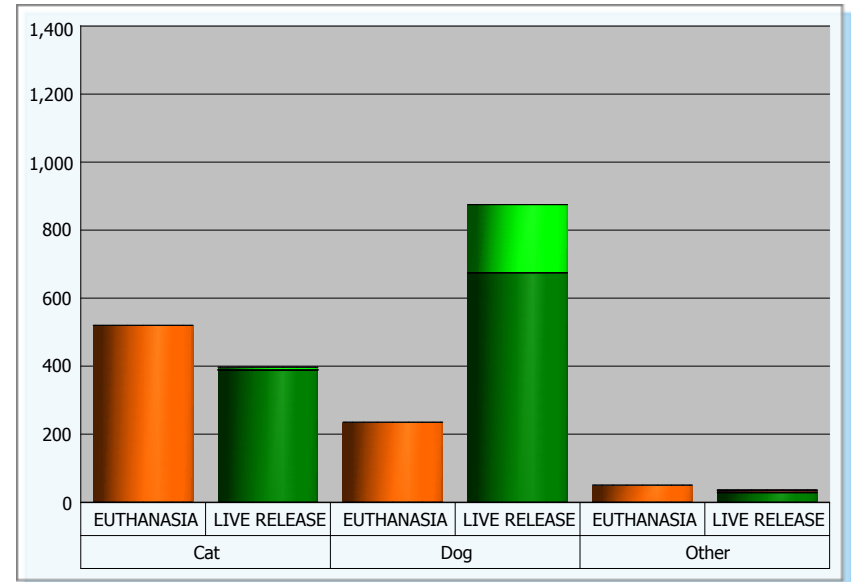
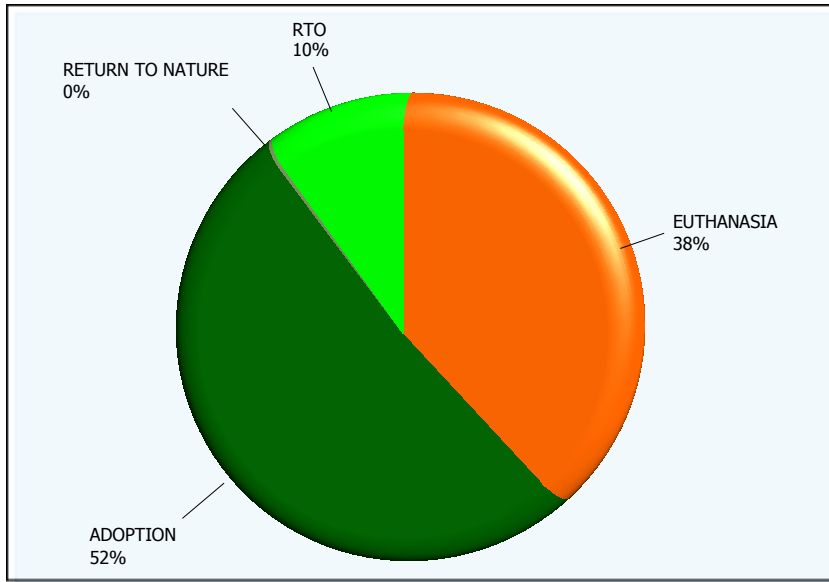
	Cat	Dog	Other	Total
EUTHANASIA	555	204	53	812
ADOPTION	357	690	26	1,073
FOSTER	1	1	0	2
RETURN TO NATURE	0	0	9	9
RTO	3	186	1	190
	916	1,081	89	2,086



County of Los Angeles Animal Care and Control Animal Live Release and Euthanasia Rates

Fiscal Year to Date: 2017-2018 - Palmdale

[Return to the Table of Contents](#)



	Cat	Dog	Other	Total
EUTHANASIA	520	235	50	805
ADOPTION	389	675	28	1,092
RETURN TO NATURE	0	0	6	6
RTO	8	200	2	210
	917	1,110	86	2,113