Table of Contents

1 Fiscal Year to Date: 2016-2017 - Animal Care Center 2
2 Fiscal Year to Date: 2015-2016 - Animal Care Center 3
3 Fiscal Year to Date: 2014-2015 - Animal Care Center 4
4 Fiscal Year to Date: 2013-2014 - Animal Care Center 5
5 Fiscal Year to Date: 2012-2013 - Animal Care Center 6
6 Fiscal Year to Date: 2016-2017 - Agoura 7
7 Fiscal Year to Date: 2016-2017 - Baldwin Park 8
8 Fiscal Year to Date: 2016-2017 - Carson 9
9 Fiscal Year to Date: 2016-2017 - Castaic 10
10 Fiscal Year to Date: 2016-2017 - Downey 11
11 Fiscal Year to Date: 2016-2017 - Lancaster 12
12 Fiscal Year to Date: 2016-2017 - Palmdale 13
13 Fiscal Year to Date: 2015-2016 - Agoura 14
14 Fiscal Year to Date: 2015-2016 - Baldwin Park 15
15 Fiscal Year to Date: 2015-2016 - Carson 16
16 Fiscal Year to Date: 2015-2016 - Castaic 17
17 Fiscal Year to Date: 2015-2016 - Downey 18
18 Fiscal Year to Date: 2015-2016 - Lancaster 19
19 Fiscal Year to Date: 2014-2015 - Agoura 20
20 Fiscal Year to Date: 2014-2015 - Baldwin Park 21
21 Fiscal Year to Date: 2014-2015 - Carson 22
22 Fiscal Year to Date: 2014-2015 - Castaic 23
23 Fiscal Year to Date: 2014-2015 - Downey 24
24 Fiscal Year to Date: 2014-2015 - Lancaster 25
25 Fiscal Year to Date: 2013-2014 - Agoura 26
26 Fiscal Year to Date: 2013-2014 - Baldwin Park 27
27 Fiscal Year to Date: 2013-2014 - Carson 28
28 Fiscal Year to Date: 2013-2014 - Castaic 29
29 Fiscal Year to Date: 2013-2014 - Downey 30
30 Fiscal Year to Date: 2013-2014 - Lancaster 31
31 Fiscal Year to Date: 2012-2013 - Agoura 32
32 Fiscal Year to Date: 2012-2013 - Baldwin Park 33
33 Fiscal Year to Date: 2012-2013 - Carson 34
34 Fiscal Year to Date: 2012-2013 - Castaic 35
35 Fiscal Year to Date: 2012-2013 - Downey 36
36 Fiscal Year to Date: 2012-2013 - Lancaster 37

County of Los Angeles Animal Care and Control Animal Live Release and Euthanasia Rates

Fiscal Year to Date: 2016-2017 - Animal Care Center

Return to the Table of Contents

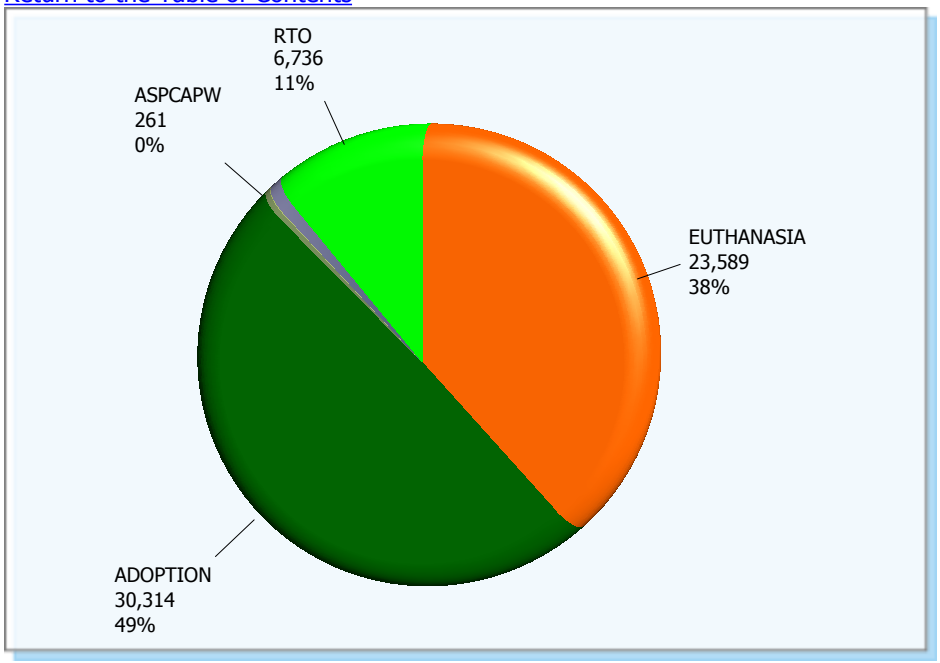

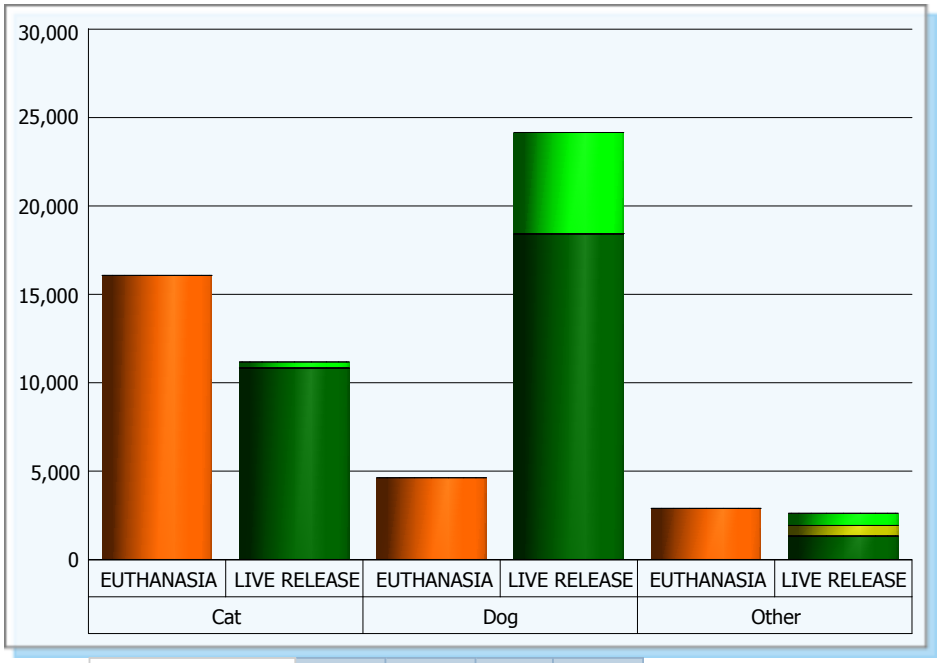

	Cat	Dog	Other	**Total**
EUTHANASIA	16,072	4,626	2,891	**23,589**
ADOPTION	10,816	18,431	1,328	**30,575**
FOSTER	23	3	10	**36**
RETURN TO NATURE	9	1	587	**597**
RTO	327	5,721	688	**6,736**
	27,247	**28,782**	**5,504**	**61,533**

County of Los Angeles Animal Care and Control Animal Live Release and Euthanasia Rates

Fiscal Year to Date: 2015-2016 - Animal Care Center

Return to the Table of Contents

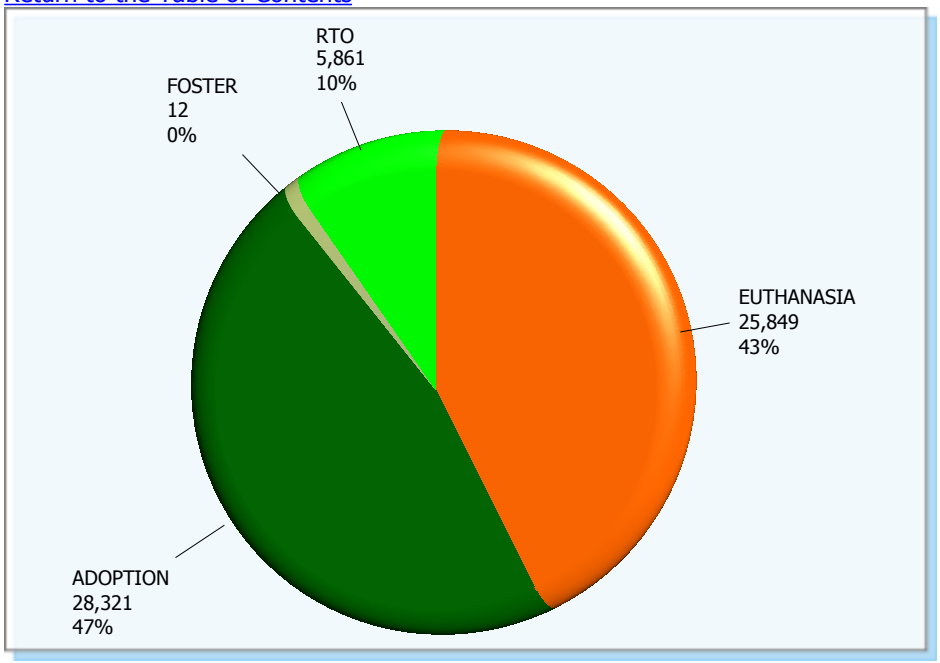

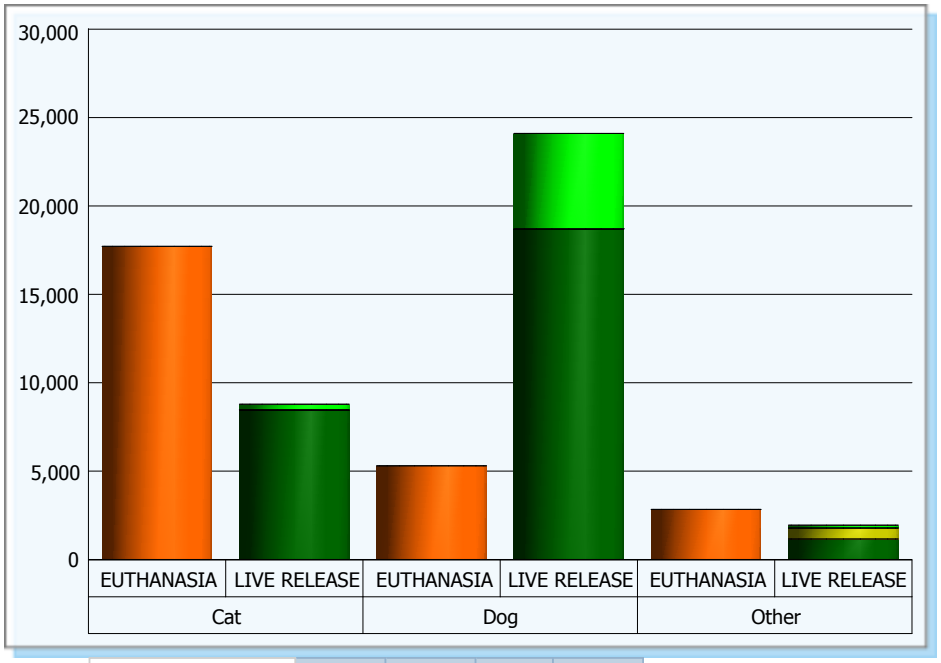

	Cat	Dog	Other	**Total**
EUTHANASIA	17,715	5,301	2,833	**25,849**
ADOPTION	8,469	18,702	1,150	**28,321**
FOSTER	2	3	7	**12**
RETURN TO NATURE	0	2	628	**630**
RTO	311	5,396	154	**5,861**
	26,497	**29,404**	**4,772**	**60,673**

County of Los Angeles Animal Care and Control Animal Live Release and Euthanasia Rates

Fiscal Year to Date: 2014-2015 - Animal Care Center

Return to the Table of Contents

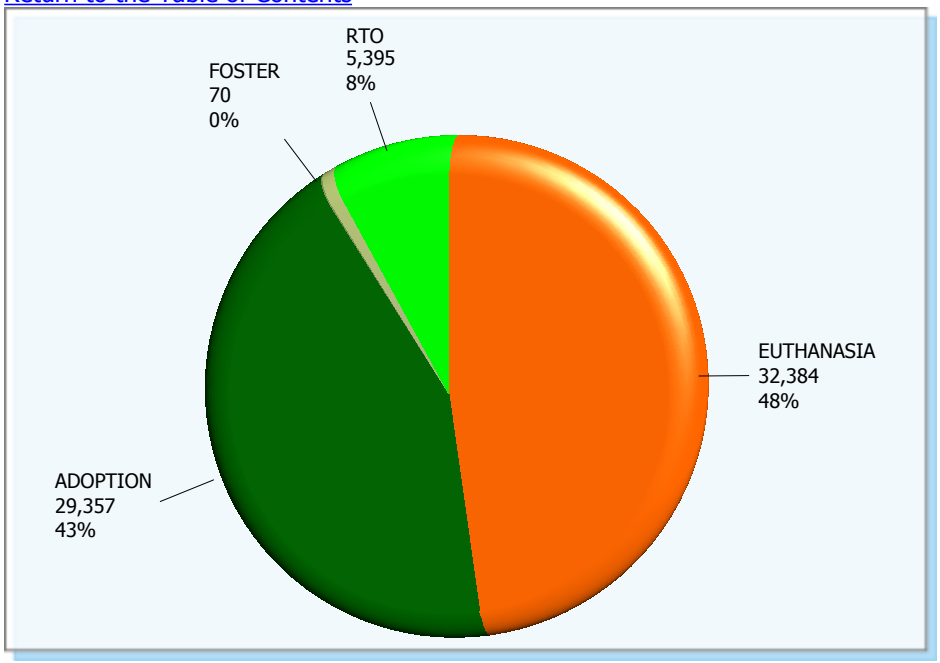

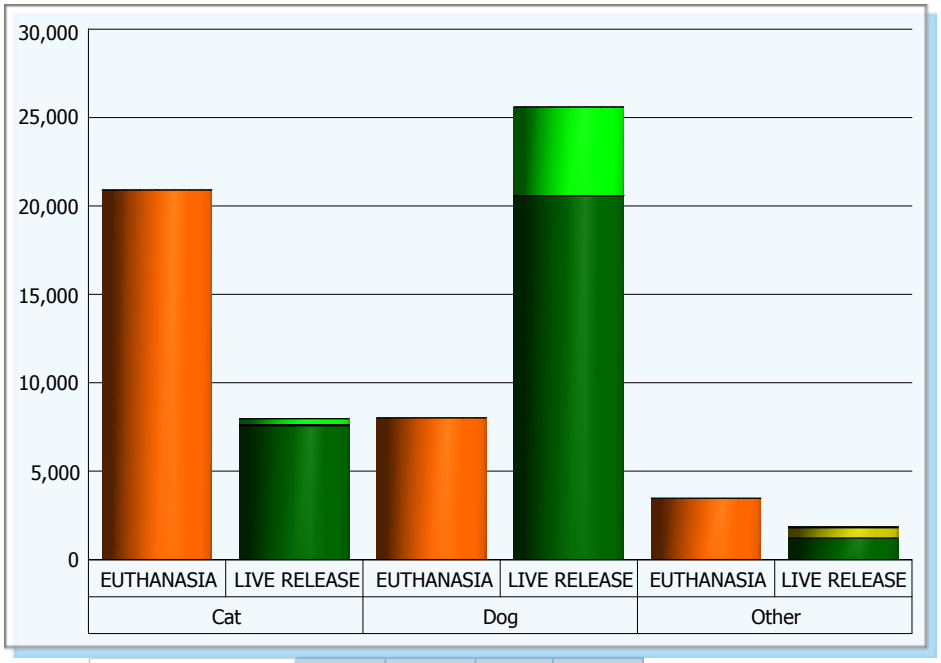

	Cat	Dog	Other	**Total**
EUTHANASIA	20,907	8,013	3,464	**32,384**
ADOPTION	7,573	20,579	1,205	**29,357**
FOSTER	57	10	3	**70**
RETURN TO NATURE	1	3	595	**599**
RTO	335	5,012	48	**5,395**
	28,873	**33,617**	**5,315**	**67,805**

County of Los Angeles Animal Care and Control Animal Live Release and Euthanasia Rates

Fiscal Year to Date: 2013-2014 - Animal Care Center

Return to the Table of Contents

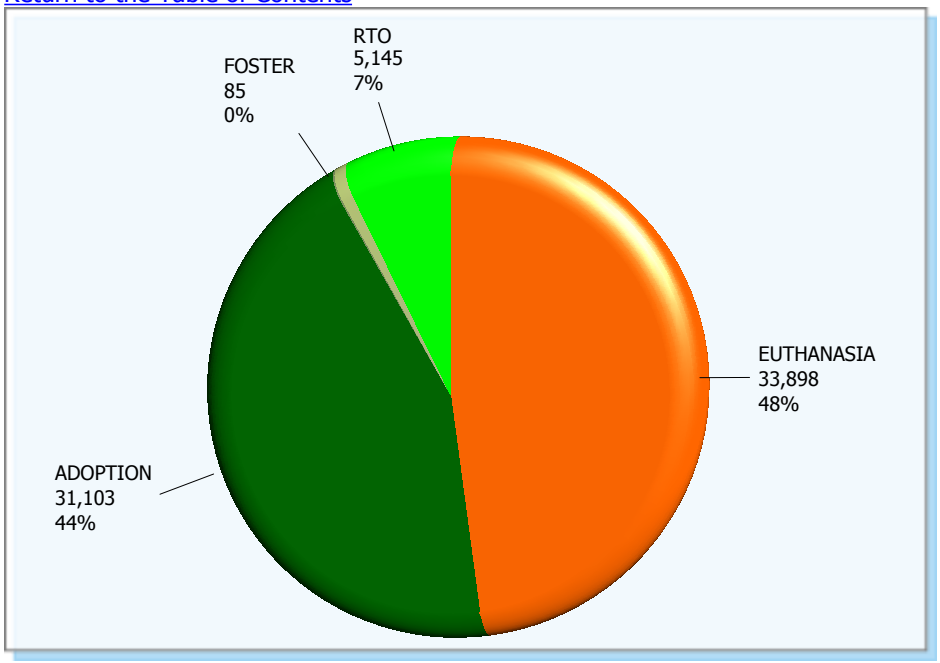

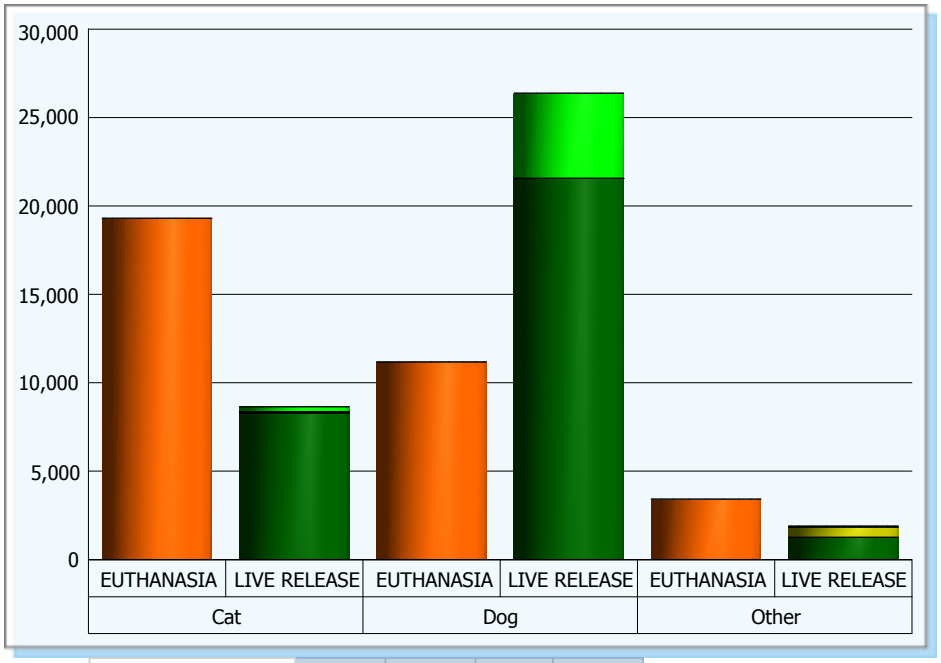

	Cat	Dog	Other	**Total**
EUTHANASIA	19,306	11,176	3,416	**33,898**
ADOPTION	8,297	21,554	1,252	**31,103**
FOSTER	69	11	5	**85**
RETURN TO NATURE	1	1	574	**576**
RTO	275	4,813	57	**5,145**
	27,948	**37,555**	**5,304**	**70,807**

County of Los Angeles Animal Care and Control Animal Live Release and Euthanasia Rates

Fiscal Year to Date: 2012-2013 - Animal Care Center

Return to the Table of Contents

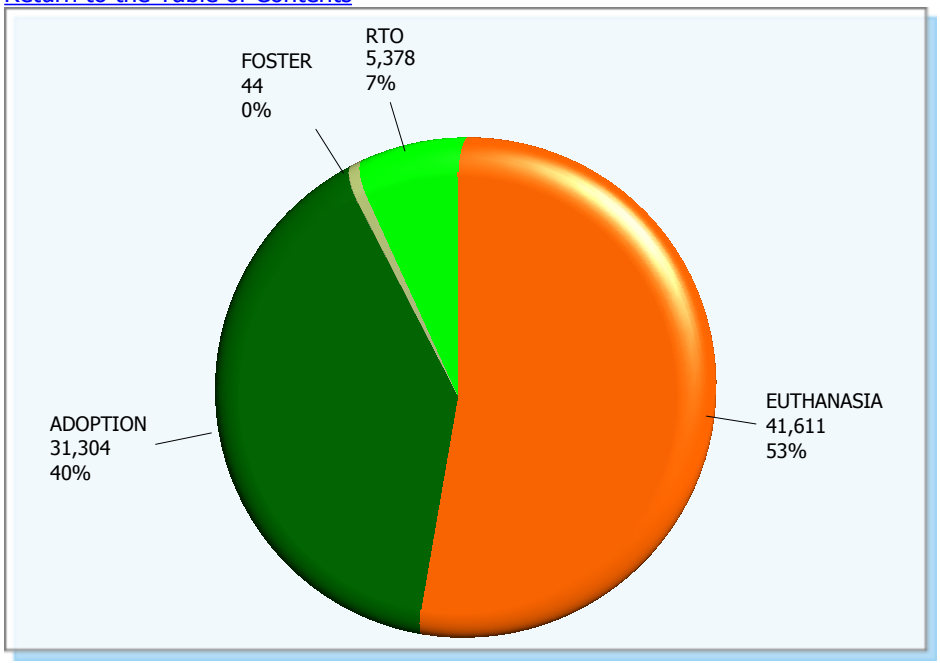

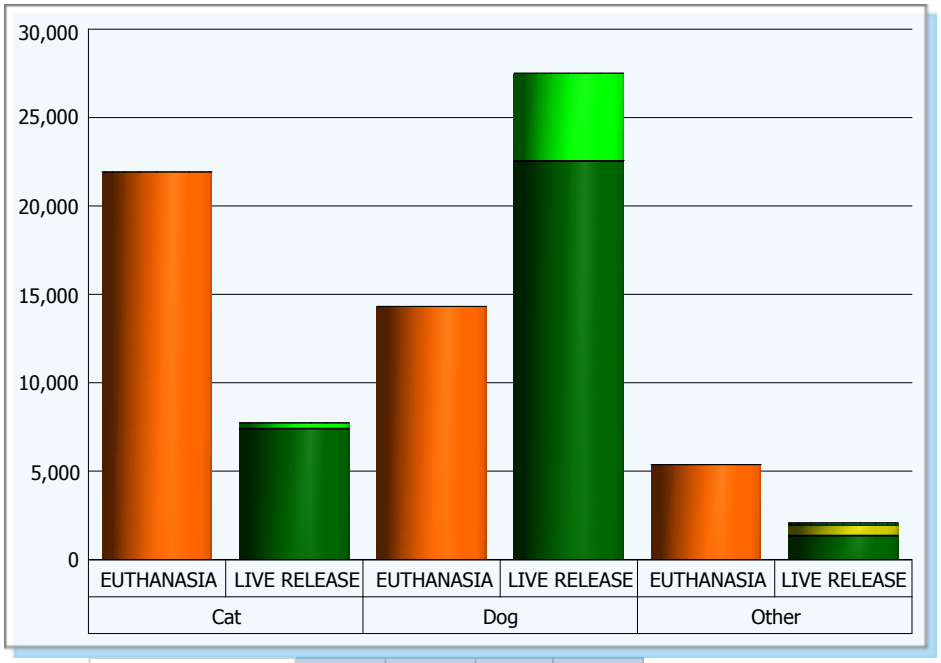

	Cat	Dog	Other	**Total**
EUTHANASIA	21,927	14,317	5,367	**41,611**
ADOPTION	7,403	22,556	1,345	**31,304**
FOSTER	15	8	21	**44**
RETURN TO NATURE	0	2	581	**583**
RTO	313	4,942	123	**5,378**
	29,658	**41,825**	**7,437**	**78,920**

County of Los Angeles Animal Care and Control Animal Live Release and Euthanasia Rates

Fiscal Year to Date: 2016-2017 - Agoura

Return to the Table of Contents

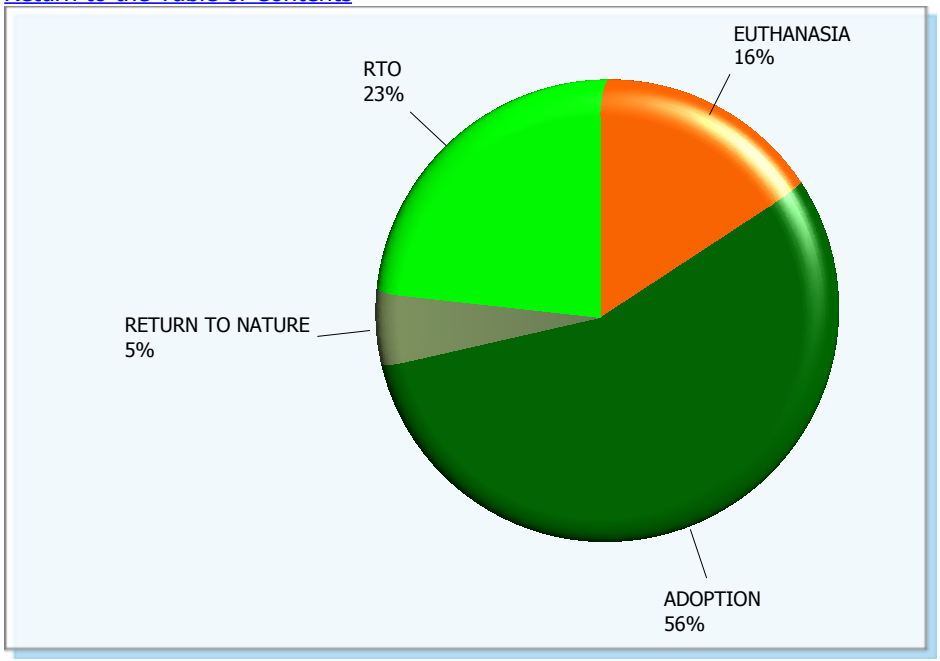

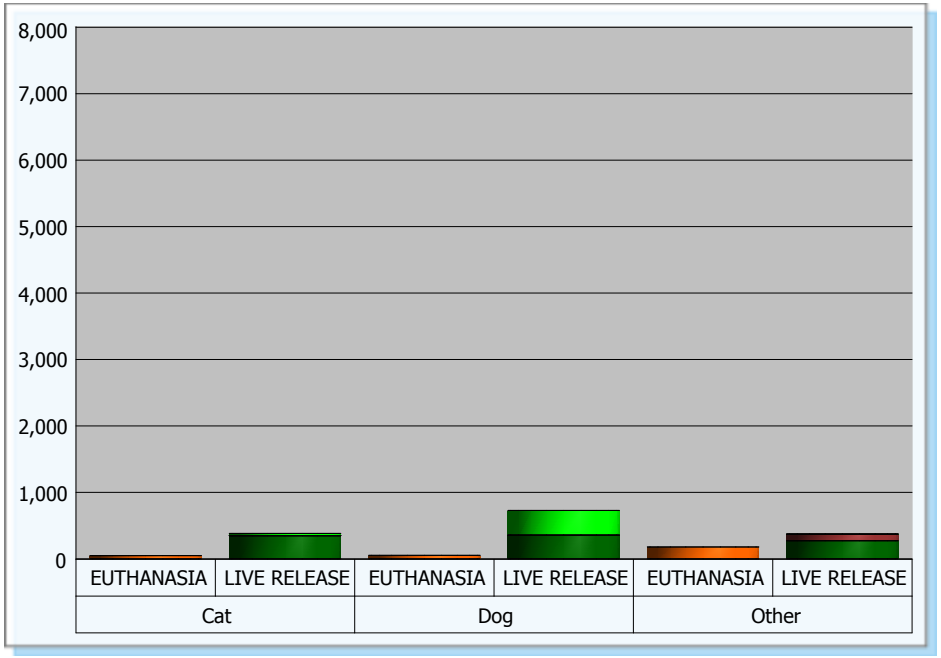

	Cat	Dog	Other	**Total**
EUTHANASIA	48	52	178	**278**
ADOPTION	349	360	273	**982**
RETURN TO NATURE	0	0	94	**94**
RTO	33	368	9	**410**
	430	**780**	**554**	**1,764**

County of Los Angeles Animal Care and Control Animal Live Release and Euthanasia Rates

Fiscal Year to Date: 2016-2017 - Baldwin Park

Return to the Table of Contents

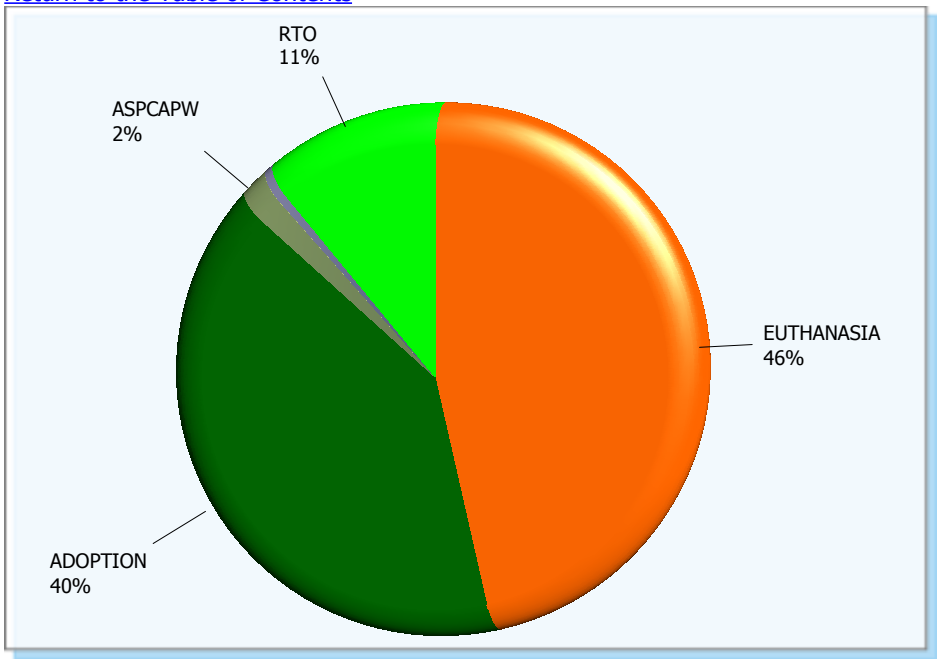

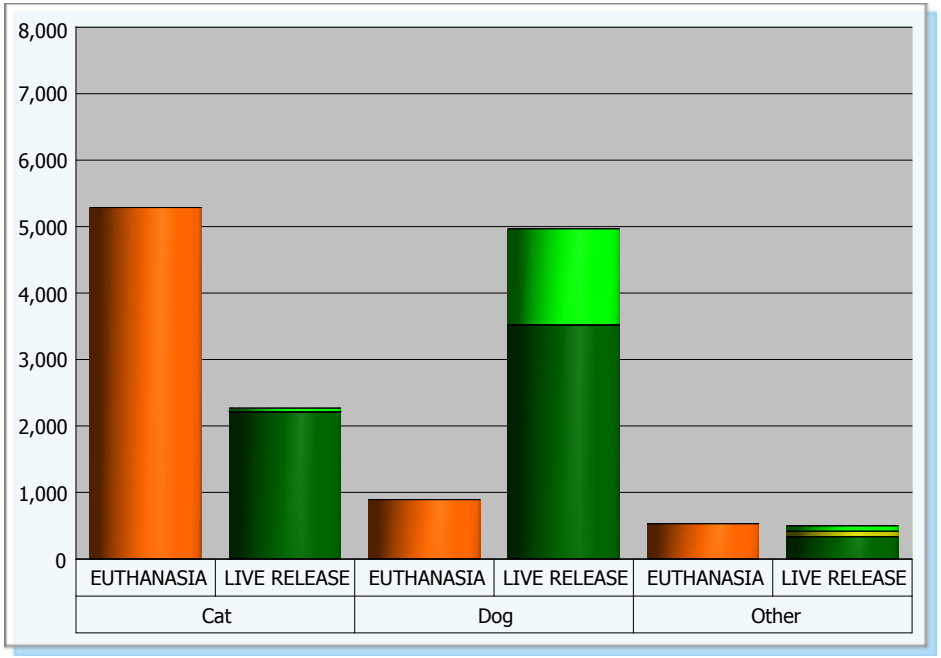

	Cat	Dog	Other	**Total**
EUTHANASIA	5,287	891	528	**6,706**
ADOPTION	2,212	3,521	334	**6,067**
FOSTER	1	0	1	**2**
RETURN TO NATURE	0	1	81	**82**
RTO	55	1,446	81	**1,582**
	7,555	**5,859**	**1,025**	**14,439**

County of Los Angeles Animal Care and Control Animal Live Release and Euthanasia Rates

Fiscal Year to Date: 2016-2017 - Carson

Return to the Table of Contents

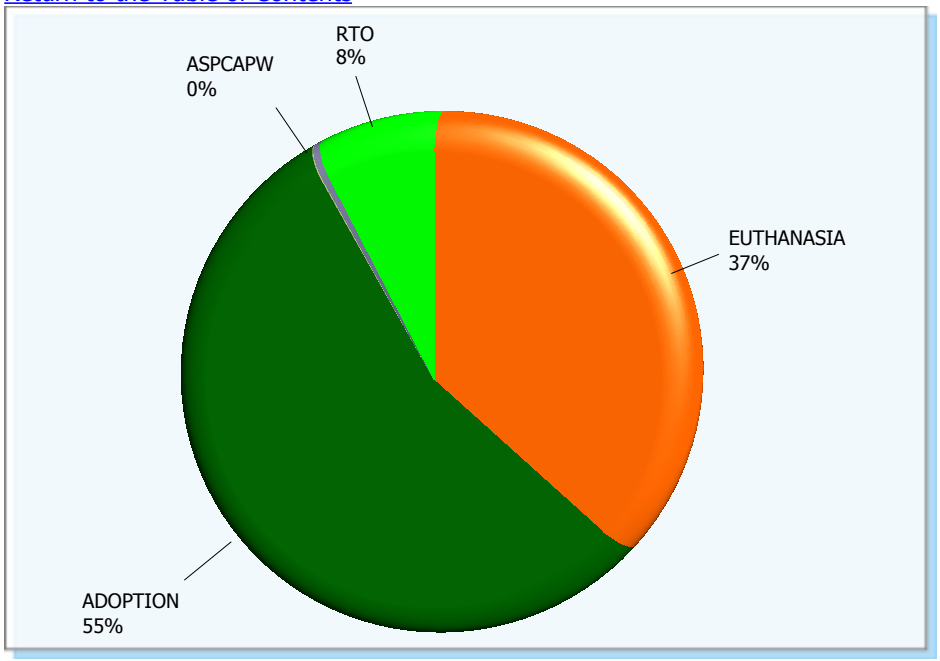

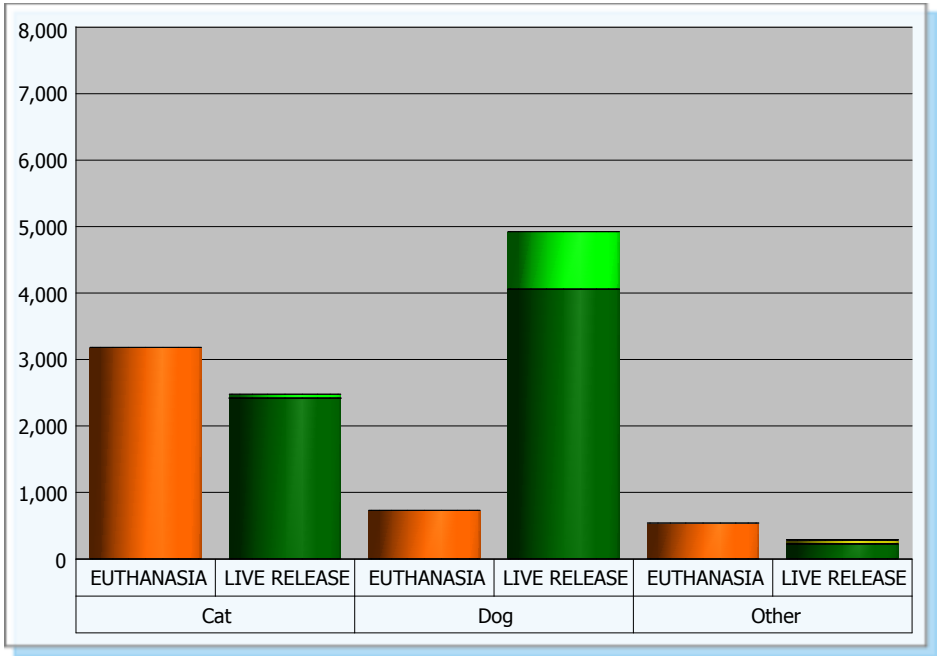

	Cat	Dog	Other	**Total**
EUTHANASIA	3,182	729	538	**4,449**
ADOPTION	2,415	4,061	226	**6,702**
FOSTER	5	0	2	**7**
RETURN TO NATURE	1	0	55	**56**
RTO	56	863	5	**924**
	5,659	**5,653**	**826**	**12,138**

County of Los Angeles Animal Care and Control Animal Live Release and Euthanasia Rates

Fiscal Year to Date: 2016-2017 - Castaic

Return to the Table of Contents

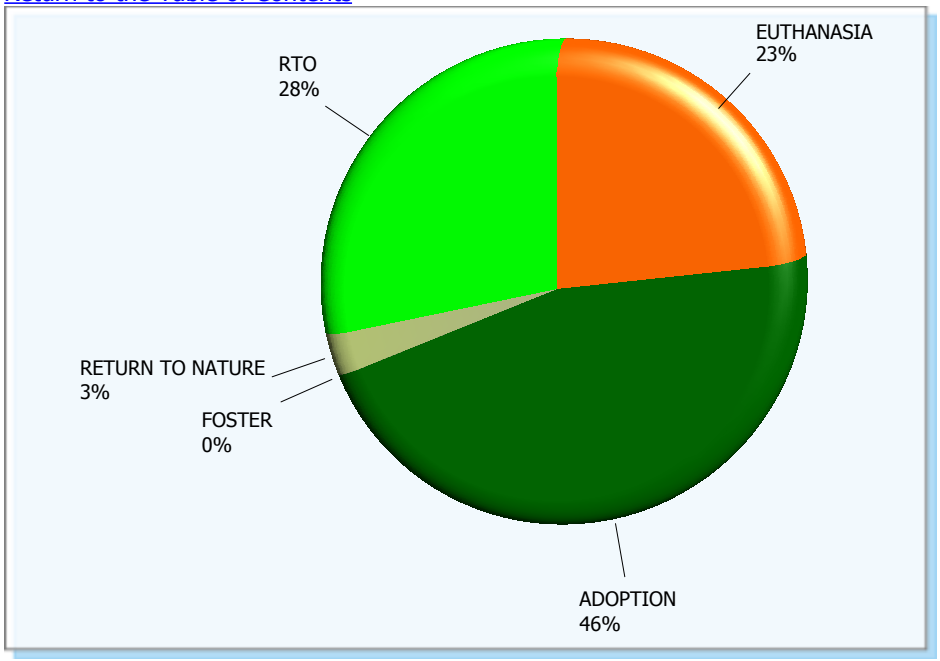

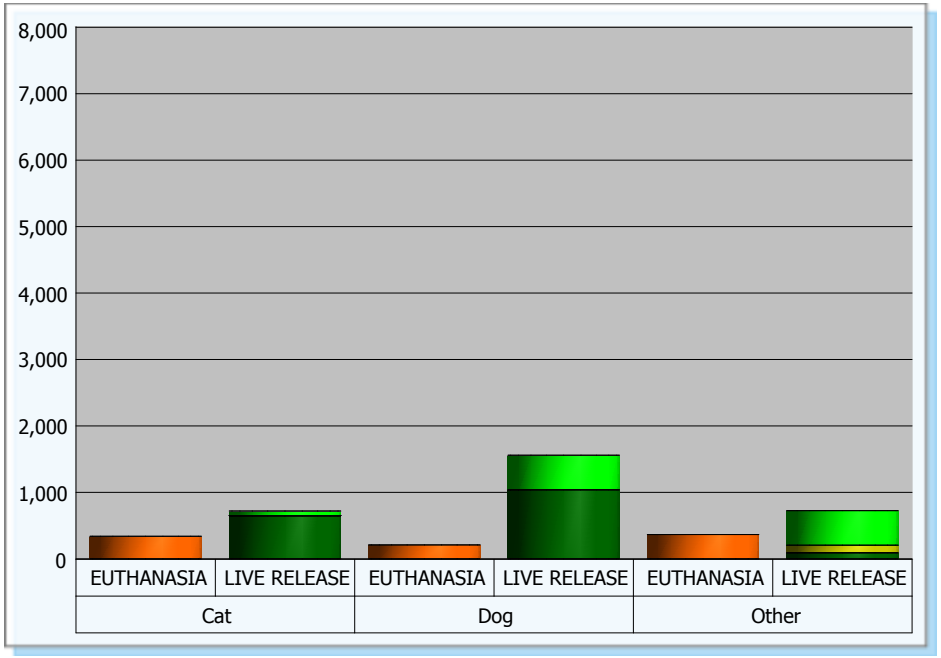

	Cat	Dog	Other	**Total**
EUTHANASIA	339	209	365	**913**
ADOPTION	649	1,042	93	**1,784**
FOSTER	1	0	0	**1**
RETURN TO NATURE	0	0	112	**112**
RTO	69	517	520	**1,106**
	1,058	**1,768**	**1,090**	**3,916**

County of Los Angeles Animal Care and Control Animal Live Release and Euthanasia Rates

Fiscal Year to Date: 2016-2017 - Downey

Return to the Table of Contents

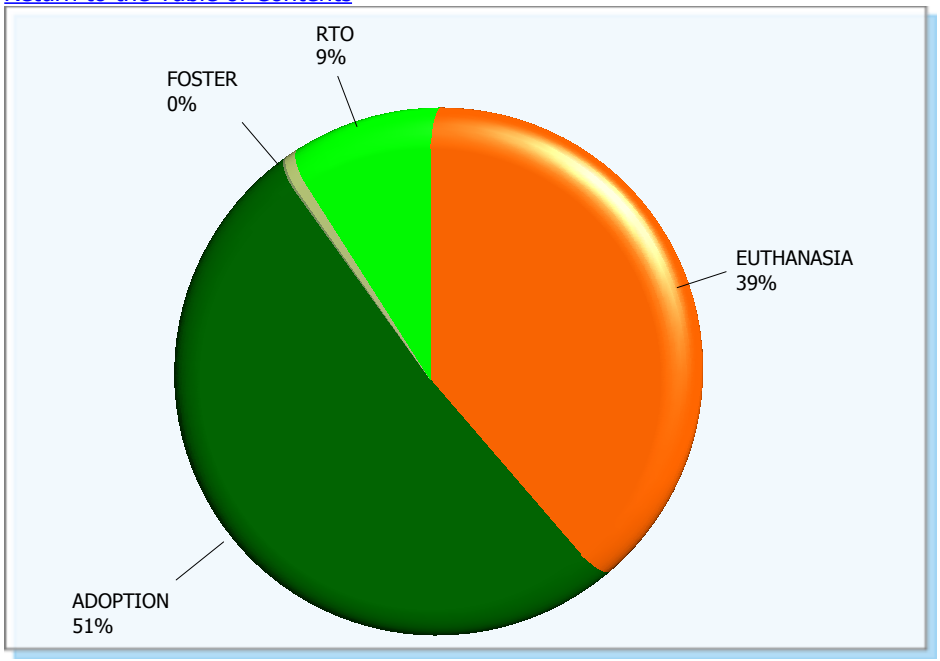

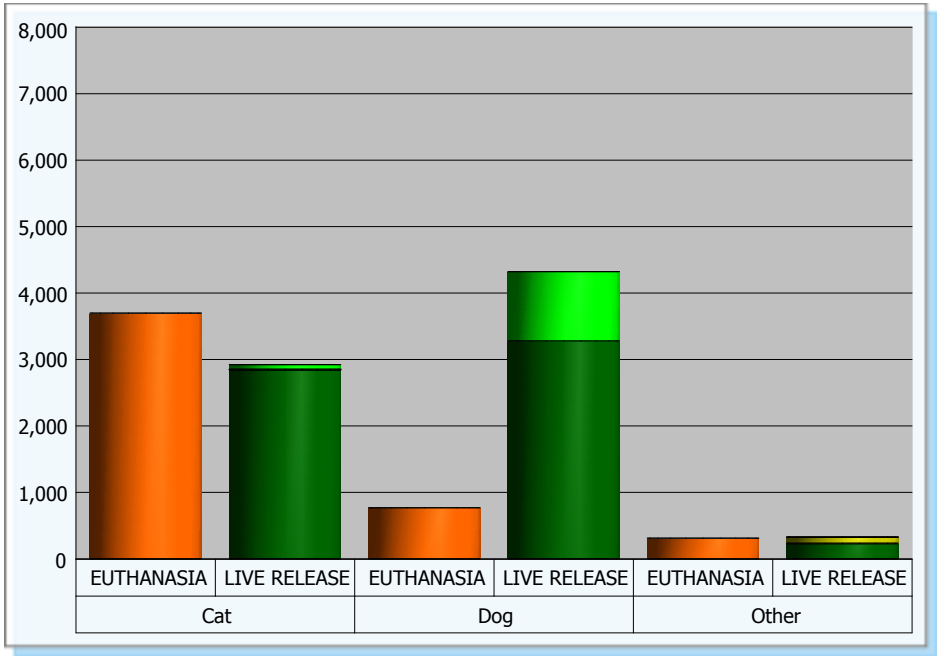

	Cat	Dog	Other	**Total**
EUTHANASIA	3,698	768	311	**4,777**
ADOPTION	2,844	3,275	228	**6,347**
FOSTER	10	3	7	**20**
RETURN TO NATURE	0	0	90	**90**
RTO	68	1,044	1	**1,113**
	6,620	**5,090**	**637**	**12,347**

County of Los Angeles Animal Care and Control Animal Live Release and Euthanasia Rates

Fiscal Year to Date: 2016-2017 - Lancaster

Return to the Table of Contents

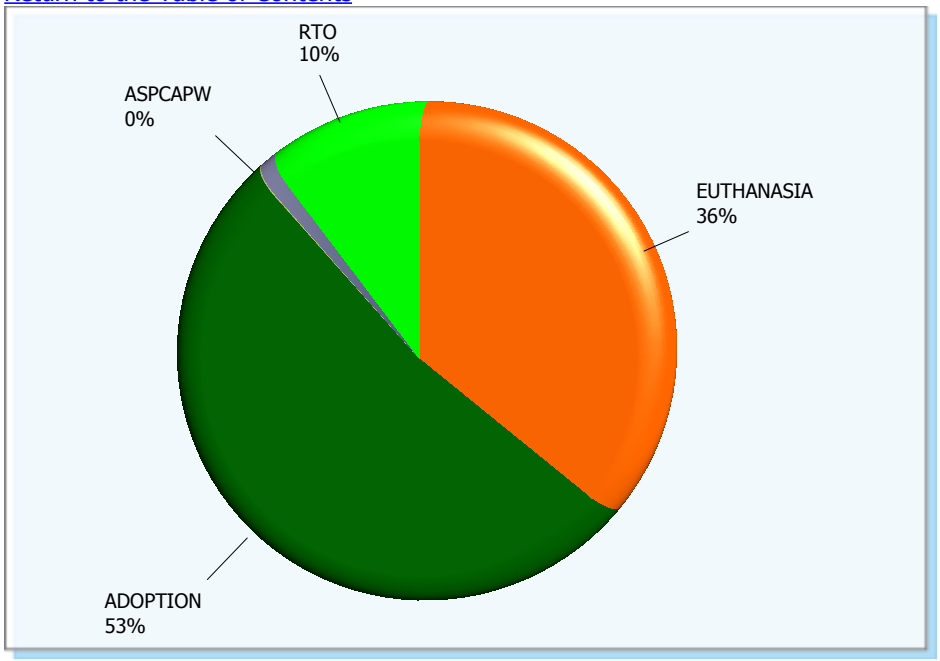

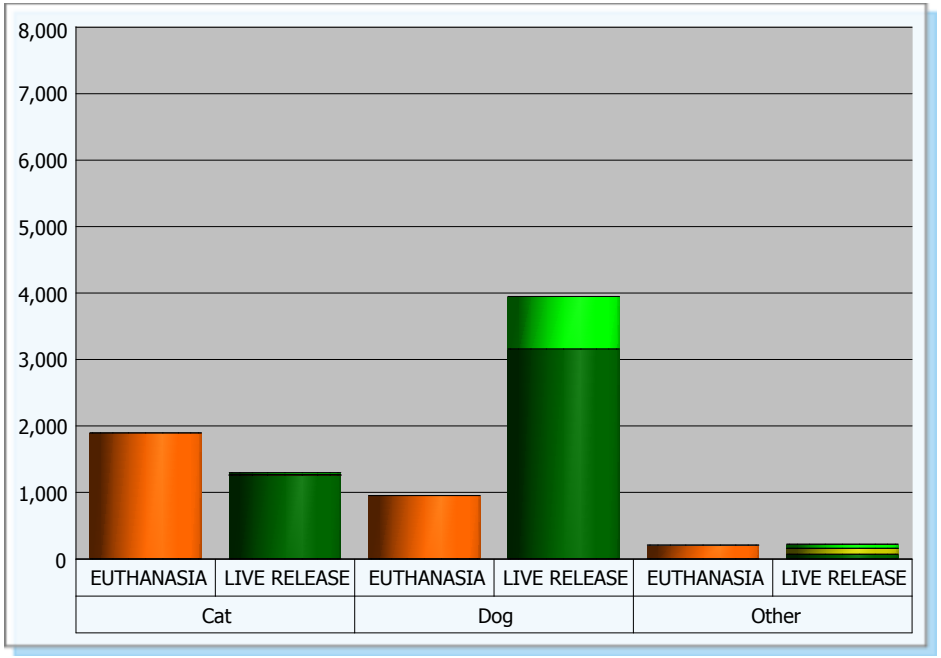

	Cat	Dog	Other	**Total**
EUTHANASIA	1,895	952	206	**3,053**
ADOPTION	1,254	3,157	68	**4,479**
FOSTER	6	0	0	**6**
RETURN TO NATURE	8	0	90	**98**
RTO	27	791	61	**879**
	3,190	**4,900**	**425**	**8,515**

County of Los Angeles Animal Care and Control Animal Live Release and Euthanasia Rates

Fiscal Year to Date: 2015-2016 - Agoura

Return to the Table of Contents

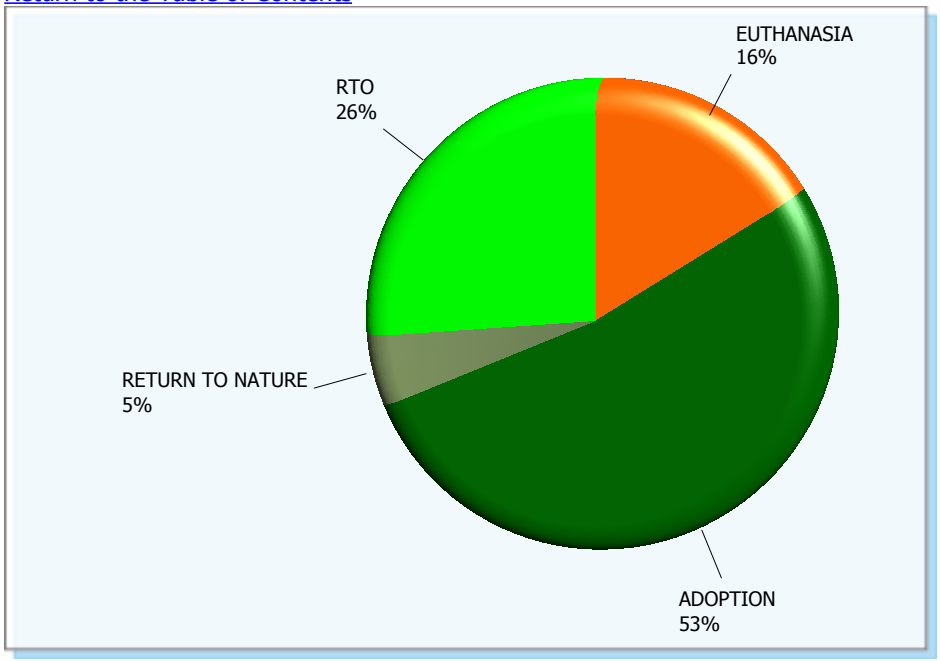

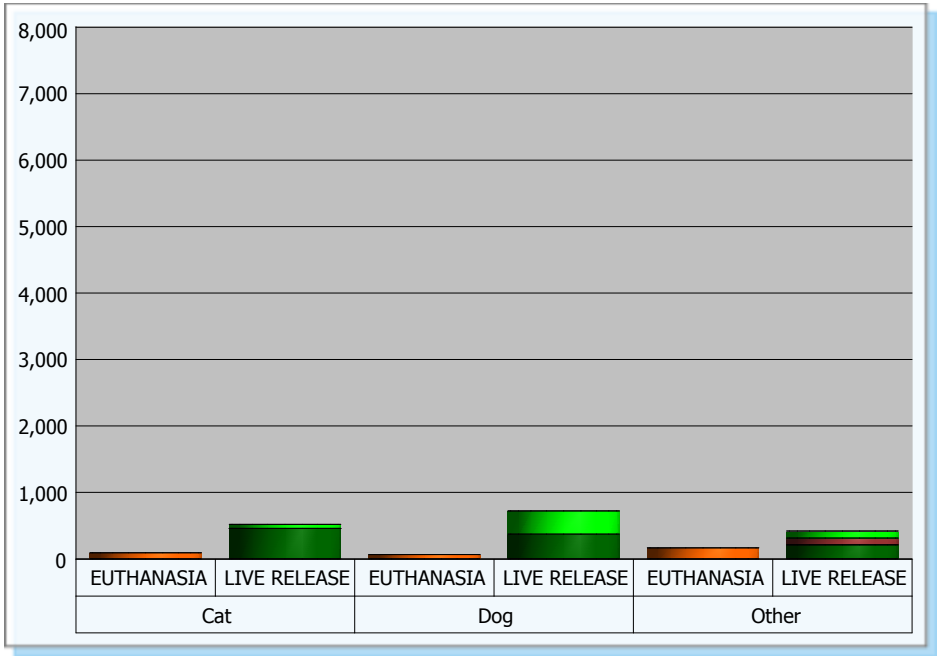

	Cat	Dog	Other	**Total**
EUTHANASIA	91	64	165	**320**
ADOPTION	458	371	212	**1,041**
RETURN TO NATURE	0	0	100	**100**
RTO	60	350	106	**516**
	609	**785**	**583**	**1,977**

County of Los Angeles Animal Care and Control Animal Live Release and Euthanasia Rates

Fiscal Year to Date: 2015-2016 - Baldwin Park

Return to the Table of Contents

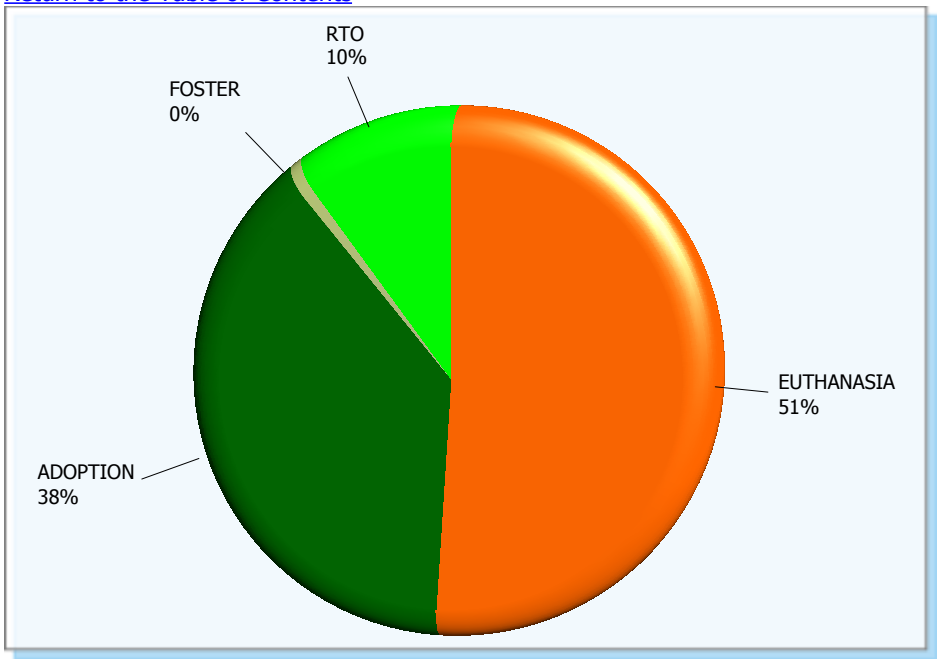

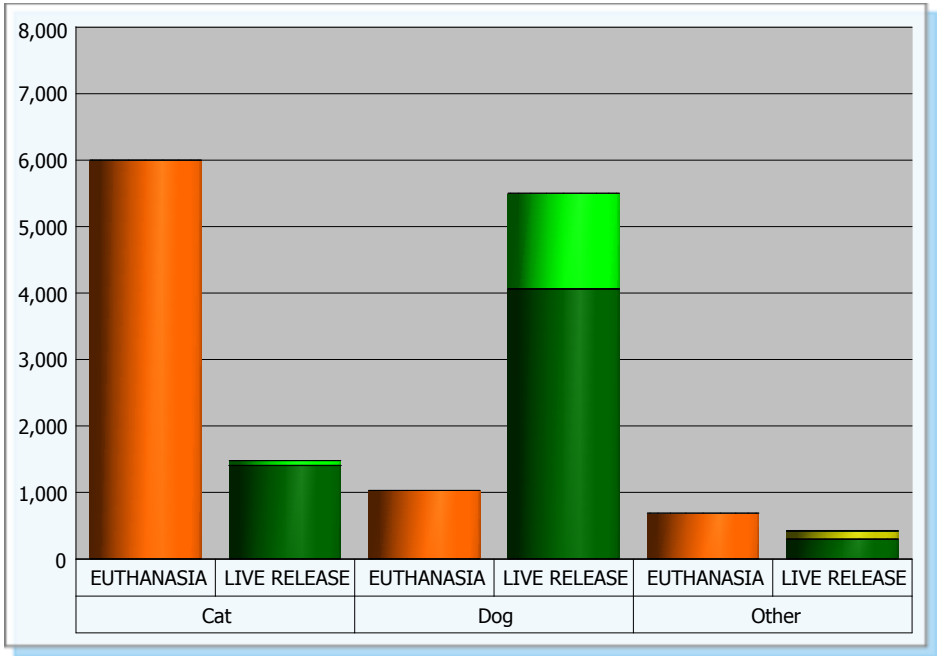

	Cat	Dog	Other	**Total**
EUTHANASIA	6,000	1,029	687	**7,716**
ADOPTION	1,404	4,066	298	**5,768**
FOSTER	2	0	0	**2**
RETURN TO NATURE	0	0	118	**118**
RTO	72	1,436	10	**1,518**
	7,478	**6,531**	**1,113**	**15,122**

County of Los Angeles Animal Care and Control Animal Live Release and Euthanasia Rates

Fiscal Year to Date: 2015-2016 - Carson

Return to the Table of Contents

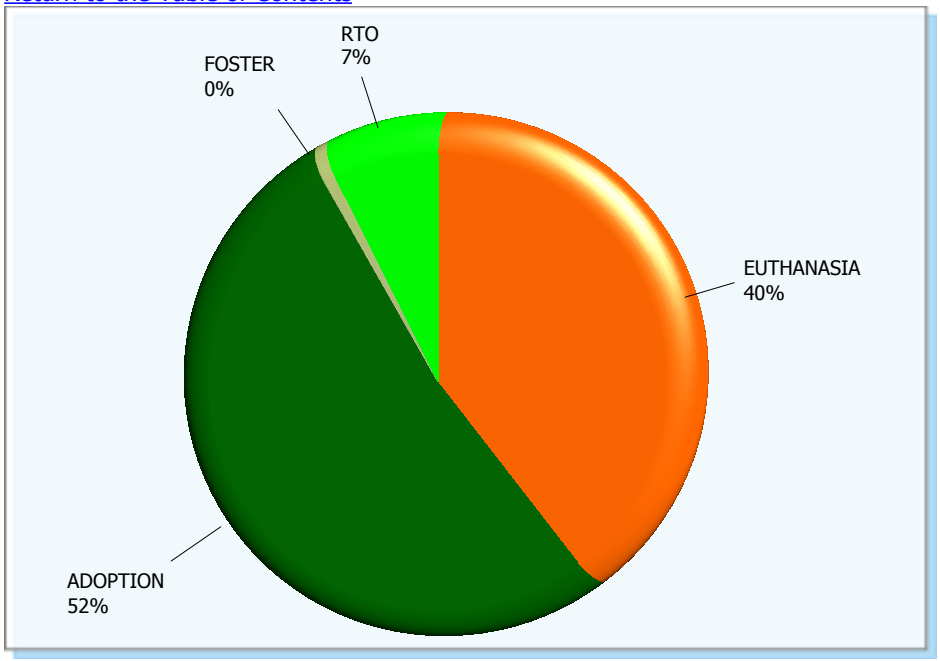

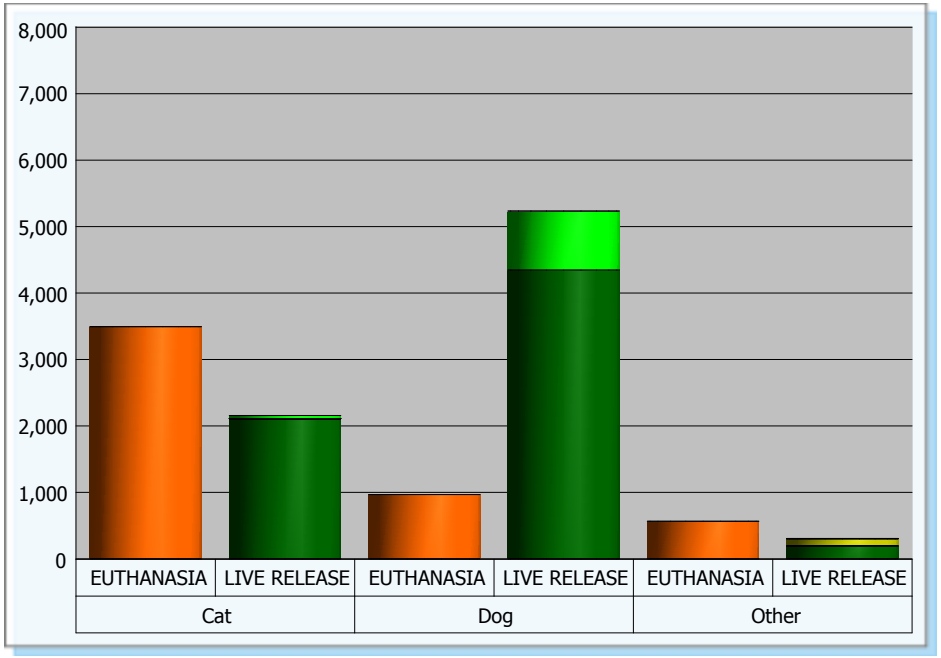

	Cat	Dog	Other	**Total**
EUTHANASIA	3,494	967	565	**5,026**
ADOPTION	2,109	4,345	195	**6,649**
FOSTER	0	1	5	**6**
RETURN TO NATURE	0	0	102	**102**
RTO	48	888	4	**940**
	5,651	**6,201**	**871**	**12,723**

County of Los Angeles Animal Care and Control Animal Live Release and Euthanasia Rates

Fiscal Year to Date: 2015-2016 - Castaic

Return to the Table of Contents

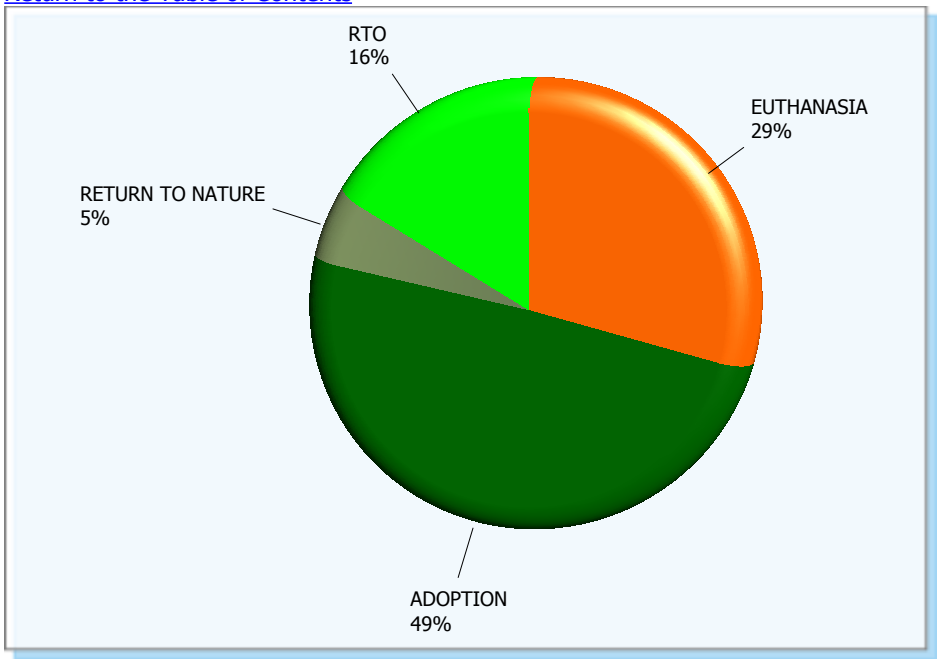

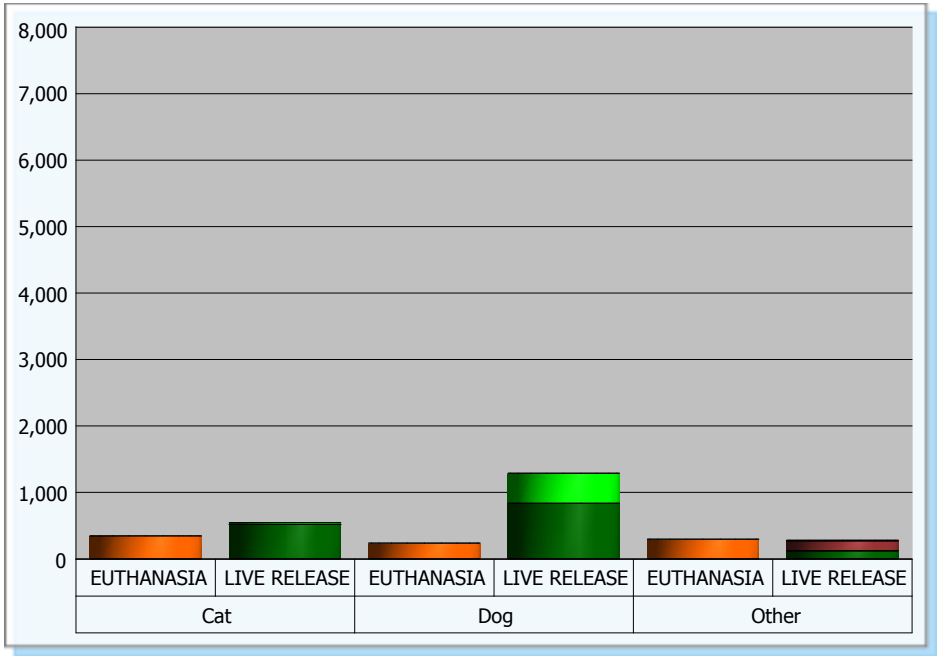

	Cat	Dog	Other	**Total**
EUTHANASIA	345	236	295	**876**
ADOPTION	517	834	121	**1,472**
RETURN TO NATURE	0	2	151	**153**
RTO	26	452	7	**485**
	888	**1,524**	**574**	**2,986**

County of Los Angeles Animal Care and Control Animal Live Release and Euthanasia Rates

Fiscal Year to Date: 2015-2016 - Downey

Return to the Table of Contents

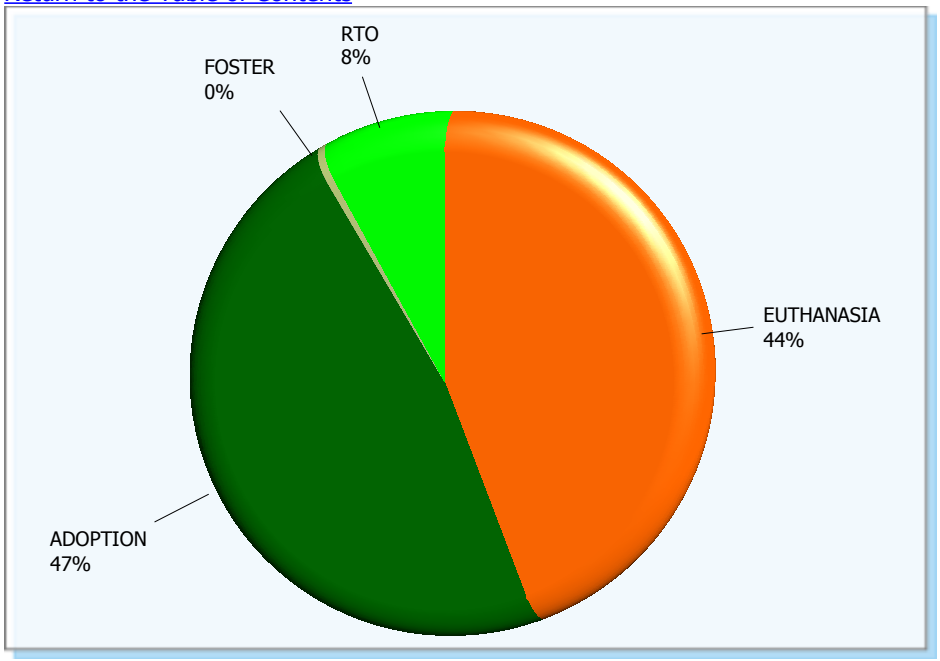

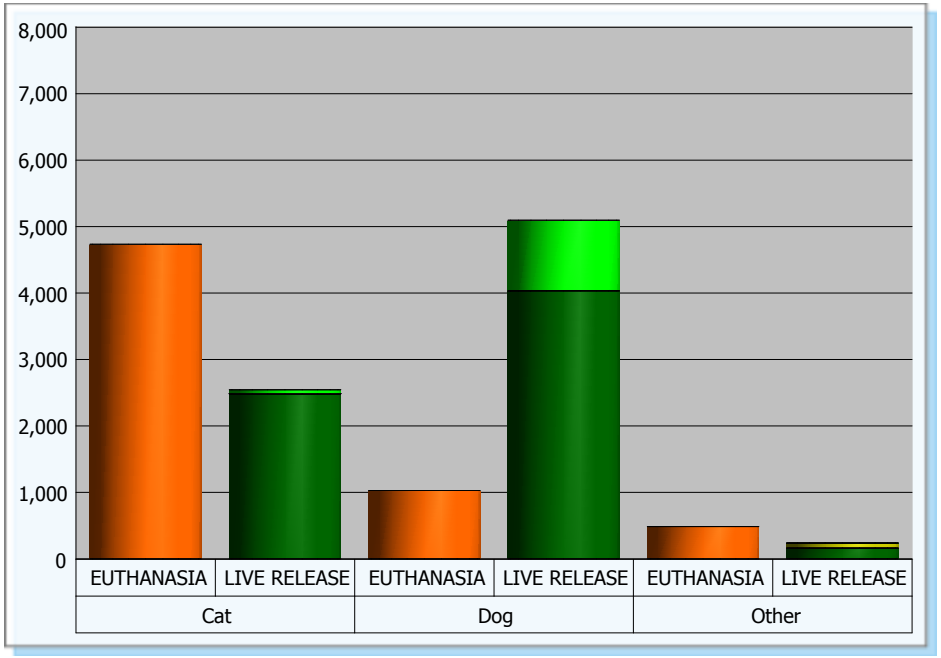

	Cat	Dog	Other	**Total**
EUTHANASIA	4,734	1,028	485	**6,247**
ADOPTION	2,484	4,036	163	**6,683**
FOSTER	0	1	2	**3**
RETURN TO NATURE	0	0	69	**69**
RTO	60	1,059	5	**1,124**
	7,278	**6,124**	**724**	**14,126**

County of Los Angeles Animal Care and Control Animal Live Release and Euthanasia Rates

Fiscal Year to Date: 2015-2016 - Lancaster

Return to the Table of Contents

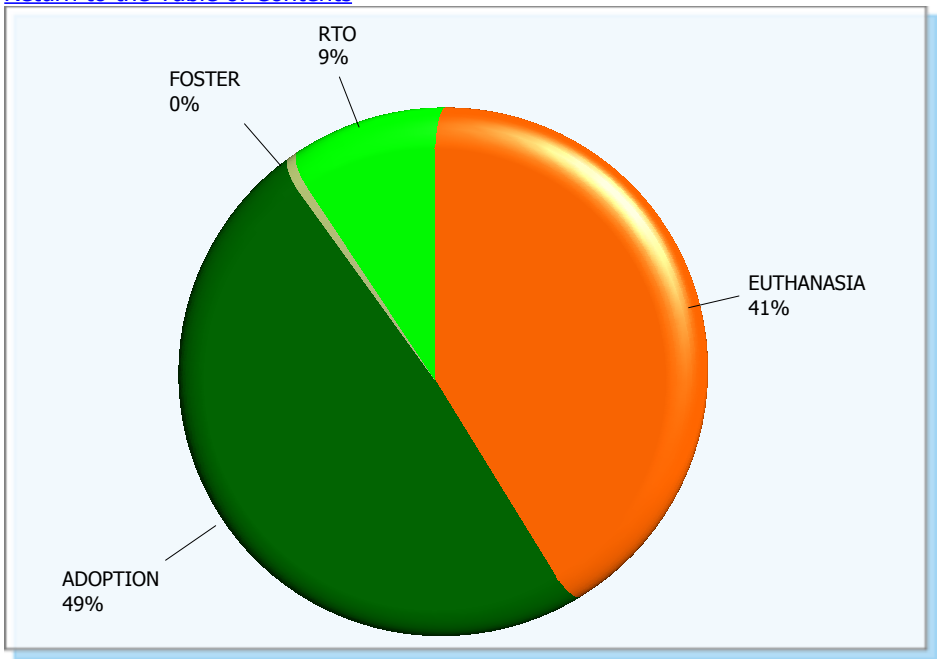

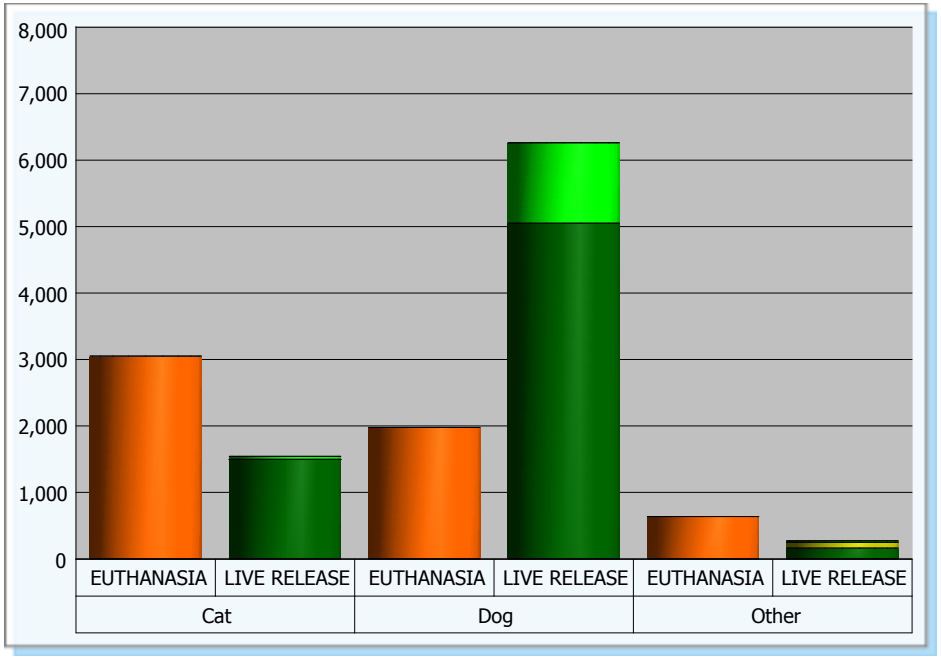

	Cat	Dog	Other	**Total**
EUTHANASIA	3,051	1,977	636	**5,664**
ADOPTION	1,497	5,050	161	**6,708**
FOSTER	0	1	0	**1**
RETURN TO NATURE	0	0	88	**88**
RTO	45	1,211	22	**1,278**
	4,593	**8,239**	**907**	**13,739**

County of Los Angeles Animal Care and Control Animal Live Release and Euthanasia Rates

Fiscal Year to Date: 2014-2015 - Carson

Return to the Table of Contents

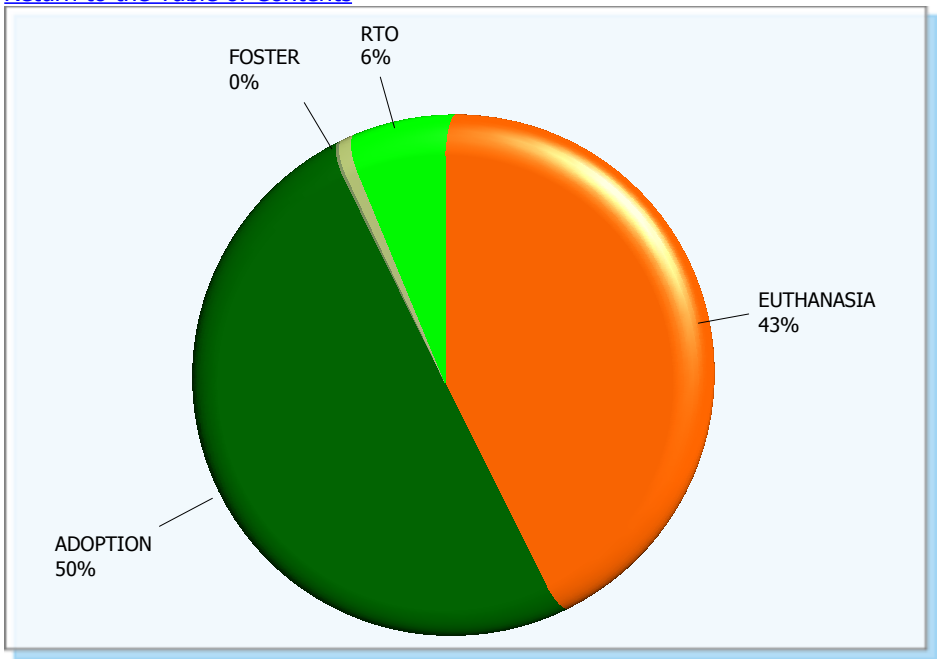

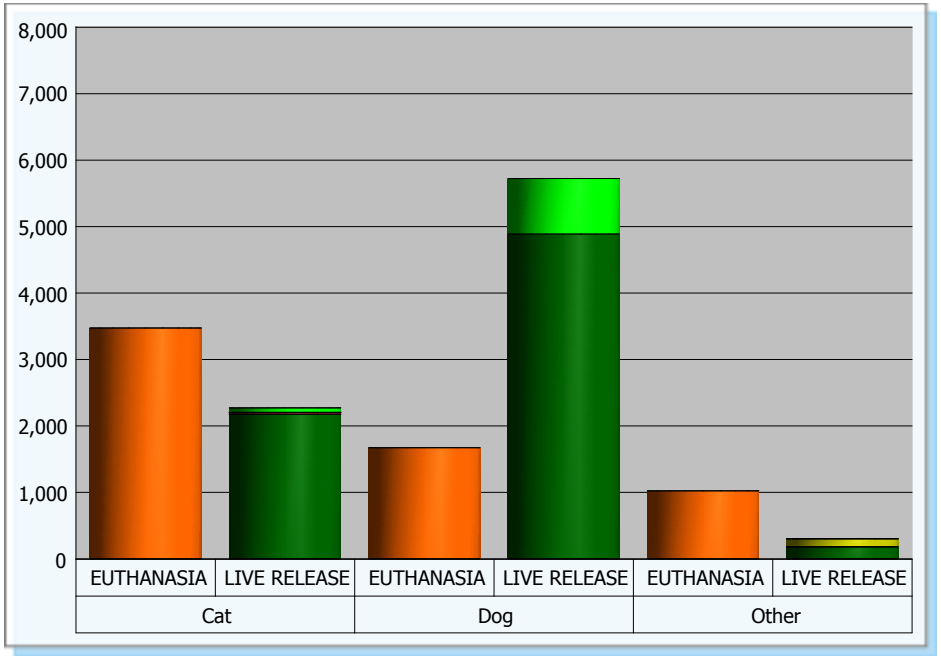

	Cat	Dog	Other	**Total**
EUTHANASIA	3,474	1,672	1,023	**6,169**
ADOPTION	2,175	4,886	182	**7,243**
FOSTER	29	1	2	**32**
RETURN TO NATURE	0	0	119	**119**
RTO	68	837	0	**905**
	5,746	**7,396**	**1,326**	**14,468**

County of Los Angeles Animal Care and Control Animal Live Release and Euthanasia Rates

Fiscal Year to Date: 2014-2015 - Castaic

Return to the Table of Contents

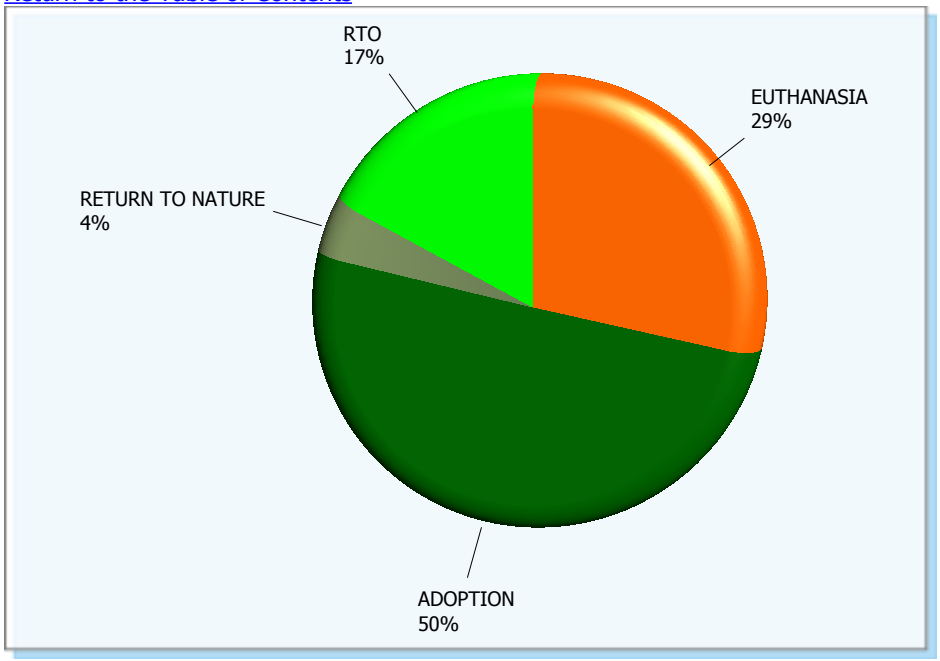

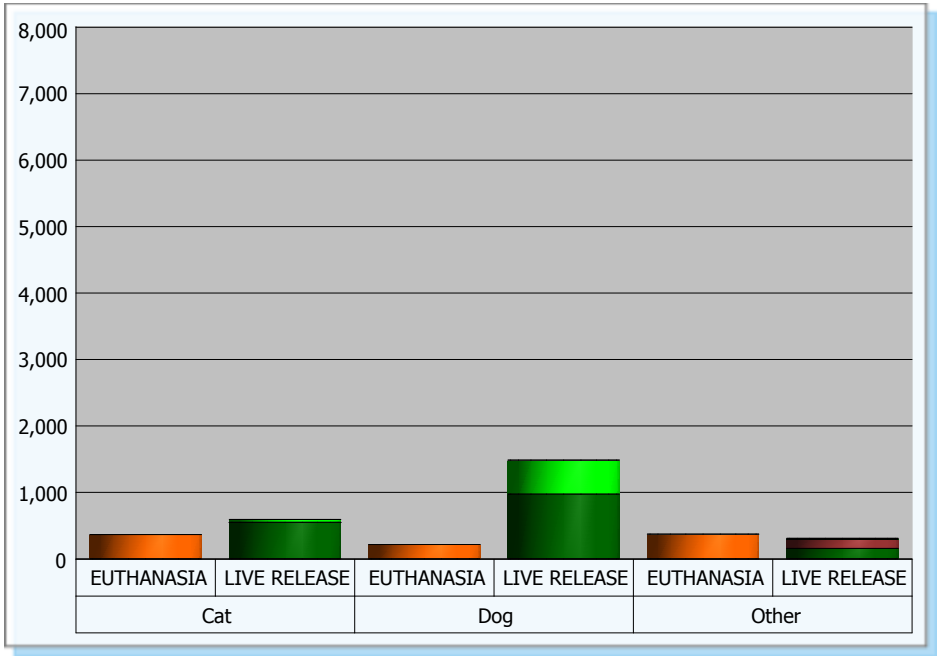

	Cat	Dog	Other	**Total**
EUTHANASIA	365	215	371	**951**
ADOPTION	548	973	156	**1,677**
RETURN TO NATURE	1	0	137	**138**
RTO	43	512	15	**570**
	957	**1,700**	**679**	**3,336**

County of Los Angeles Animal Care and Control Animal Live Release and Euthanasia Rates

Fiscal Year to Date: 2014-2015 - Downey

Return to the Table of Contents

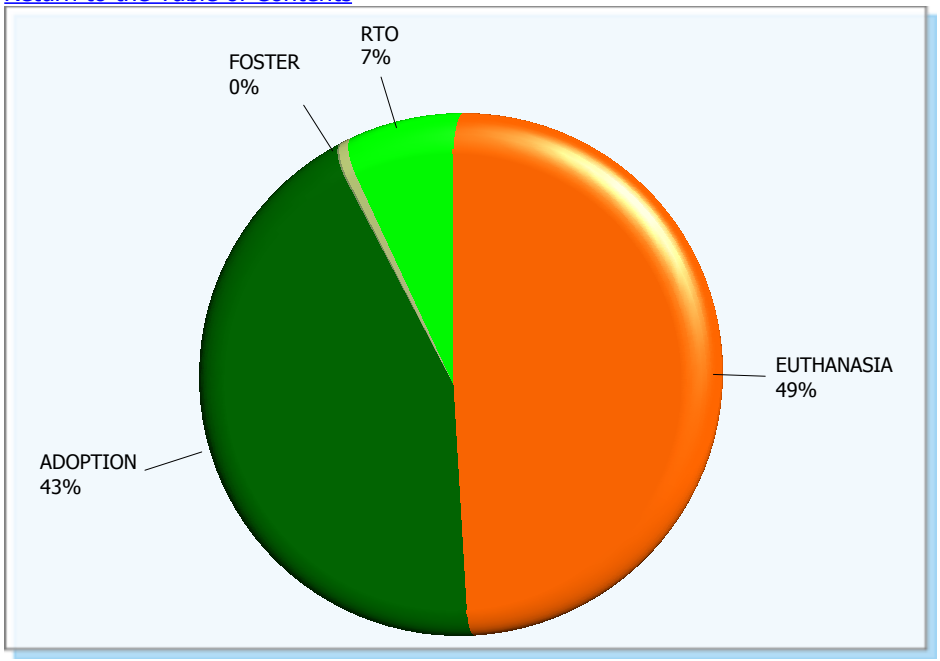

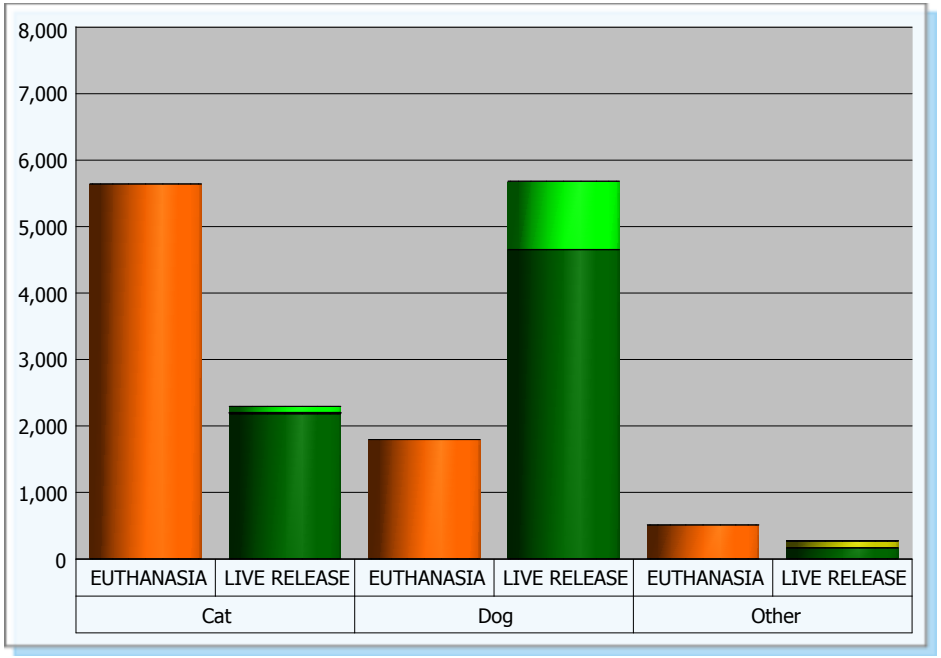

	Cat	Dog	Other	**Total**
EUTHANASIA	5,642	1,795	510	**7,947**
ADOPTION	2,184	4,654	168	**7,006**
FOSTER	19	2	0	**21**
RETURN TO NATURE	0	0	101	**101**
RTO	91	1,027	6	**1,124**
	7,936	**7,478**	**785**	**16,199**

County of Los Angeles Animal Care and Control Animal Live Release and Euthanasia Rates

Fiscal Year to Date: 2014-2015 - Lancaster

Return to the Table of Contents

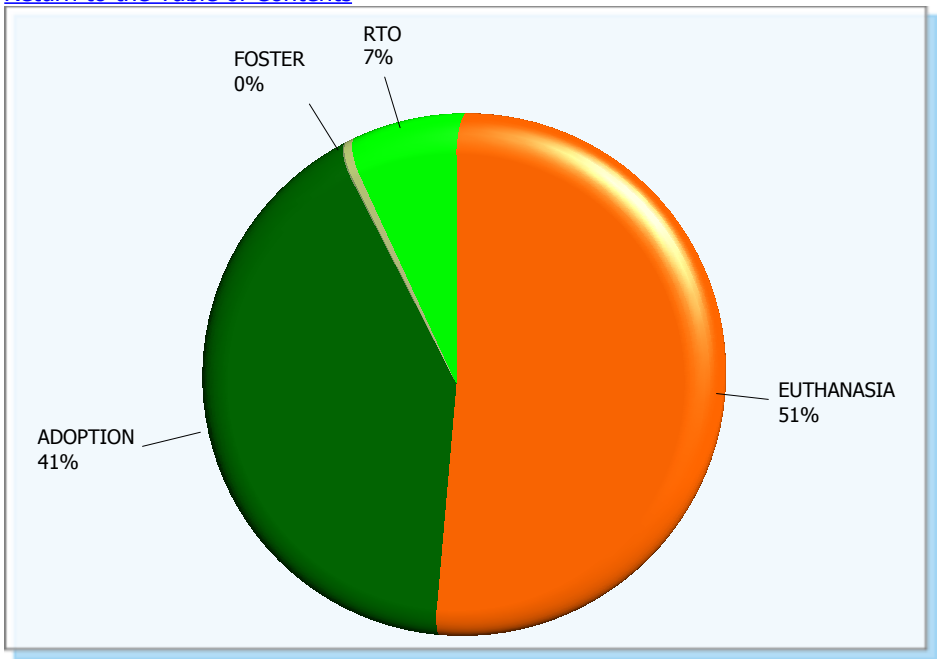

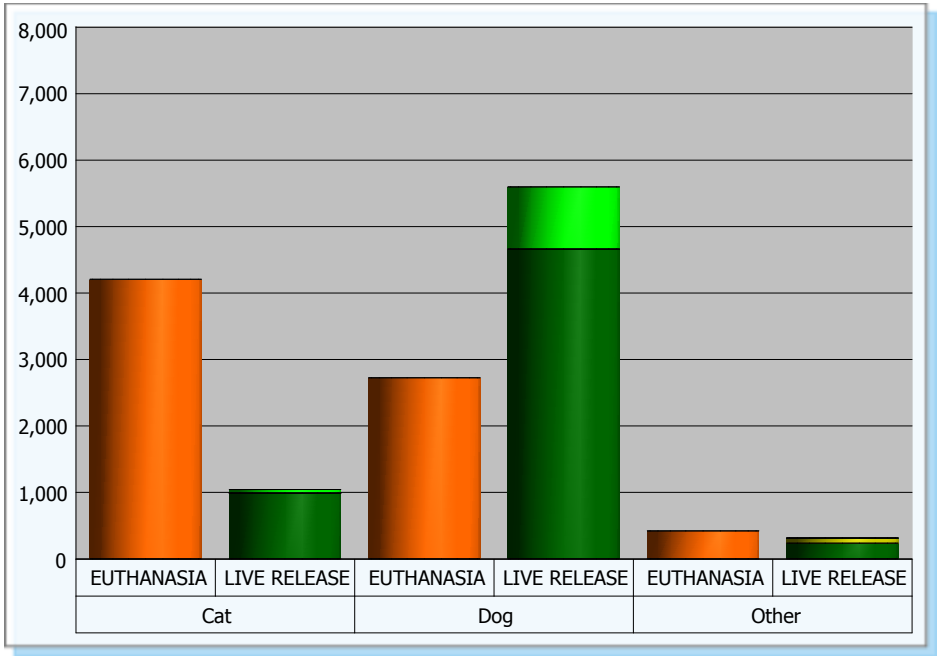

	Cat	Dog	Other	**Total**
EUTHANASIA	4,207	2,725	420	**7,352**
ADOPTION	984	4,657	235	**5,876**
FOSTER	9	6	0	**15**
RETURN TO NATURE	0	2	75	**77**
RTO	50	933	4	**987**
	5,250	**8,323**	**734**	**14,307**

County of Los Angeles Animal Care and Control Animal Live Release and Euthanasia Rates

Fiscal Year to Date: 2013-2014 - Agoura

Return to the Table of Contents

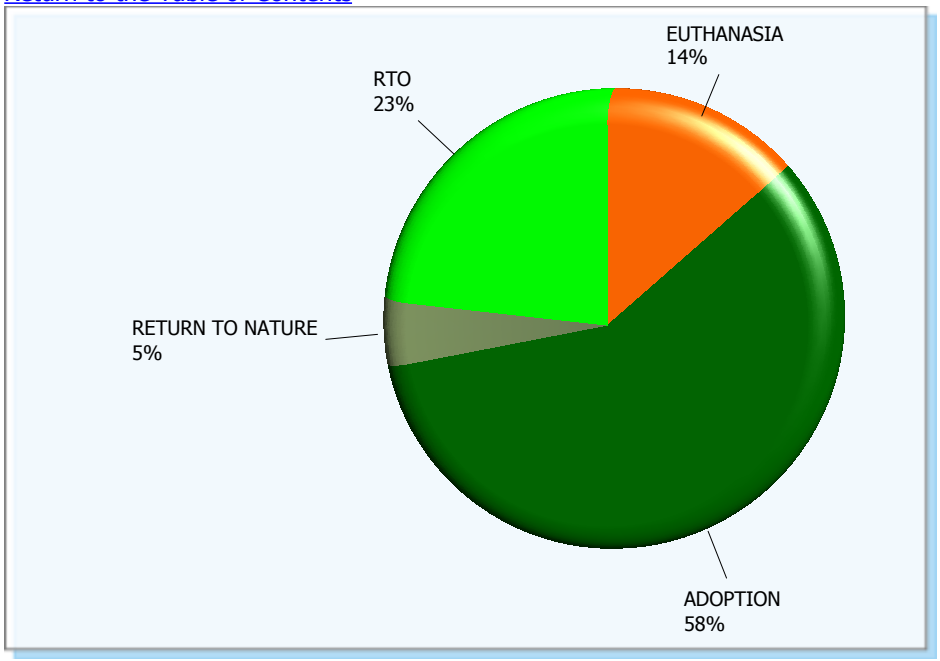

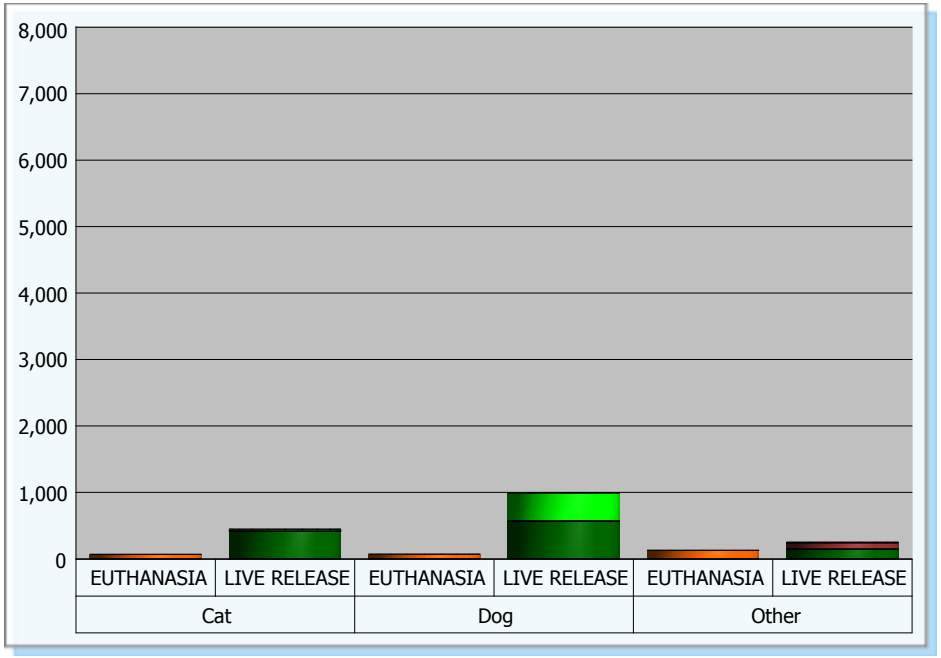

	Cat	Dog	Other	**Total**
EUTHANASIA	67	69	128	**264**
ADOPTION	419	572	148	**1,139**
RETURN TO NATURE	0	0	94	**94**
RTO	27	419	7	**453**
	513	**1,060**	**377**	**1,950**

County of Los Angeles Animal Care and Control Animal Live Release and Euthanasia Rates

Fiscal Year to Date: 2013-2014 - Baldwin Park

Return to the Table of Contents

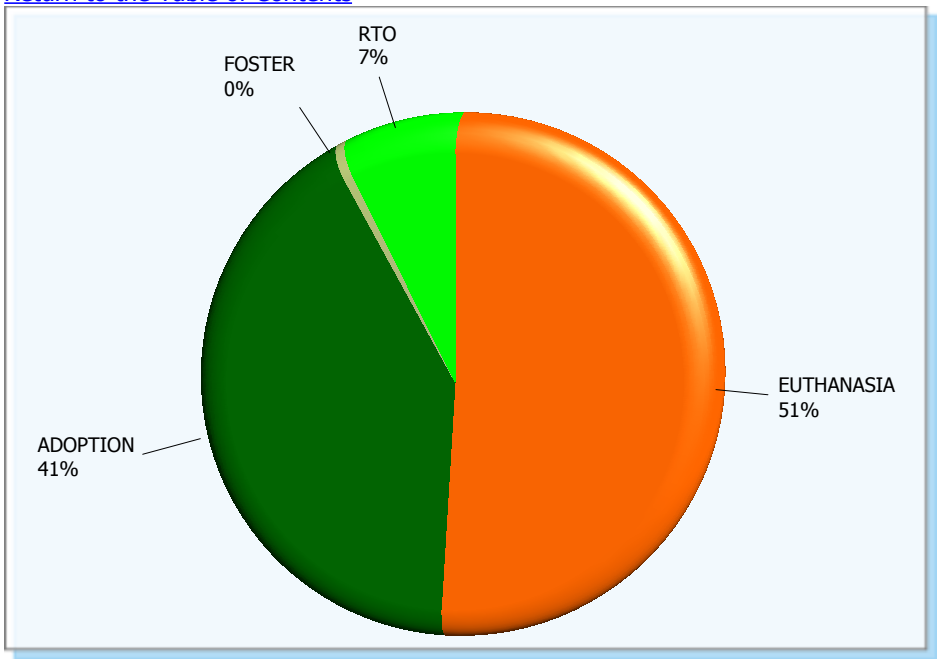

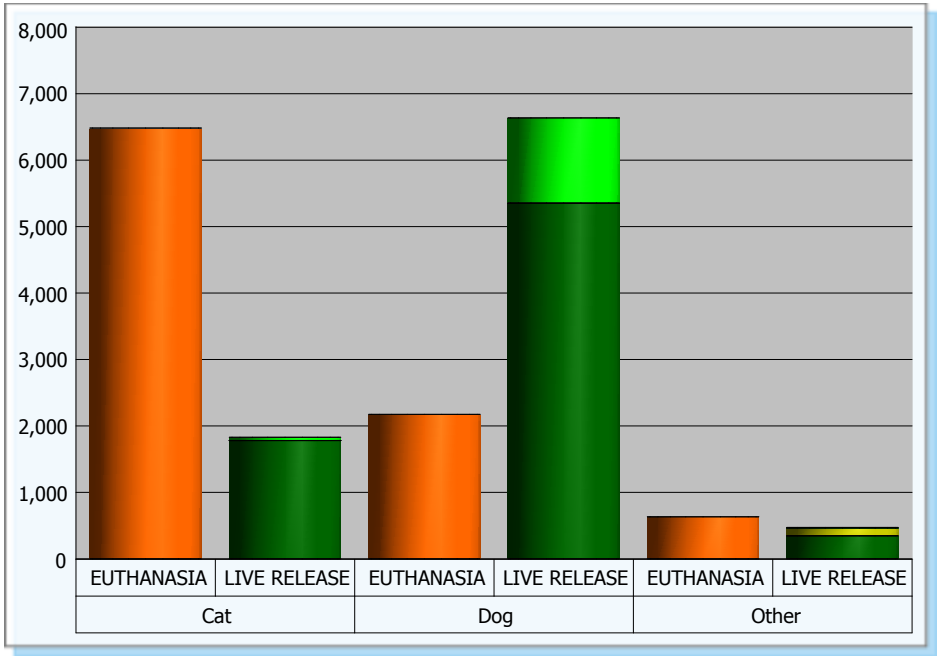

	Cat	Dog	Other	**Total**
EUTHANASIA	6,483	2,174	632	**9,289**
ADOPTION	1,780	5,355	349	**7,484**
FOSTER	1	1	0	**2**
RETURN TO NATURE	0	0	113	**113**
RTO	48	1,280	10	**1,338**
	8,312	**8,810**	**1,104**	**18,226**

County of Los Angeles Animal Care and Control Animal Live Release and Euthanasia Rates

Fiscal Year to Date: 2013-2014 - Carson

Return to the Table of Contents

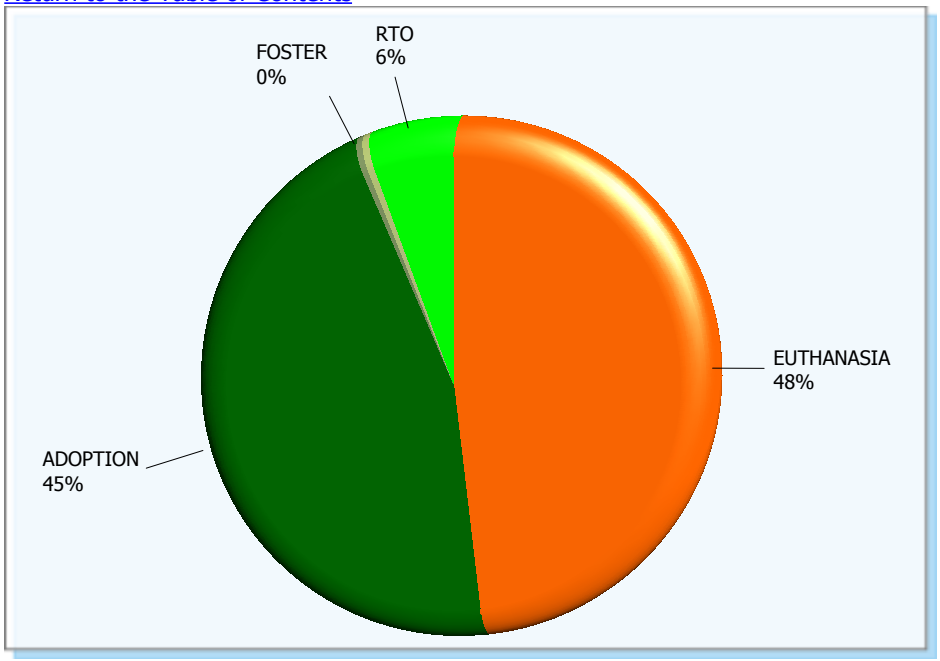

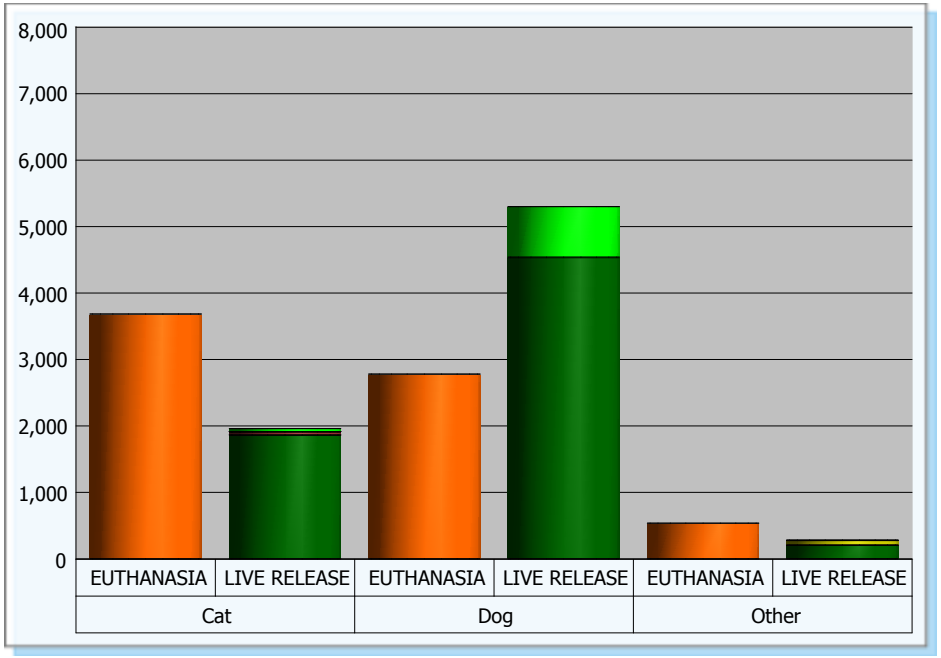

	Cat	Dog	Other	**Total**
EUTHANASIA	3,684	2,780	536	**7,000**
ADOPTION	1,864	4,534	205	**6,603**
FOSTER	50	6	3	**59**
RETURN TO NATURE	0	0	67	**67**
RTO	46	761	7	**814**
	5,644	**8,081**	**818**	**14,543**

County of Los Angeles Animal Care and Control Animal Live Release and Euthanasia Rates

Fiscal Year to Date: 2013-2014 - Castaic

Return to the Table of Contents

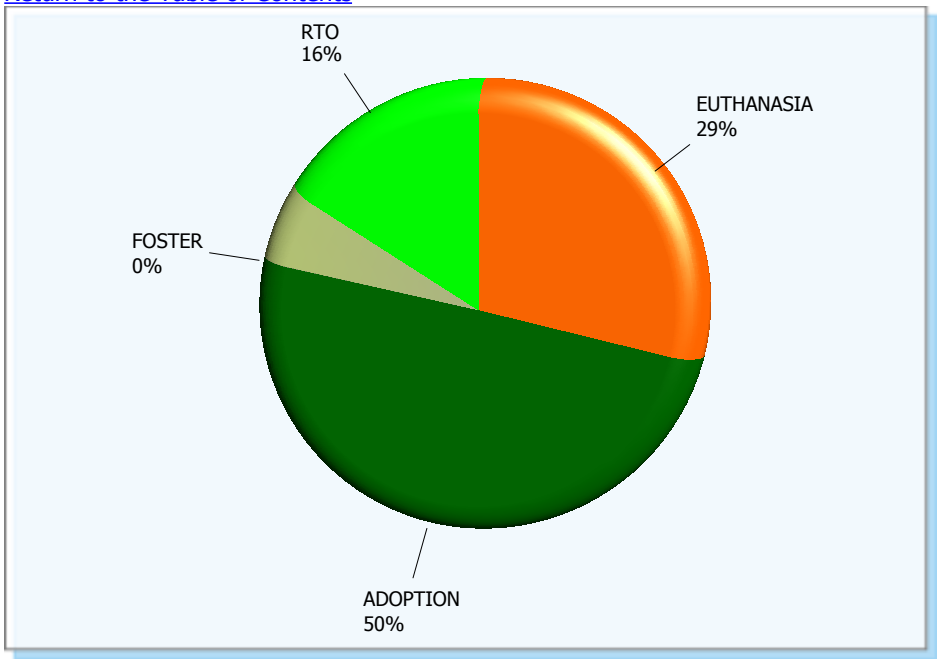

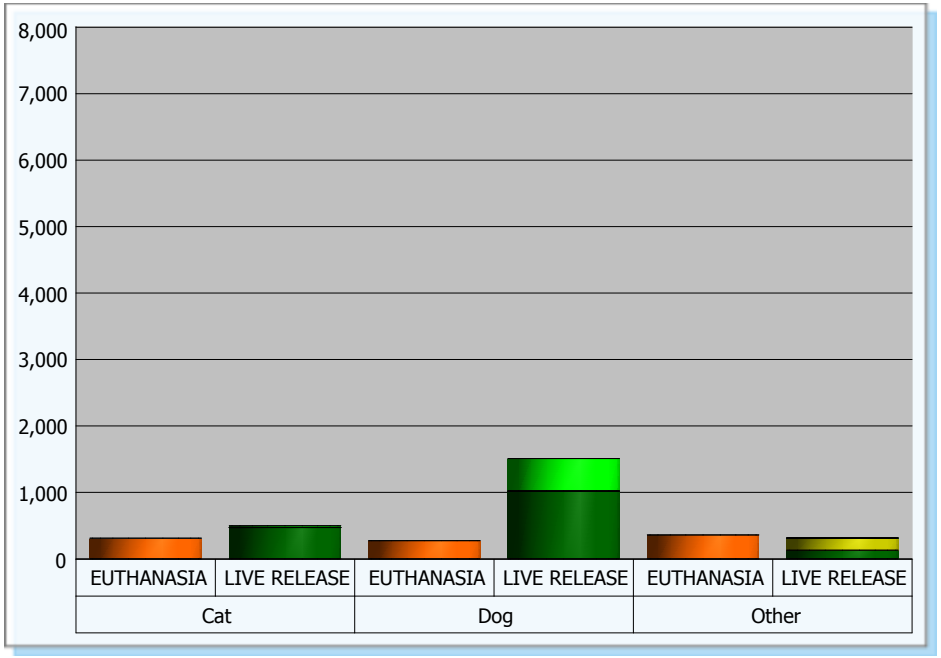

	Cat	Dog	Other	**Total**
EUTHANASIA	310	273	359	**942**
ADOPTION	471	1,024	128	**1,623**
FOSTER	0	0	1	**1**
RETURN TO NATURE	1	1	178	**180**
RTO	25	484	12	**521**
	807	**1,782**	**678**	**3,267**

County of Los Angeles Animal Care and Control Animal Live Release and Euthanasia Rates

Fiscal Year to Date: 2013-2014 - Downey

Return to the Table of Contents

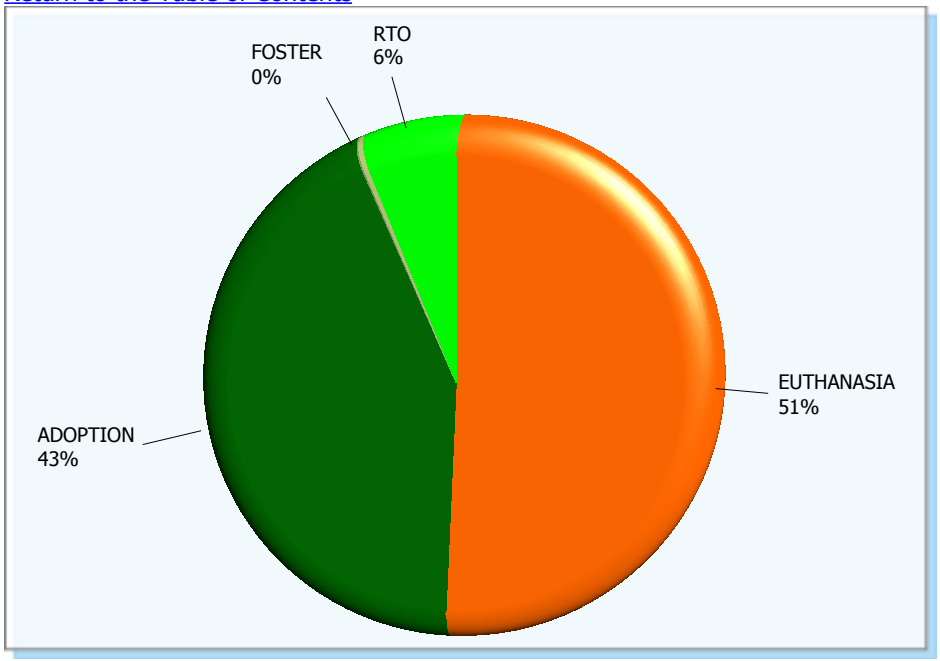

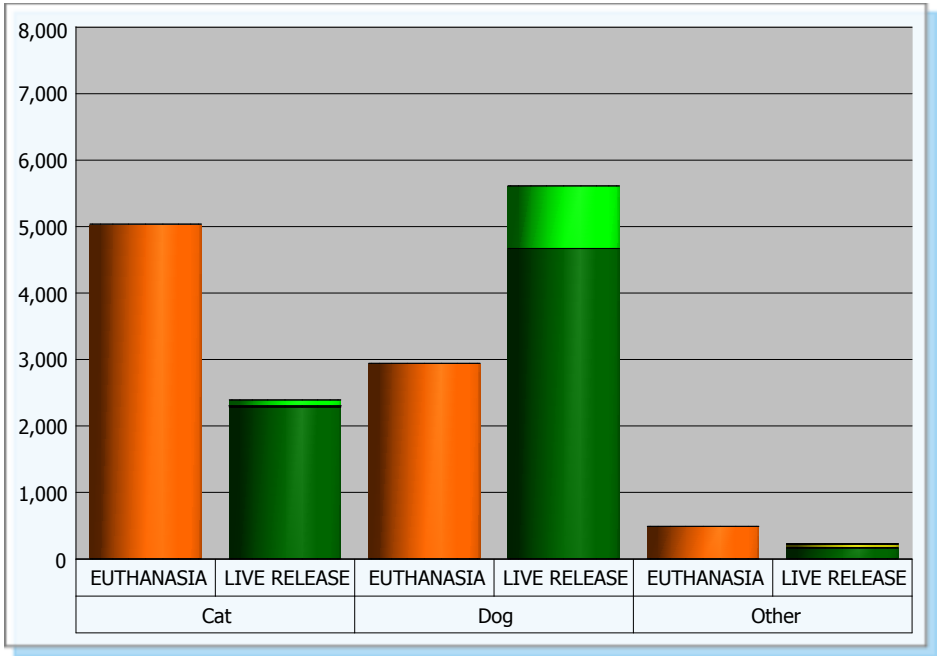

	Cat	Dog	Other	**Total**
EUTHANASIA	5,037	2,942	488	**8,467**
ADOPTION	2,286	4,670	167	**7,123**
FOSTER	17	1	1	**19**
RETURN TO NATURE	0	0	55	**55**
RTO	88	942	2	**1,032**
	7,428	**8,555**	**713**	**16,696**

County of Los Angeles Animal Care and Control Animal Live Release and Euthanasia Rates

Fiscal Year to Date: 2013-2014 - Lancaster

Return to the Table of Contents

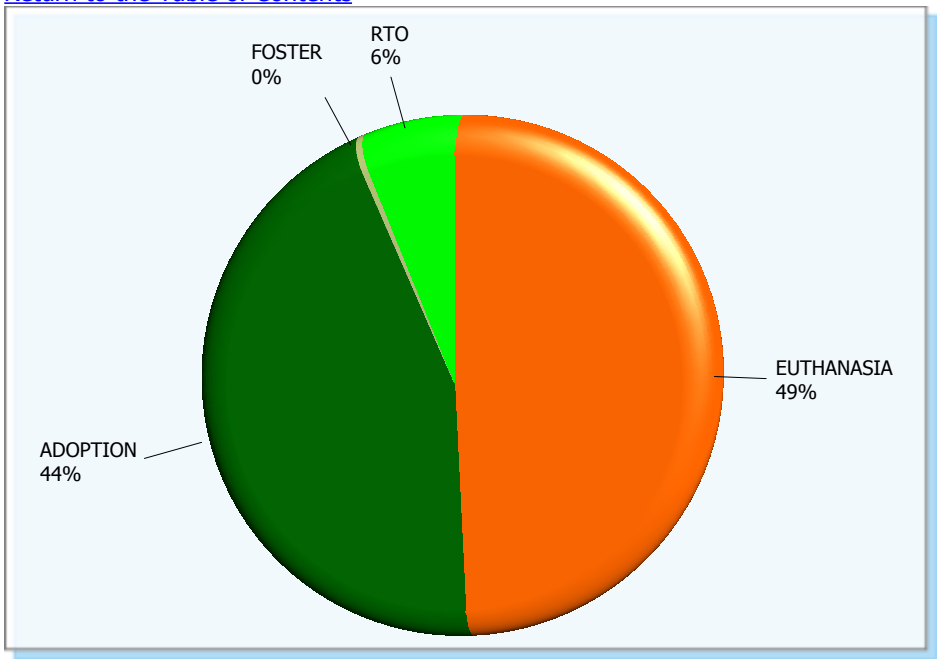

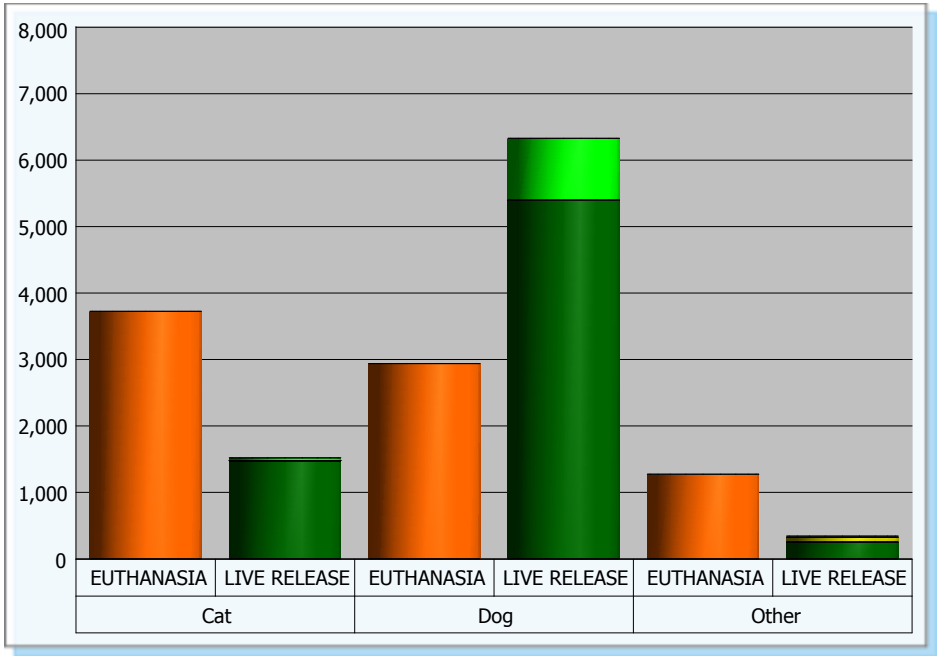

	Cat	Dog	Other	**Total**
EUTHANASIA	3,725	2,938	1,273	**7,936**
ADOPTION	1,477	5,399	255	**7,131**
FOSTER	1	3	0	**4**
RETURN TO NATURE	0	0	67	**67**
RTO	41	927	19	**987**
	5,244	**9,267**	**1,614**	**16,125**

County of Los Angeles Animal Care and Control Animal Live Release and Euthanasia Rates

Fiscal Year to Date: 2012-2013 - Agoura

Return to the Table of Contents

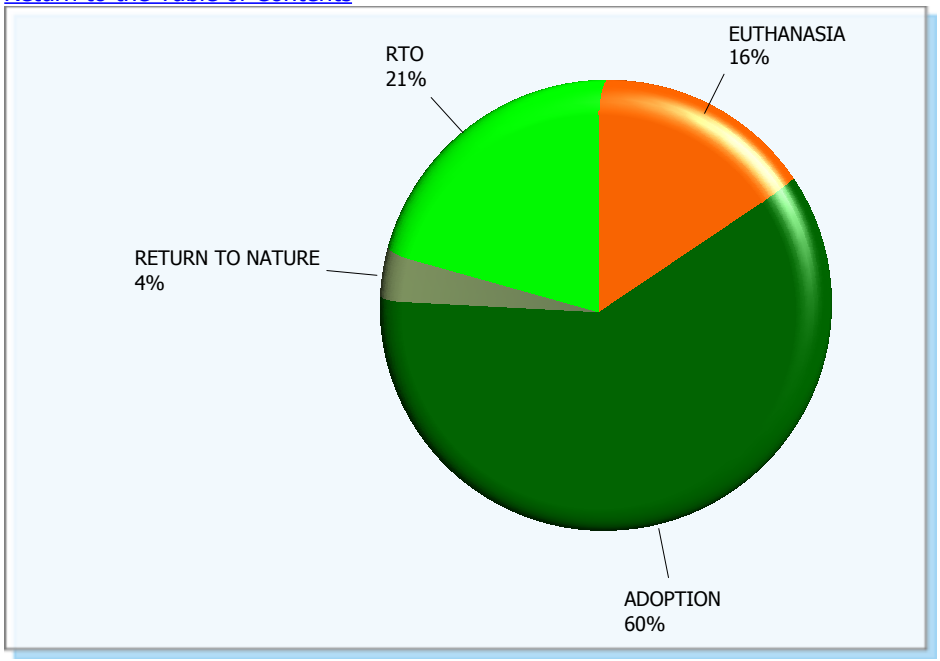

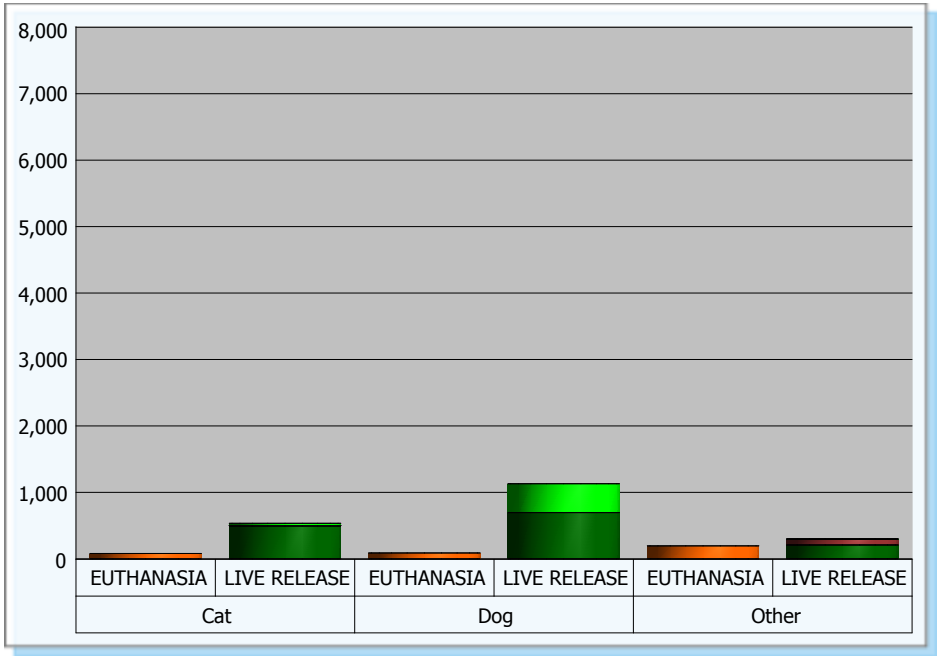

	Cat	Dog	Other	**Total**
EUTHANASIA	80	88	195	**363**
ADOPTION	498	696	210	**1,404**
RETURN TO NATURE	0	1	81	**82**
RTO	36	433	12	**481**
	614	**1,218**	**498**	**2,330**

County of Los Angeles Animal Care and Control Animal Live Release and Euthanasia Rates

Fiscal Year to Date: 2012-2013 - Baldwin Park

Return to the Table of Contents

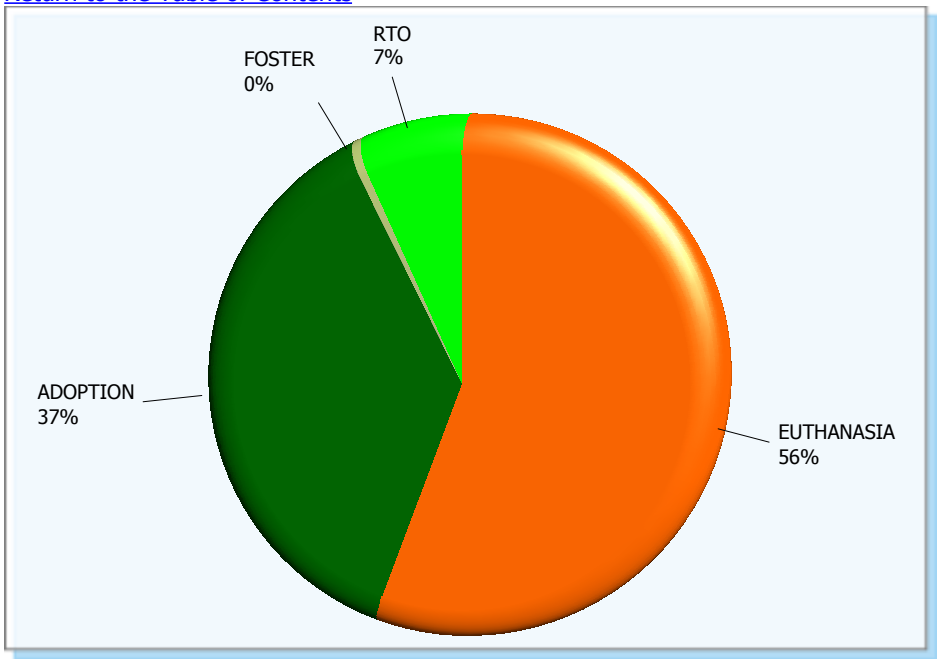

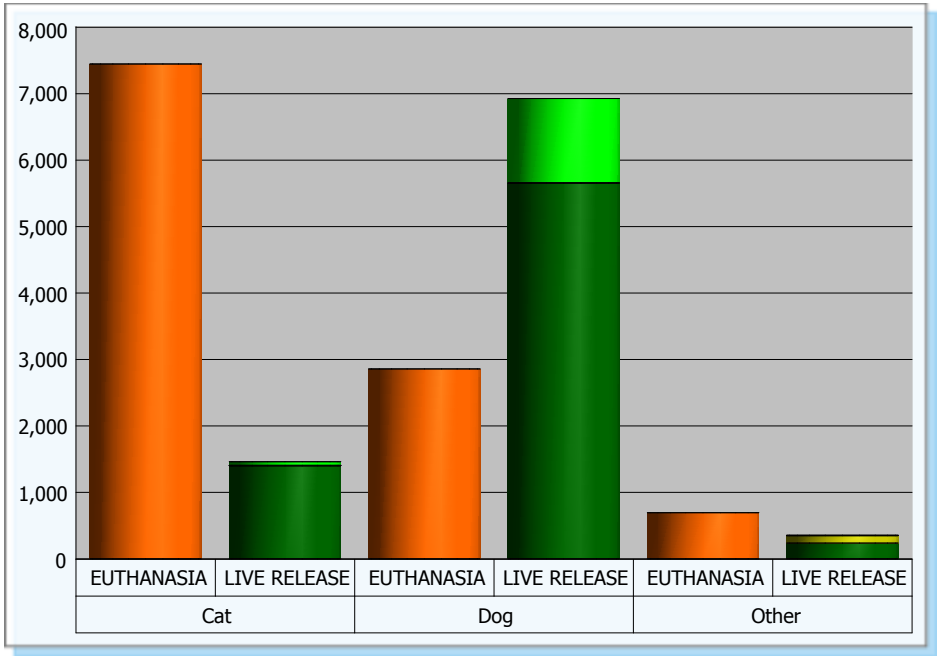

	Cat	Dog	Other	**Total**
EUTHANASIA	7,448	2,858	694	**11,000**
ADOPTION	1,401	5,661	236	**7,298**
FOSTER	6	0	0	**6**
RETURN TO NATURE	0	0	113	**113**
RTO	54	1,267	6	**1,327**
	8,909	**9,786**	**1,049**	**19,744**

County of Los Angeles Animal Care and Control Animal Live Release and Euthanasia Rates

Fiscal Year to Date: 2012-2013 - Carson

Return to the Table of Contents

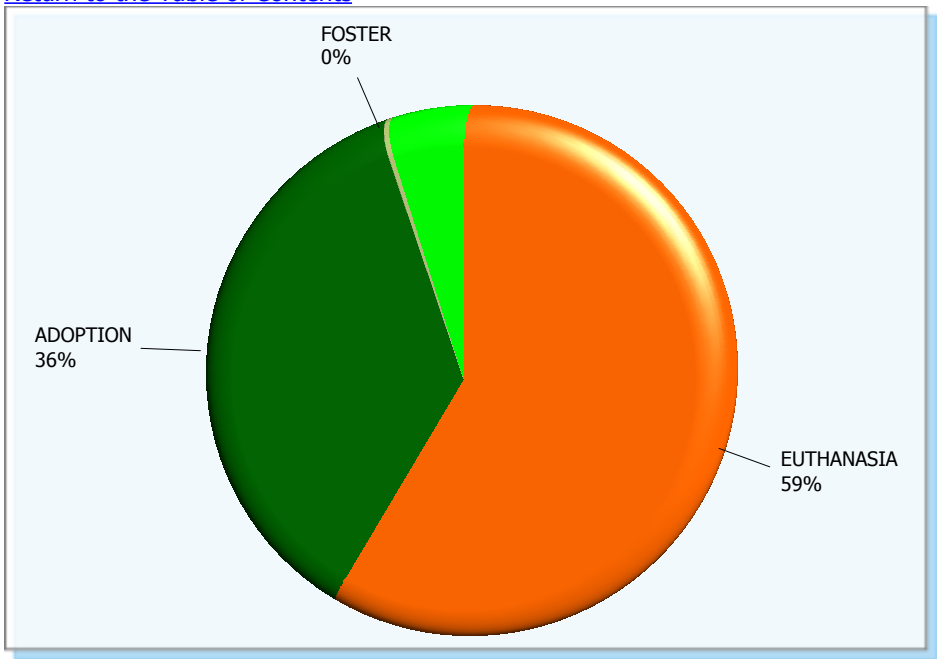

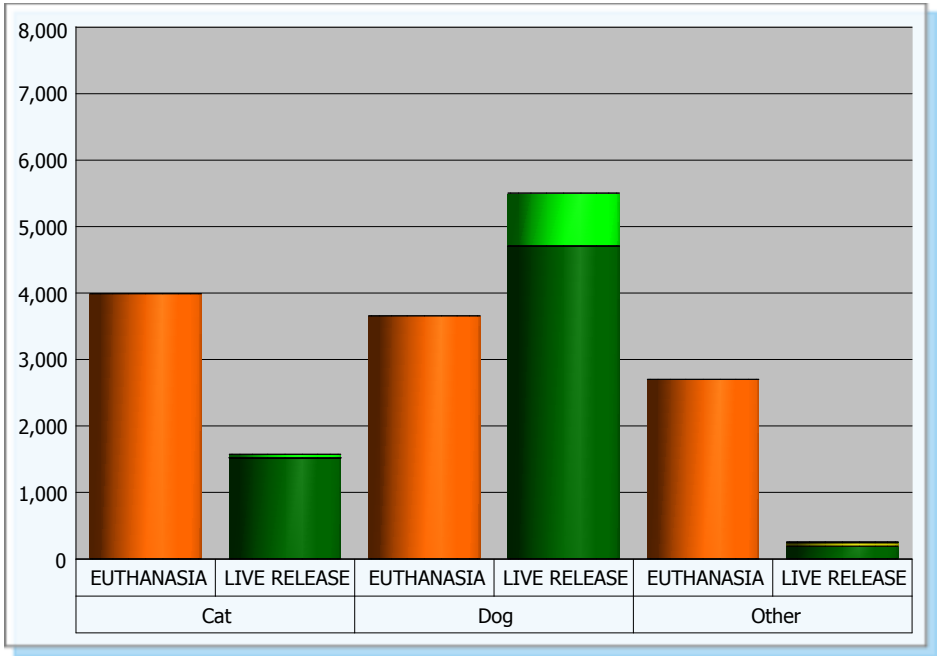

	Cat	Dog	Other	**Total**
EUTHANASIA	3,990	3,657	2,701	**10,348**
ADOPTION	1,517	4,709	185	**6,411**
FOSTER	3	1	4	**8**
RETURN TO NATURE	0	1	54	**55**
RTO	53	793	11	**857**
	5,563	**9,161**	**2,955**	**17,679**

County of Los Angeles Animal Care and Control Animal Live Release and Euthanasia Rates

Fiscal Year to Date: 2012-2013 - Castaic

Return to the Table of Contents

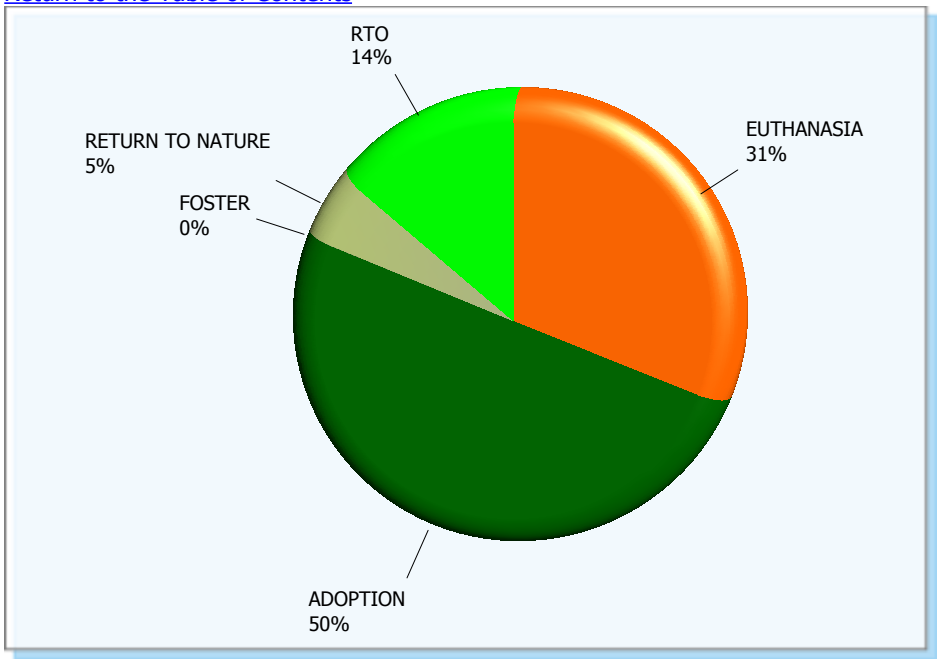

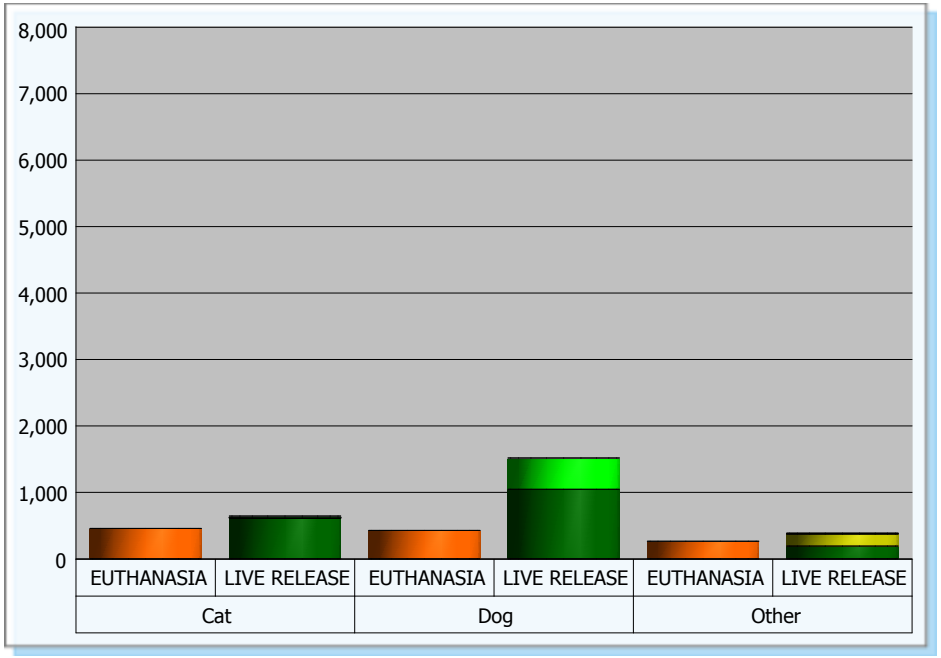

	Cat	Dog	Other	**Total**
EUTHANASIA	457	427	264	**1,148**
ADOPTION	616	1,046	190	**1,852**
FOSTER	0	0	1	**1**
RETURN TO NATURE	0	0	184	**184**
RTO	27	471	11	**509**
	1,100	**1,944**	**650**	**3,694**

County of Los Angeles Animal Care and Control Animal Live Release and Euthanasia Rates

Fiscal Year to Date: 2012-2013 - Downey

Return to the Table of Contents

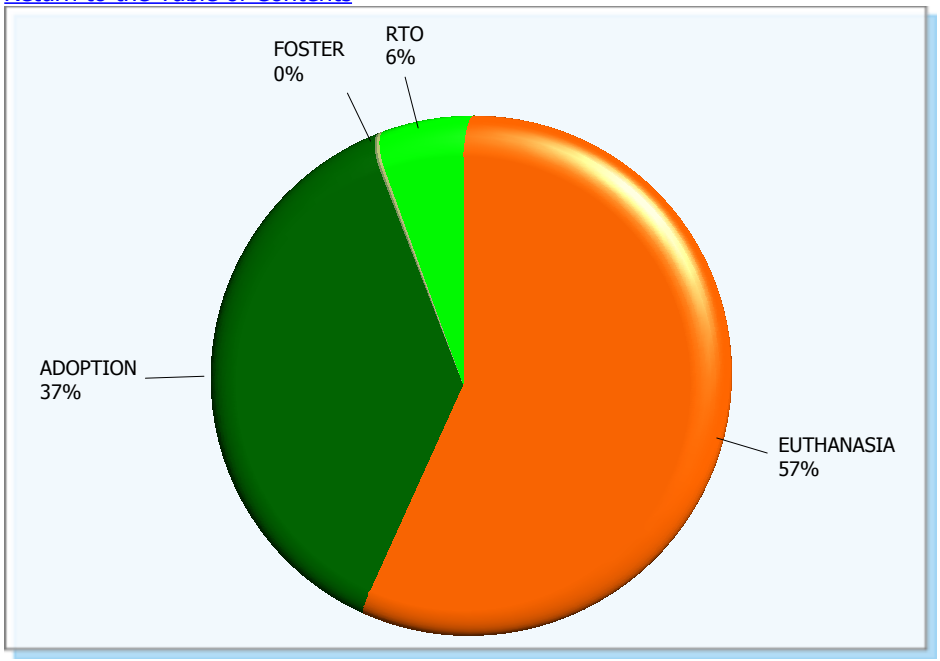

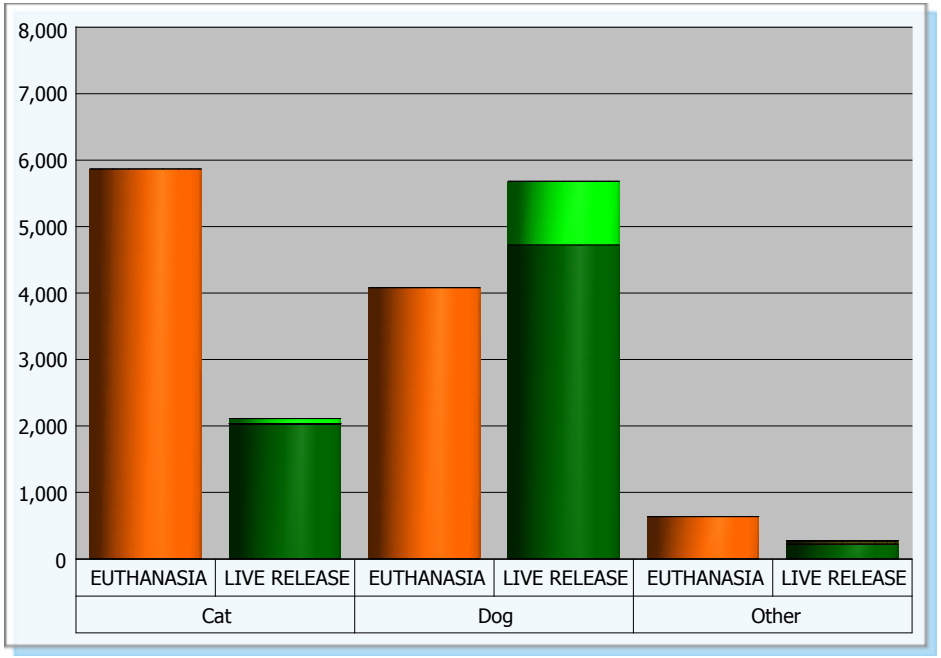

	Cat	Dog	Other	**Total**
EUTHANASIA	5,868	4,081	635	**10,584**
ADOPTION	2,029	4,716	221	**6,966**
FOSTER	6	6	15	**27**
RETURN TO NATURE	0	0	34	**34**
RTO	76	960	1	**1,037**
	7,979	**9,763**	**906**	**18,648**

County of Los Angeles Animal Care and Control Animal Live Release and Euthanasia Rates

Fiscal Year to Date: 2012-2013 - Lancaster

Return to the Table of Contents

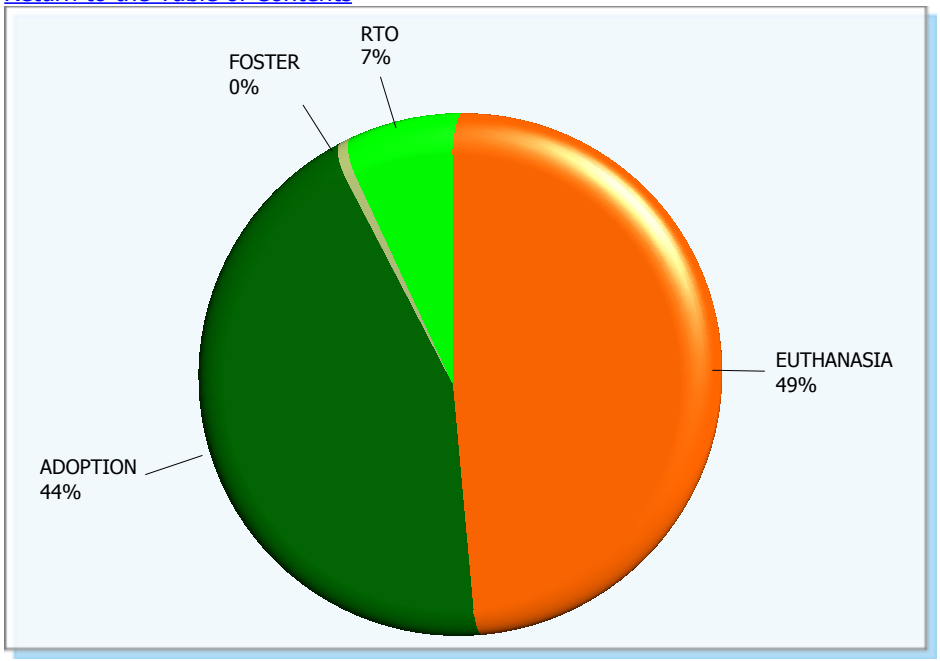

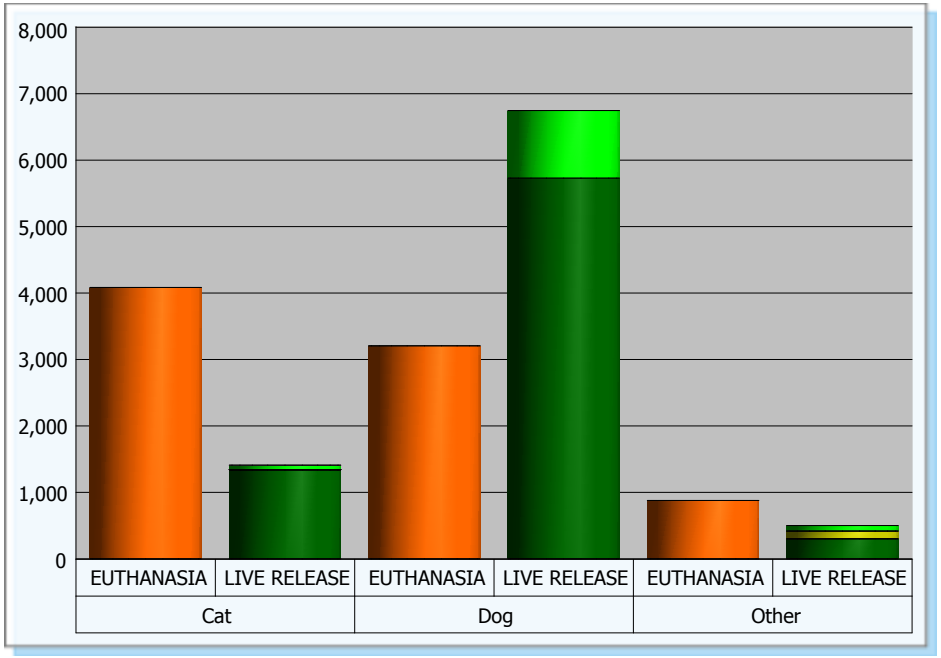

	Cat	Dog	Other	**Total**
EUTHANASIA	4,084	3,206	878	**8,168**
ADOPTION	1,342	5,728	303	**7,373**
FOSTER	0	1	1	**2**
RETURN TO NATURE	0	0	115	**115**
RTO	67	1,018	82	**1,167**
	5,493	**9,953**	**1,379**	**16,825**