

Table of Contents

1 Fiscal Year to Date: 2019-2020 – ALL CARE CENTERS

2 Fiscal Year to Date: 2019-2020 – DOWNEY

3 Fiscal Year to Date: 2019-2020 – CARSON

4 Fiscal Year to Date: 2019-2020 – BALDWIN PARK

5 Fiscal Year to Date: 2019-2020 – LANCASTER

6 Fiscal Year to Date: 2019-2020 – CASTAIC

7 Fiscal Year to Date: 2019-2020 – AGOURA

8 Fiscal Year to Date: 2019-2020 - PALMDALE



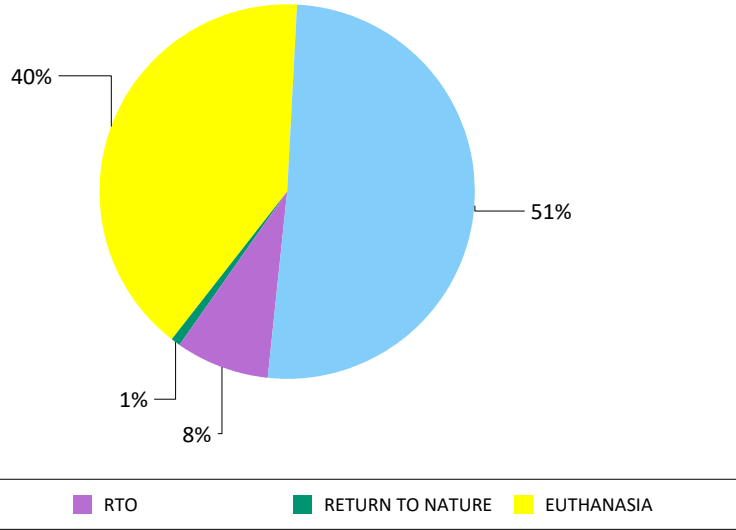
County of Los Angeles Animal Care and Control

ALL ANIMAL CARE CENTERS

Fiscal Year to Date: 07/01/2019 Through 09/30/2019



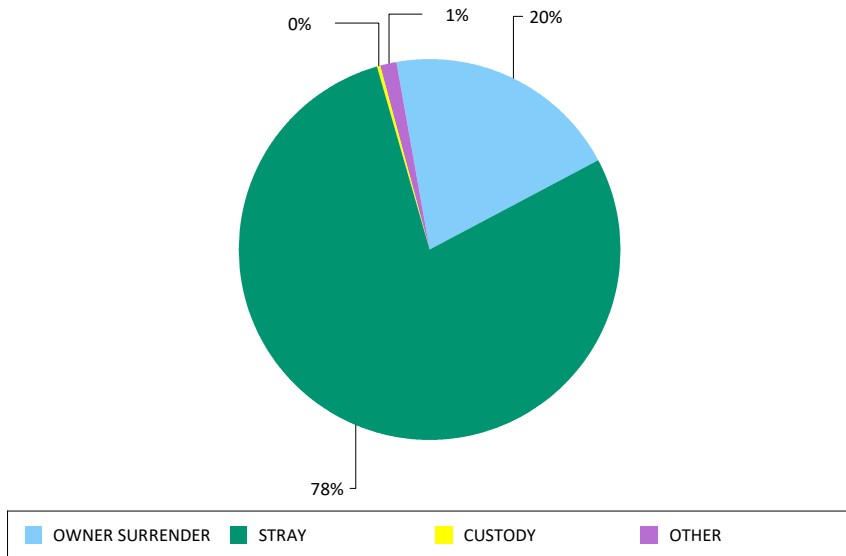
Animal Outcomes



	CATS	DOGS	OTHER	Total
ADOPTION	4,235	3,855	360	8,450
RTO	91	1,251	26	1,368
RETURN TO NATURE	0	0	124	124
EUTHANASIA	5,071	742	903	6,716
TOTAL	9,397	5,848	1,413	16,658

“Other animals” includes a large number of game fowl that were seized during this fiscal year that are illegal to possess and not adoptable

Animal Incomes



	CATS	DOGS	OTHERS	Total
OWNER SURRENDER	1,050	1,953	430	3,433
STRAY	8,591	3,738	1,126	13,455
CUSTODY	16	52	4	72
OTHER	43	150	33	226
TOTAL	9,700	5,893	1,593	17,186

OTHER ANIMALS INCLUDE: Rabbits, Livestock, Reptiles, Birds and All other Animals

NOTE: ANIMALS WITHOUT OUTCOMES ARE STILL IN DACC'S CARE

[Return to Table Content](#)



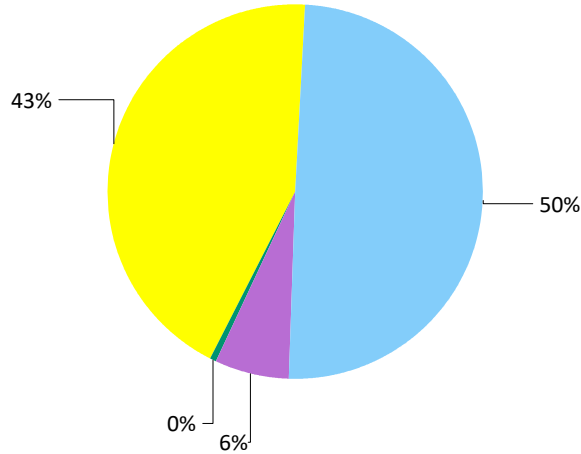
County of Los Angeles Animal Care and Control

DOWNEY ANIMAL CARE CENTER

Fiscal Year to Date: 07/01/2019 Through 09/30/2019



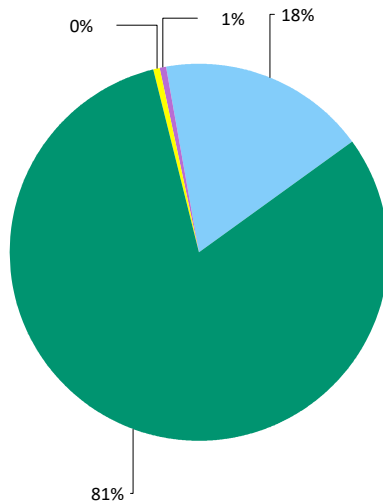
Animal Outcomes



	CATS	DOGS	OTHER	Total
ADOPTION	925	627	55	1,607
RTO	18	186	2	206
RETURN TO NATURE	0	0	13	13
EUTHANASIA	1,130	146	124	1,400
TOTAL	2,073	959	194	3,226

“Other animals” includes a large number of game fowl that were seized during this fiscal year that are illegal to possess and not adoptable

Animal Incomes



	CATS	DOGS	OTHERS	Total
OWNER SURRENDER	202	363	37	602
STRAY	1,939	580	224	2,743
CUSTODY	0	14	0	14
OTHER	0	18	1	19
TOTAL	2,141	975	262	3,378

OTHER ANIMALS INCLUDE: Rabbits, Livestock, Reptiles, Birds and All other Animals

NOTE: ANIMALS WITHOUT OUTCOMES ARE STILL IN DACC'S CARE

[Return to Table Content](#)



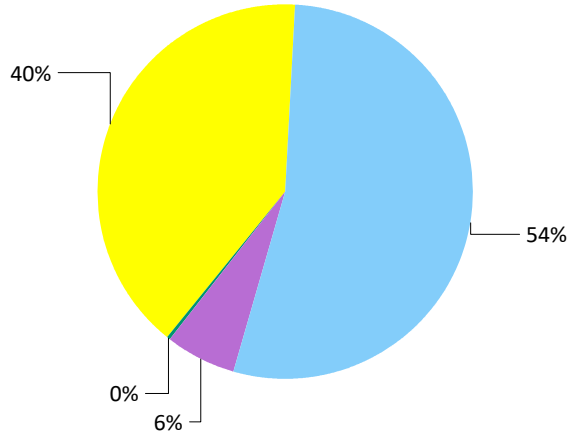
County of Los Angeles Animal Care and Control

CARSON/GARDENA ANIMAL CARE CENTER

Fiscal Year to Date: 07/01/2019 Through 09/30/2019



Animal Outcomes

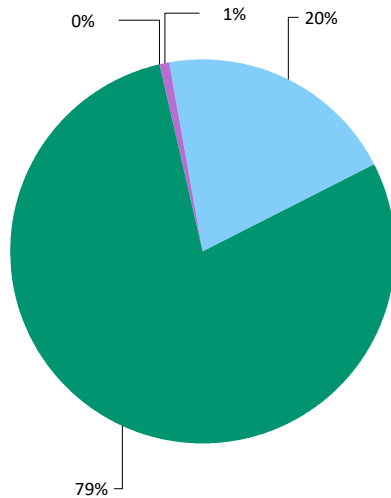


	CATS	DOGS	OTHER	Total
ADOPTION	1,072	921	56	2,049
RTO	13	212	4	229
RETURN TO NATURE	0	0	19	19
EUTHANASIA	1,199	151	174	1,524
TOTAL	2,284	1,284	253	3,821

“Other animals” includes a large number of game fowl that were seized during this fiscal year that are illegal to possess and not adoptable



Animal Incomes



	CATS	DOGS	OTHERS	Total
OWNER SURRENDER	243	517	37	797
STRAY	2,084	800	232	3,116
CUSTODY	0	6	0	6
OTHER	6	23	1	30
TOTAL	2,333	1,346	270	3,949

OTHER ANIMALS INCLUDE: Rabbits, Livestock, Reptiles, Birds and All other Animals



NOTE: ANIMALS WITHOUT OUTCOMES ARE STILL IN DACC'S CARE

[Return to Table Content](#)



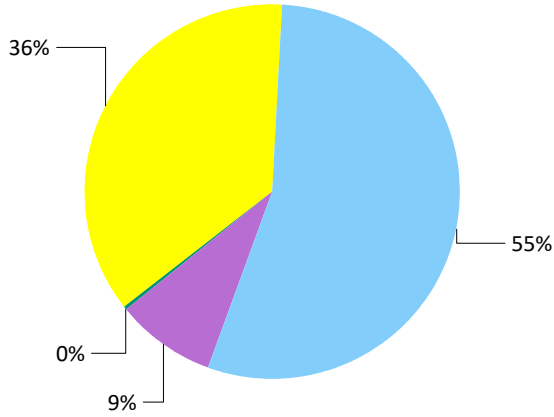
County of Los Angeles Animal Care and Control

BALDWIN PARK ANIMAL CARE CENTER

Fiscal Year to Date: 07/01/2019 Through 09/30/2019



Animal Outcomes

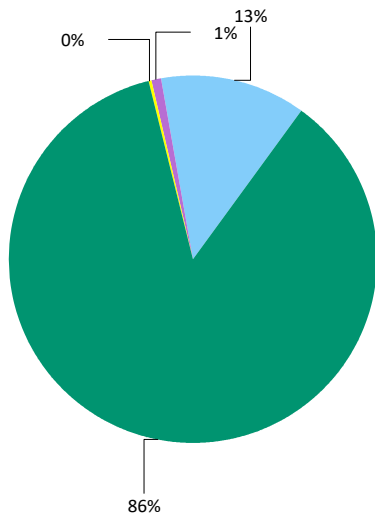


	CATS	DOGS	OTHER	Total
ADOPTION	1,010	653	59	1,722
RTO	21	248	1	270
RETURN TO NATURE	0	0	7	7
EUTHANASIA	923	84	141	1,148
TOTAL	1,954	985	208	3,147

“Other animals” includes a large number of game fowl that were seized during this fiscal year that are illegal to possess and not adoptable




Animal Incomes



	CATS	DOGS	OTHERS	Total
OWNER SURRENDER	113	261	36	410
STRAY	1,907	656	190	2,753
CUSTODY	5	4	0	9
OTHER	11	16	1	28
TOTAL	2,036	937	227	3,200

OTHER ANIMALS INCLUDE: Rabbits, Livestock, Reptiles, Birds and All other Animals



NOTE: ANIMALS WITHOUT OUTCOMES ARE STILL IN DACC'S CARE

[Return to Table Content](#)



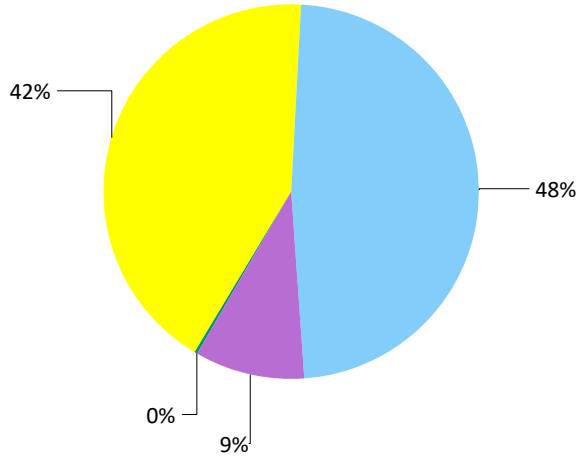
County of Los Angeles Animal Care and Control

LANCASTER ANIMAL CARE CENTER

Fiscal Year to Date: 07/01/2019 Through 09/30/2019




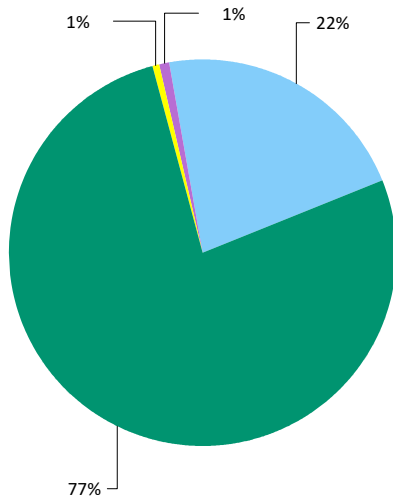
Animal Outcomes



	CATS	DOGS	OTHER	Total
ADOPTION	438	640	35	1,113
RTO	5	211	3	219
RETURN TO NATURE	0	0	7	7
EUTHANASIA	768	156	57	981
TOTAL	1,211	1,007	102	2,320

“Other animals” includes a large number of game fowl that were seized during this fiscal year that are illegal to possess and not adoptable

Animal Incomes



	CATS	DOGS	OTHERS	Total
OWNER SURRENDER	194	302	34	530
STRAY	1,101	693	93	1,887
CUSTODY	9	7	2	18
OTHER	1	18	0	19
TOTAL	1,305	1,020	129	2,454

OTHER ANIMALS INCLUDE: Rabbits, Livestock, Reptiles, Birds and All other Animals

NOTE: ANIMALS WITHOUT OUTCOMES ARE STILL IN DACC'S CARE

[Return to Table Content](#)



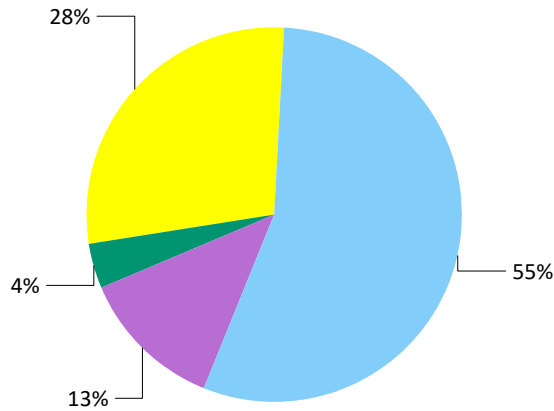
County of Los Angeles Animal Care and Control

CASTAIC ANIMAL CARE CENTER

Fiscal Year to Date: 07/01/2019 Through 09/30/2019



Animal Outcomes

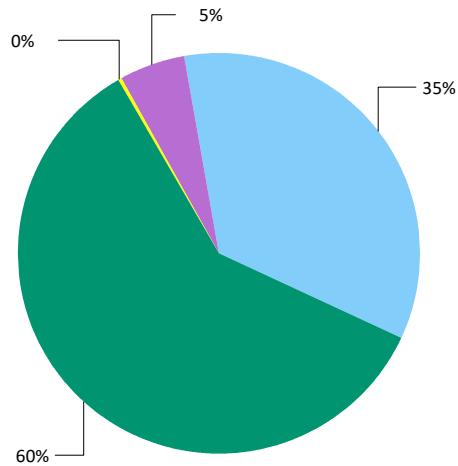


	CATS	DOGS	OTHER	Total
ADOPTION	271	192	72	535
RTO	6	105	10	121
RETURN TO NATURE	0	0	37	37
EUTHANASIA	116	22	136	274
TOTAL	393	319	255	967

“Other animals” includes a large number of game fowl that were seized during this fiscal year that are illegal to possess and not adoptable




Animal Incomes



	CATS	DOGS	OTHERS	Total
OWNER SURRENDER	129	137	82	348
STRAY	257	146	196	599
CUSTODY	2	0	2	4
OTHER	9	40	4	53
TOTAL	397	323	284	1,004

OTHER ANIMALS INCLUDE: Rabbits, Livestock, Reptiles, Birds and All other Animals



NOTE: ANIMALS WITHOUT OUTCOMES ARE STILL IN DACC'S CARE

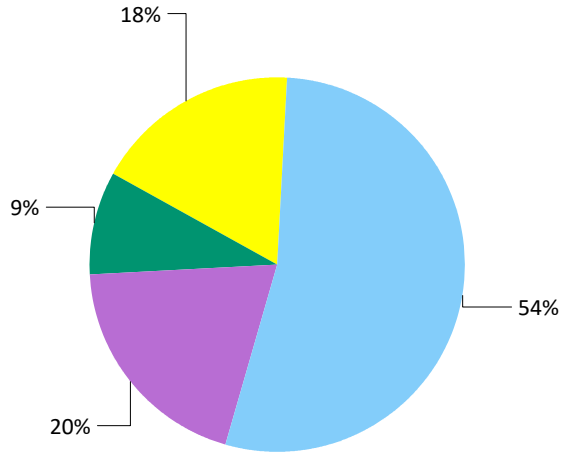
[Return to Table Content](#)



County of Los Angeles Animal Care and Control

AGOURA ANIMAL CARE CENTER

Fiscal Year to Date: 07/01/2019 Through 09/30/2019

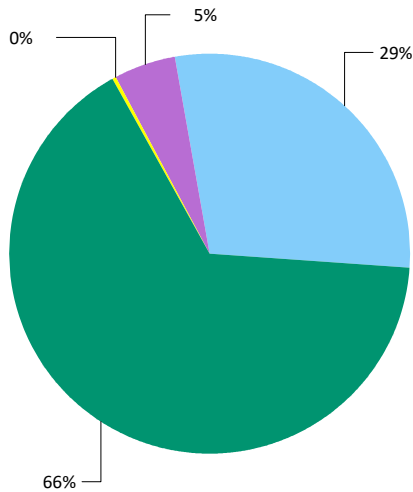


Animal Outcomes

	CATS	DOGS	OTHER	Total
ADOPTION	93	72	30	195
RTO	10	57	5	72
RETURN TO NATURE	0	0	32	32
EUTHANASIA	17	7	41	65
TOTAL	120	136	108	364

"Other animals" includes a large number of game fowl that were seized during this fiscal year that are illegal to possess and not adoptable

Animal Incomes



	CATS	DOGS	OTHERS	Total
OWNER SURRENDER	43	45	19	107
STRAY	69	70	104	243
CUSTODY	0	1	0	1
OTHER	6	12	0	18
TOTAL	118	128	123	369

OTHER ANIMALS INCLUDE: Rabbits, Livestock, Reptiles, Birds and All other Animals

NOTE: ANIMALS WITHOUT OUTCOMES ARE STILL IN DACC'S CARE

[Return to Table Content](#)



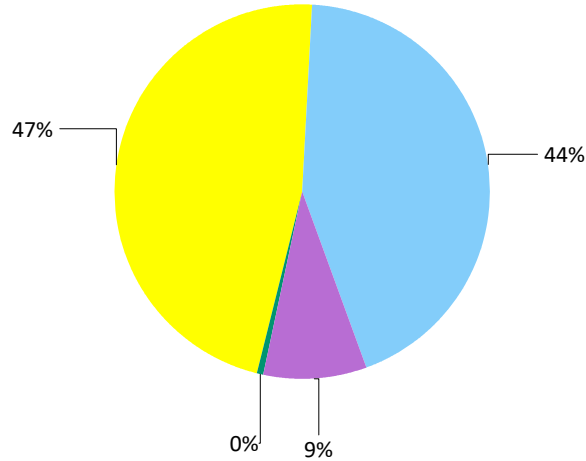
County of Los Angeles Animal Care and Control

PALMDALE ANIMAL CARE CENTER

Fiscal Year to Date: 07/01/2019 Through 09/30/2019



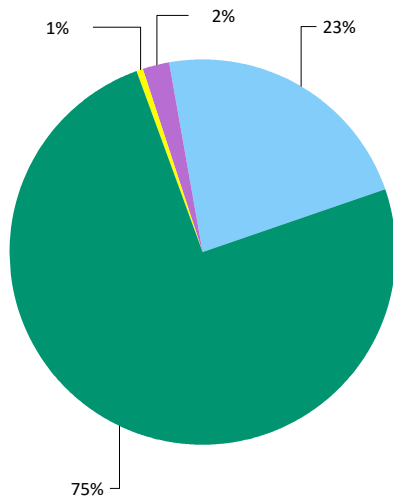
Animal Outcomes



	CATS	DOGS	OTHER	Total
ADOPTION	426	750	53	1,229
RTO	18	232	1	251
RETURN TO NATURE	0	0	9	9
EUTHANASIA	918	176	230	1,324
TOTAL	1,362	1,158	293	2,813

“Other animals” includes a large number of game fowl that were seized during this fiscal year that are illegal to possess and not adoptable

Animal Incomes



	CATS	DOGS	OTHERS	Total
OWNER SURRENDER	126	328	185	639
STRAY	1,234	793	87	2,114
CUSTODY	0	20	0	20
OTHER	10	23	26	59
TOTAL	1,370	1,164	298	2,832

OTHER ANIMALS INCLUDE: Rabbits, Livestock, Reptiles, Birds and All other Animals

NOTE: ANIMALS WITHOUT OUTCOMES ARE STILL IN DACC'S CARE

[Return to Table Content](#)