

Table of Contents

1 Fiscal Year to Date: 2022-2023 – ALL CARE CENTERS

2 Fiscal Year to Date: 2022-2023 – DOWNEY

3 Fiscal Year to Date: 2022-2023 – CARSON

4 Fiscal Year to Date: 2022-2023 – BALDWIN PARK

5 Fiscal Year to Date: 2022-2023 – LANCASTER

6 Fiscal Year to Date: 2022-2023 – CASTAIC

7 Fiscal Year to Date: 2022-2023 – AGOURA

8 Fiscal Year to Date: 2022-2023 – PALMDALE



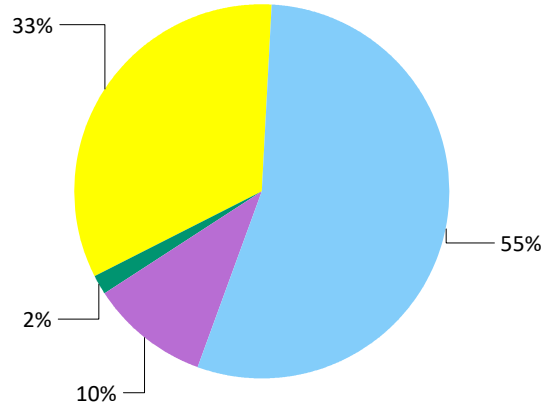
County of Los Angeles Animal Care and Control

ALL ANIMAL CARE CENTERS

Fiscal Year to Date: 07/01/2022 Through 08/31/2022



Animal Outcomes

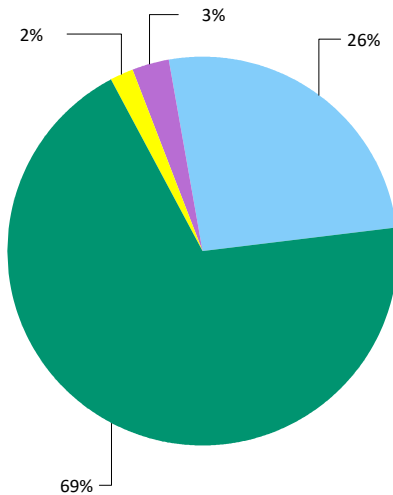


	CATS	DOGS	OTHER	Total
ADOPTION	1,134	1,776	164	3,074
RTO	36	542	7	585
RETURN TO NATURE	0	0	90	90
EUTHANASIA	567	524	778	1,869
TOTAL	1,737	2,842	1,039	5,618

“Other animals” includes a large number of game fowl that were seized during this fiscal year that are illegal to possess and not adoptable




Animal Incomes



	CATS	DOGS	OTHERS	Total
OWNER SURRENDER	254	791	486	1,531
STRAY	1,501	1,983	604	4,088
CUSTODY	9	14	79	102
OTHER	56	119	13	188
TOTAL	1,820	2,907	1,182	5,909

OTHER ANIMALS INCLUDE: Rabbits, Livestock, Reptiles, Birds and All other Animals



NOTE: ANIMALS WITHOUT OUTCOMES ARE STILL IN DACC'S CARE

[Return to Table of Contents](#)



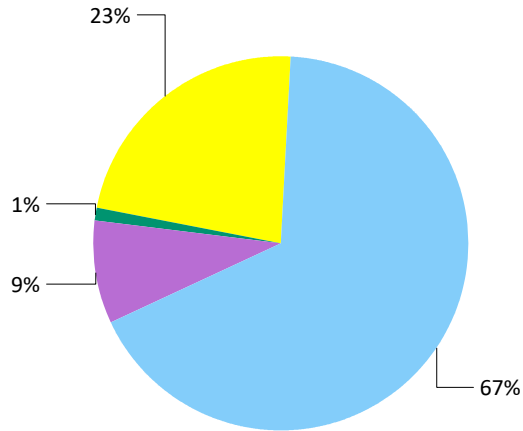
County of Los Angeles Animal Care and Control

DOWNEY ANIMAL CARE CENTER

Fiscal Year to Date: 07/01/2022 Through 08/31/2022



Animal Outcomes

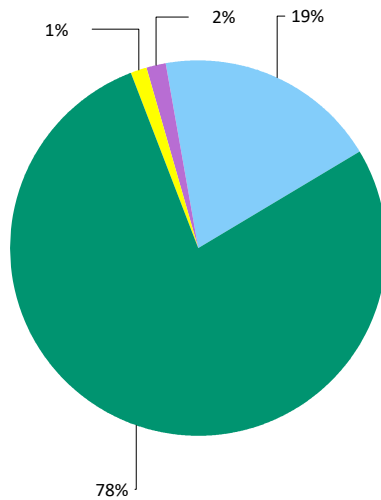


	CATS	DOGS	OTHER	Total
ADOPTION	256	276	33	565
RTO	13	62	0	75
RETURN TO NATURE	0	0	9	9
EUTHANASIA	85	53	54	192
TOTAL	354	391	96	841

“Other animals” includes a large number of game fowl that were seized during this fiscal year that are illegal to possess and not adoptable




Animal Incomes



	CATS	DOGS	OTHERS	Total
OWNER SURRENDER	52	113	7	172
STRAY	320	264	108	692
CUSTODY	9	3	0	12
OTHER	0	8	7	15
TOTAL	381	388	122	891

OTHER ANIMALS INCLUDE: Rabbits, Livestock, Reptiles, Birds and All other Animals



NOTE: ANIMALS WITHOUT OUTCOMES ARE STILL IN DACC'S CARE

[Return to Table of Contents](#)



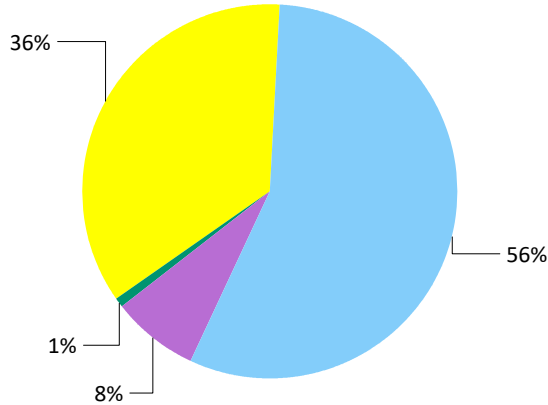
County of Los Angeles Animal Care and Control

CARSON/GARDENA ANIMAL CARE CENTER

Fiscal Year to Date: 07/01/2022 Through 08/31/2022



Animal Outcomes

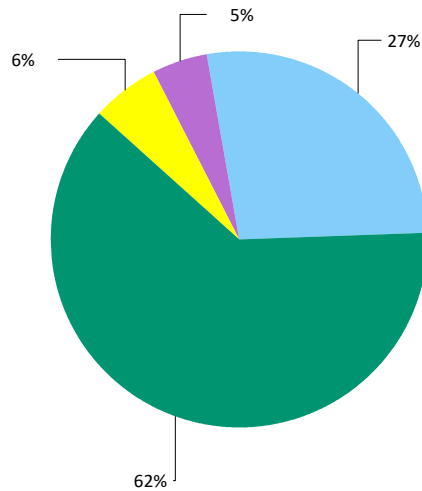


	CATS	DOGS	OTHER	Total
ADOPTION	301	410	27	738
RTO	5	94	0	99
RETURN TO NATURE	0	0	9	9
EUTHANASIA	119	78	272	469
TOTAL	425	582	308	1,315

“Other animals” includes a large number of game fowl that were seized during this fiscal year that are illegal to possess and not adoptable




Animal Incomes



	CATS	DOGS	OTHERS	Total
OWNER SURRENDER	51	179	153	383
STRAY	373	402	102	877
CUSTODY	0	5	79	84
OTHER	38	27	0	65
TOTAL	462	613	334	1,409

OTHER ANIMALS INCLUDE: Rabbits, Livestock, Reptiles, Birds and All other Animals



NOTE: ANIMALS WITHOUT OUTCOMES ARE STILL IN DACC'S CARE

[Return to Table of Contents](#)



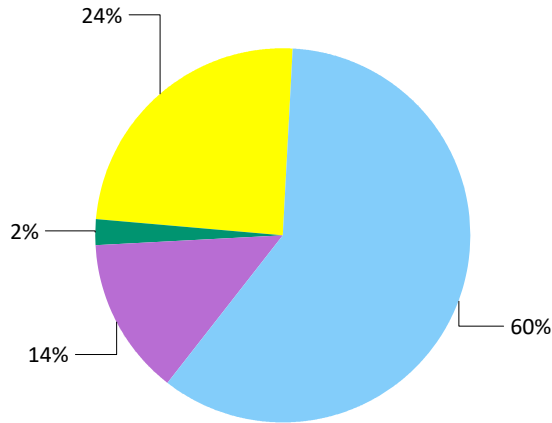
County of Los Angeles Animal Care and Control

BALDWIN PARK ANIMAL CARE CENTER

Fiscal Year to Date: 07/01/2022 Through 08/31/2022



Animal Outcomes

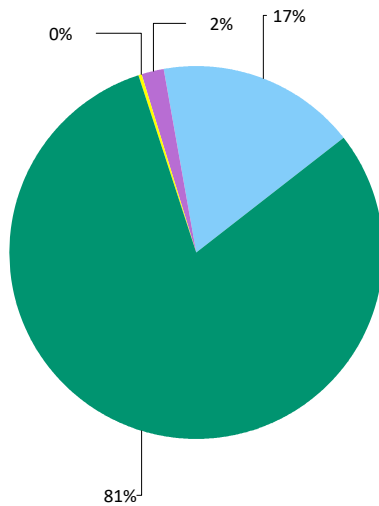


	CATS	DOGS	OTHER	Total
ADOPTION	284	274	35	593
RTO	4	126	4	134
RETURN TO NATURE	0	0	23	23
EUTHANASIA	130	63	49	242
TOTAL	418	463	111	992

“Other animals” includes a large number of game fowl that were seized during this fiscal year that are illegal to possess and not adoptable




Animal Incomes



	CATS	DOGS	OTHERS	Total
OWNER SURRENDER	36	136	18	190
STRAY	397	356	137	890
CUSTODY	0	4	0	4
OTHER	3	14	3	20
TOTAL	436	510	158	1,104

OTHER ANIMALS INCLUDE: Rabbits, Livestock, Reptiles, Birds and All other Animals



NOTE: ANIMALS WITHOUT OUTCOMES ARE STILL IN DACC'S CARE

[Return to Table of Contents](#)



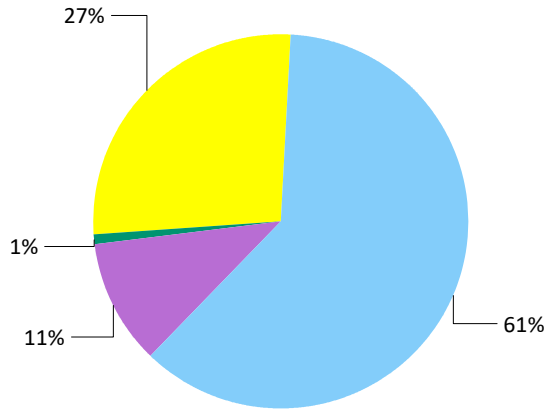
County of Los Angeles Animal Care and Control

LANCASTER ANIMAL CARE CENTER

Fiscal Year to Date: 07/01/2022 Through 08/31/2022



Animal Outcomes

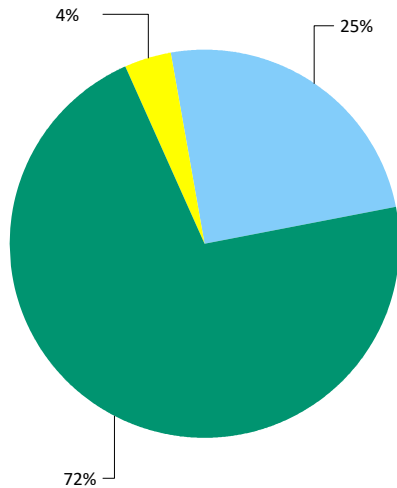


	CATS	DOGS	OTHER	Total
ADOPTION	145	420	27	592
RTO	3	102	1	106
RETURN TO NATURE	0	0	7	7
EUTHANASIA	112	122	27	261
TOTAL	260	644	62	966

“Other animals” includes a large number of game fowl that were seized during this fiscal year that are illegal to possess and not adoptable




Animal Incomes



	CATS	DOGS	OTHERS	Total
OWNER SURRENDER	37	178	20	235
STRAY	188	448	48	684
OTHER	13	21	2	36
TOTAL	238	647	70	955

OTHER ANIMALS INCLUDE: Rabbits, Livestock, Reptiles, Birds and All other Animals



NOTE: ANIMALS WITHOUT OUTCOMES ARE STILL IN DACC'S CARE

[Return to Table of Contents](#)



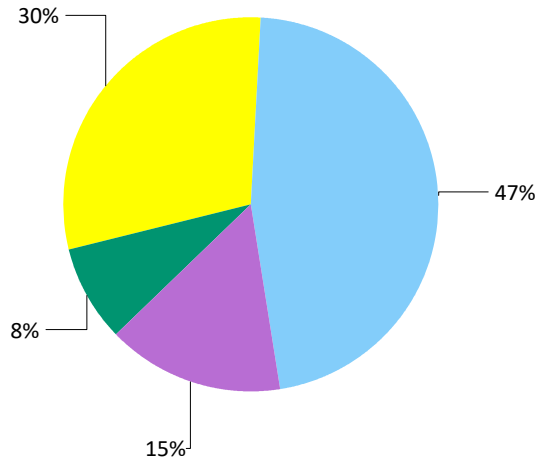
County of Los Angeles Animal Care and Control

CASTAIC ANIMAL CARE CENTER

Fiscal Year to Date: 07/01/2022 Through 08/31/2022



Animal Outcomes

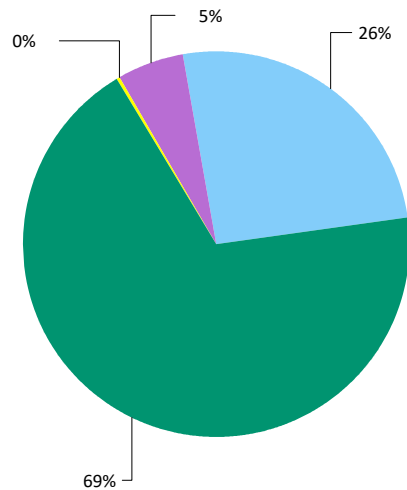


	CATS	DOGS	OTHER	Total
ADOPTION	33	85	20	138
RTO	2	43	0	45
RETURN TO NATURE	0	0	24	24
EUTHANASIA	7	18	63	88
TOTAL	42	146	107	295

“Other animals” includes a large number of game fowl that were seized during this fiscal year that are illegal to possess and not adoptable




Animal Incomes



	CATS	DOGS	OTHERS	Total
OWNER SURRENDER	20	51	14	85
STRAY	36	77	114	227
CUSTODY	0	1	0	1
OTHER	1	17	0	18
TOTAL	57	146	128	331

OTHER ANIMALS INCLUDE: Rabbits, Livestock, Reptiles, Birds and All other Animals



NOTE: ANIMALS WITHOUT OUTCOMES ARE STILL IN DACC'S CARE

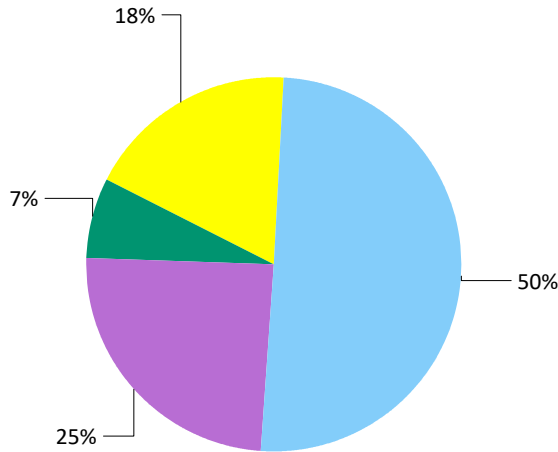
[Return to Table of Contents](#)



County of Los Angeles Animal Care and Control

AGOURA ANIMAL CARE CENTER

Fiscal Year to Date: 07/01/2022 Through 08/31/2022


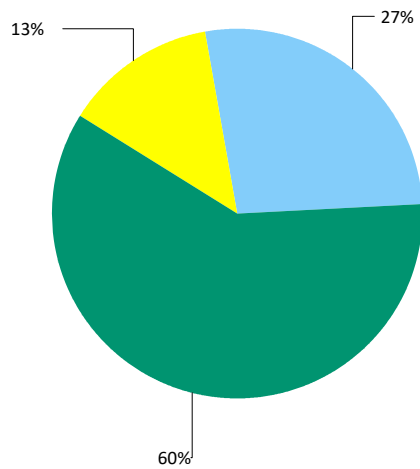


Animal Outcomes

	CATS	DOGS	OTHER	Total
ADOPTION	38	33	9	80
RTO	4	34	1	39
RETURN TO NATURE	0	0	11	11
EUTHANASIA	1	5	23	29
TOTAL	43	72	44	159

“Other animals” includes a large number of game fowl that were seized during this fiscal year that are illegal to possess and not adoptable

Animal Incomes



	CATS	DOGS	OTHERS	Total
OWNER SURRENDER	18	29	7	54
STRAY	24	40	56	120
OTHER	1	26	0	27
TOTAL	43	95	63	201

OTHER ANIMALS INCLUDE: Rabbits, Livestock, Reptiles, Birds and All other Animals

NOTE: ANIMALS WITHOUT OUTCOMES ARE STILL IN DACC'S CARE

[Return to Table of Contents](#)



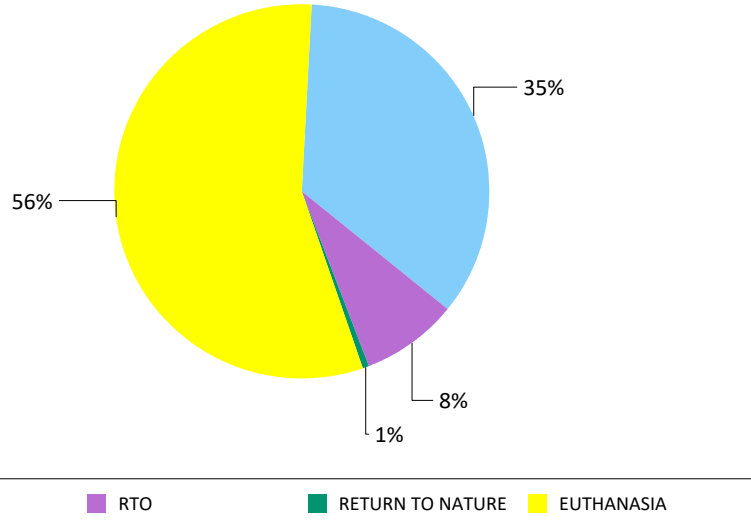
County of Los Angeles Animal Care and Control

PALMDALE ANIMAL CARE CENTER

Fiscal Year to Date: 07/01/2022 Through 08/31/2022



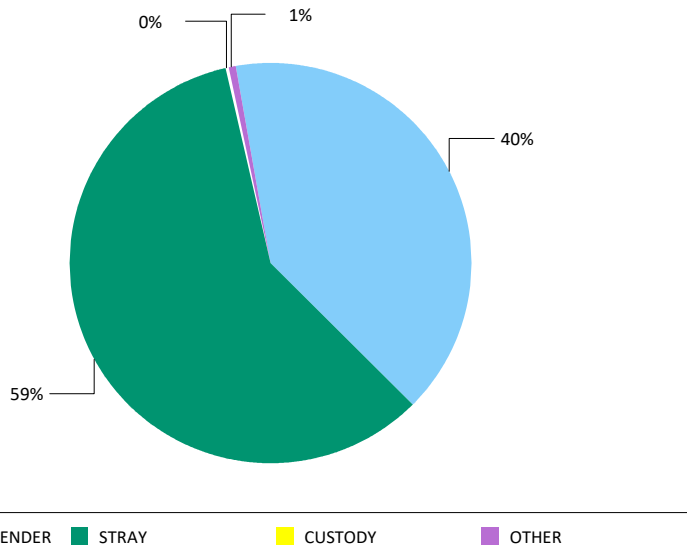
Animal Outcomes



	CATS	DOGS	OTHER	Total
ADOPTION	77	278	13	368
RTO	5	81	1	87
RETURN TO NATURE	0	0	7	7
EUTHANASIA	113	185	290	588
TOTAL	195	544	311	1,050

“Other animals” includes a large number of game fowl that were seized during this fiscal year that are illegal to possess and not adoptable

Animal Incomes



	CATS	DOGS	OTHERS	Total
OWNER SURRENDER	40	105	267	412
STRAY	163	398	39	600
CUSTODY	0	1	0	1
OTHER	0	6	1	7
TOTAL	203	510	307	1,020

OTHER ANIMALS INCLUDE: Rabbits, Livestock, Reptiles, Birds and All other Animals

NOTE: ANIMALS WITHOUT OUTCOMES ARE STILL IN DACC'S CARE

[Return to Table of Contents](#)