

# **Table of Contents**

**1 Fiscal Year to Date: 2022-2023 – ALL CARE CENTERS**

**2 Fiscal Year to Date: 2022-2023 – DOWNEY**

**3 Fiscal Year to Date: 2022-2023 – CARSON**

**4 Fiscal Year to Date: 2022-2023 – BALDWIN PARK**

**5 Fiscal Year to Date: 2022-2023 – LANCASTER**

**6 Fiscal Year to Date: 2022-2023 – CASTAIC**

**7 Fiscal Year to Date: 2022-2023 – AGOURA**

**8 Fiscal Year to Date: 2022-2023 – PALMDALE**



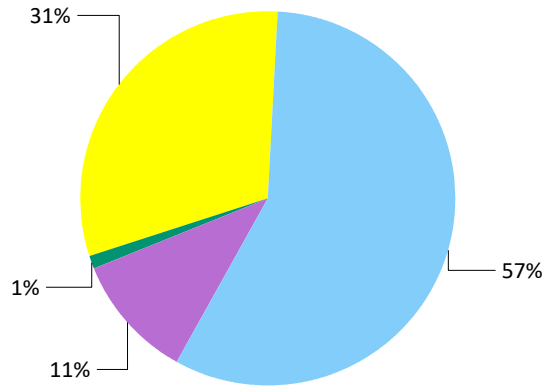
# County of Los Angeles Animal Care and Control

ALL ANIMAL CARE CENTERS

Fiscal Year to Date: 07/01/2022 Through 10/31/2022



## Animal Outcomes

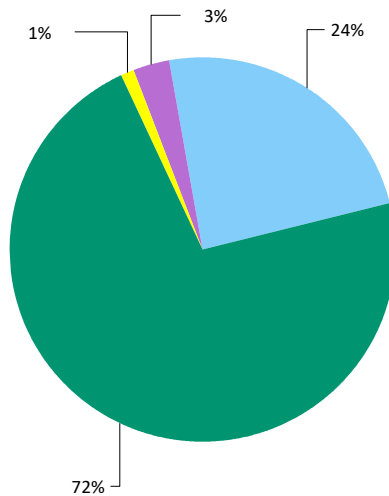


	CATS	DOGS	OTHER	Total
ADOPTION	2,137	3,491	361	5,989
RTO	65	1,032	13	1,110
RETURN TO NATURE	0	0	132	132
EUTHANASIA	1,034	1,161	1,024	3,219
<b>TOTAL</b>	<b>3,236</b>	<b>5,684</b>	<b>1,530</b>	<b>10,450</b>

“Other animals” includes a large number of game fowl that were seized during this fiscal year that are illegal to possess and not adoptable




## Animal Incomes



	CATS	DOGS	OTHERS	Total
OWNER SURRENDER	505	1,528	536	2,569
STRAY	2,736	4,004	1,045	7,785
CUSTODY	10	33	79	122
OTHER	77	234	15	326
<b>TOTAL</b>	<b>3,328</b>	<b>5,799</b>	<b>1,675</b>	<b>10,802</b>

OTHER ANIMALS INCLUDE: Rabbits, Livestock, Reptiles, Birds and All other Animals



NOTE: ANIMALS WITHOUT OUTCOMES ARE STILL IN DACC'S CARE

[Return to Table of Contents](#)



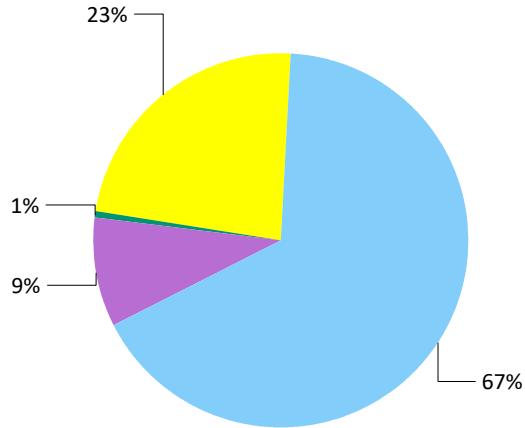
# County of Los Angeles Animal Care and Control

DOWNEY ANIMAL CARE CENTER

Fiscal Year to Date: 07/01/2022 Through 10/31/2022



## Animal Outcomes

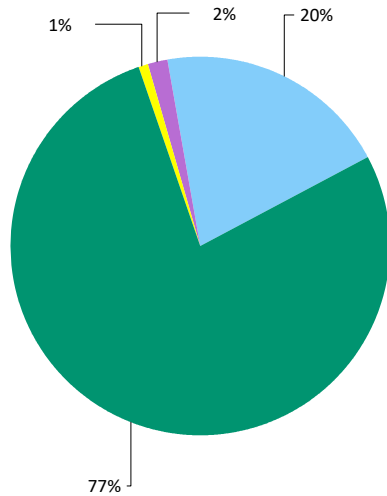


	CATS	DOGS	OTHER	Total
ADOPTION	517	522	54	1,093
RTO	13	136	2	151
RETURN TO NATURE	0	0	12	12
EUTHANASIA	161	125	95	381
<b>TOTAL</b>	<b>691</b>	<b>783</b>	<b>163</b>	<b>1,637</b>

“Other animals” includes a large number of game fowl that were seized during this fiscal year that are illegal to possess and not adoptable




## Animal Incomes



	CATS	DOGS	OTHERS	Total
OWNER SURRENDER	99	224	13	336
STRAY	578	532	180	1,290
CUSTODY	9	5	0	14
OTHER	0	22	8	30
<b>TOTAL</b>	<b>686</b>	<b>783</b>	<b>201</b>	<b>1,670</b>

OTHER ANIMALS INCLUDE: Rabbits, Livestock, Reptiles, Birds and All other Animals



NOTE: ANIMALS WITHOUT OUTCOMES ARE STILL IN DACC'S CARE

[Return to Table of Contents](#)



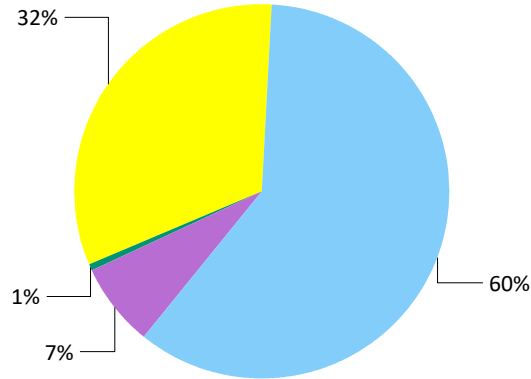
# County of Los Angeles Animal Care and Control

CARSON/GARDENA ANIMAL CARE CENTER

Fiscal Year to Date: 07/01/2022 Through 10/31/2022



## Animal Outcomes

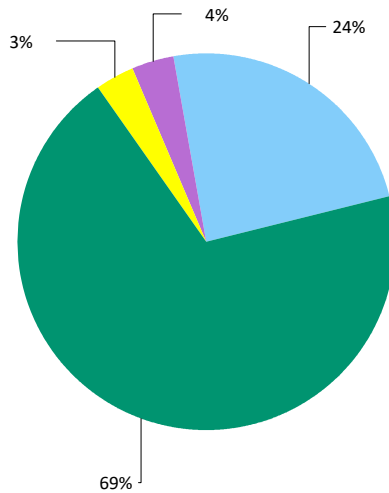


	CATS	DOGS	OTHER	Total
ADOPTION	555	794	43	1,392
RTO	7	161	1	169
RETURN TO NATURE	0	0	16	16
EUTHANASIA	263	170	315	748
<b>TOTAL</b>	<b>825</b>	<b>1,125</b>	<b>375</b>	<b>2,325</b>

“Other animals” includes a large number of game fowl that were seized during this fiscal year that are illegal to possess and not adoptable




## Animal Incomes



	CATS	DOGS	OTHERS	Total
OWNER SURRENDER	112	319	157	588
STRAY	738	797	172	1,707
CUSTODY	0	6	79	85
OTHER	35	53	0	88
<b>TOTAL</b>	<b>885</b>	<b>1,175</b>	<b>408</b>	<b>2,468</b>

OTHER ANIMALS INCLUDE: Rabbits, Livestock, Reptiles, Birds and All other Animals



NOTE: ANIMALS WITHOUT OUTCOMES ARE STILL IN DACC'S CARE

[Return to Table of Contents](#)



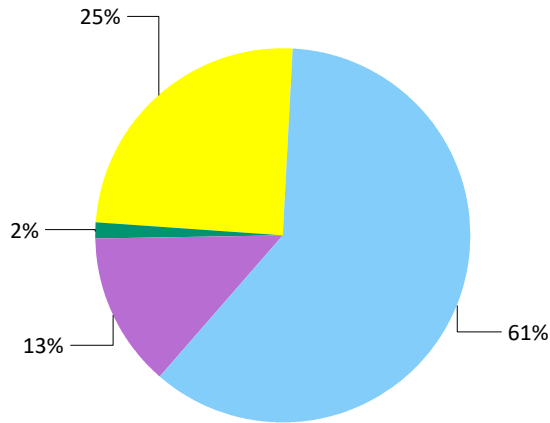
# County of Los Angeles Animal Care and Control

BALDWIN PARK ANIMAL CARE CENTER

Fiscal Year to Date: 07/01/2022 Through 10/31/2022



## Animal Outcomes

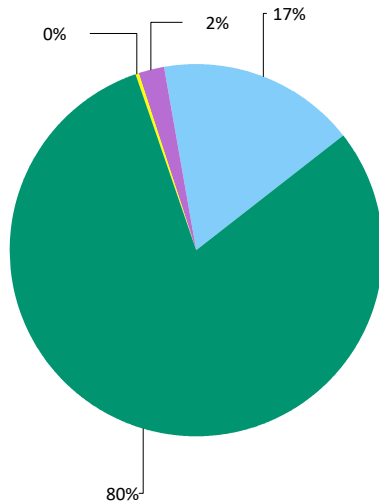


	CATS	DOGS	OTHER	Total
ADOPTION	529	586	136	1,251
RTO	16	253	4	273
RETURN TO NATURE	0	0	32	32
EUTHANASIA	225	180	105	510
<b>TOTAL</b>	<b>770</b>	<b>1,019</b>	<b>277</b>	<b>2,066</b>

“Other animals” includes a large number of game fowl that were seized during this fiscal year that are illegal to possess and not adoptable




## Animal Incomes



	CATS	DOGS	OTHERS	Total
OWNER SURRENDER	84	266	24	374
STRAY	707	759	276	1,742
CUSTODY	0	4	0	4
OTHER	18	29	3	50
<b>TOTAL</b>	<b>809</b>	<b>1,058</b>	<b>303</b>	<b>2,170</b>

OTHER ANIMALS INCLUDE: Rabbits, Livestock, Reptiles, Birds and All other Animals



NOTE: ANIMALS WITHOUT OUTCOMES ARE STILL IN DACC'S CARE

[Return to Table of Contents](#)



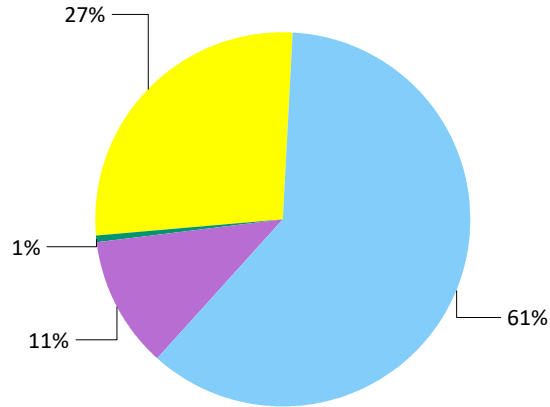
# County of Los Angeles Animal Care and Control

LANCASTER ANIMAL CARE CENTER

Fiscal Year to Date: 07/01/2022 Through 10/31/2022



## Animal Outcomes

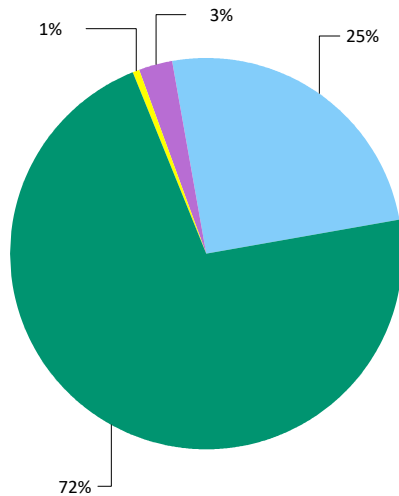


	CATS	DOGS	OTHER	Total
ADOPTION	238	806	55	1,099
RTO	10	195	1	206
RETURN TO NATURE	0	0	12	12
EUTHANASIA	180	267	45	492
<b>TOTAL</b>	<b>428</b>	<b>1,268</b>	<b>113</b>	<b>1,809</b>

“Other animals” includes a large number of game fowl that were seized during this fiscal year that are illegal to possess and not adoptable




## Animal Incomes



	CATS	DOGS	OTHERS	Total
OWNER SURRENDER	79	342	36	457
STRAY	316	908	81	1,305
CUSTODY	0	13	0	13
OTHER	10	37	2	49
<b>TOTAL</b>	<b>405</b>	<b>1,300</b>	<b>119</b>	<b>1,824</b>

OTHER ANIMALS INCLUDE: Rabbits, Livestock, Reptiles, Birds and All other Animals



NOTE: ANIMALS WITHOUT OUTCOMES ARE STILL IN DACC'S CARE

[Return to Table of Contents](#)



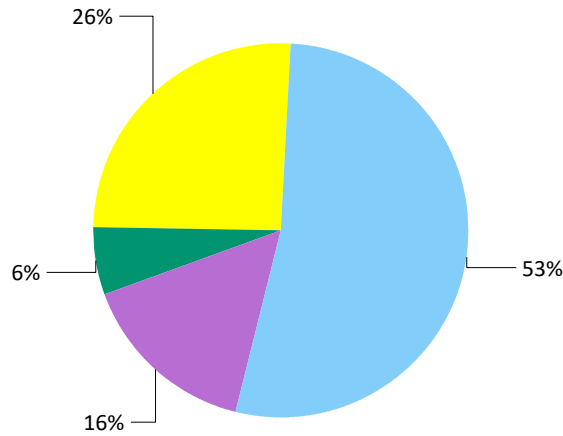
# County of Los Angeles Animal Care and Control

CASTAIC ANIMAL CARE CENTER

Fiscal Year to Date: 07/01/2022 Through 10/31/2022



## Animal Outcomes

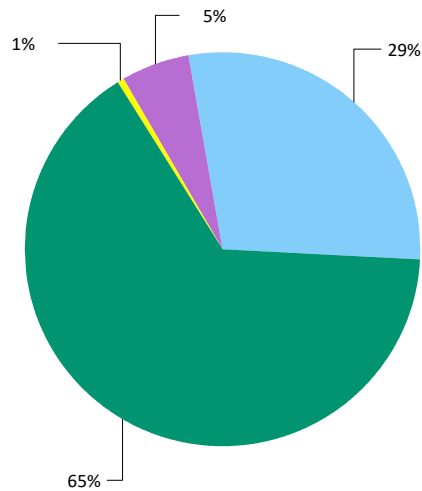


	CATS	DOGS	OTHER	Total
ADOPTION	98	179	31	308
RTO	5	85	2	92
RETURN TO NATURE	0	0	33	33
EUTHANASIA	13	29	107	149
<b>TOTAL</b>	<b>116</b>	<b>293</b>	<b>173</b>	<b>582</b>

“Other animals” includes a large number of game fowl that were seized during this fiscal year that are illegal to possess and not adoptable




## Animal Incomes



	CATS	DOGS	OTHERS	Total
OWNER SURRENDER	46	115	18	179
STRAY	76	154	176	406
CUSTODY	1	4	0	5
OTHER	3	31	0	34
<b>TOTAL</b>	<b>126</b>	<b>304</b>	<b>194</b>	<b>624</b>

OTHER ANIMALS INCLUDE: Rabbits, Livestock, Reptiles, Birds and All other Animals



NOTE: ANIMALS WITHOUT OUTCOMES ARE STILL IN DACC'S CARE

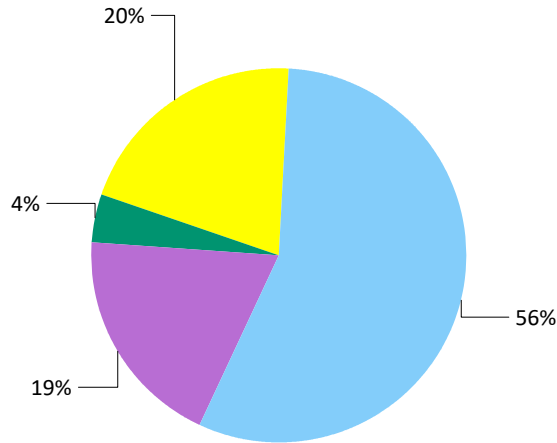
[Return to Table of Contents](#)



# County of Los Angeles Animal Care and Control

AGOURA ANIMAL CARE CENTER

Fiscal Year to Date: 07/01/2022 Through 10/31/2022


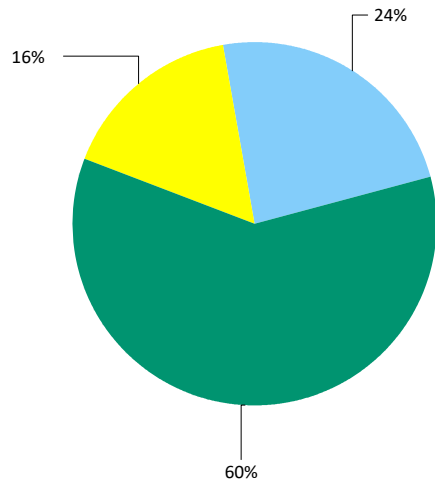


## Animal Outcomes

	CATS	DOGS	OTHER	Total
ADOPTION	72	94	15	181
RTO	6	55	1	62
RETURN TO NATURE	0	0	14	14
EUTHANASIA	2	13	51	66
<b>TOTAL</b>	<b>80</b>	<b>162</b>	<b>81</b>	<b>323</b>

"Other animals" includes a large number of game fowl that were seized during this fiscal year that are illegal to possess and not adoptable

## Animal Incomes



	CATS	DOGS	OTHERS	Total
OWNER SURRENDER	31	43	11	85
STRAY	47	77	92	216
OTHER	9	50	0	59
<b>TOTAL</b>	<b>87</b>	<b>170</b>	<b>103</b>	<b>360</b>

OTHER ANIMALS INCLUDE: Rabbits, Livestock, Reptiles, Birds and All other Animals

NOTE: ANIMALS WITHOUT OUTCOMES ARE STILL IN DACC'S CARE

[Return to Table of Contents](#)





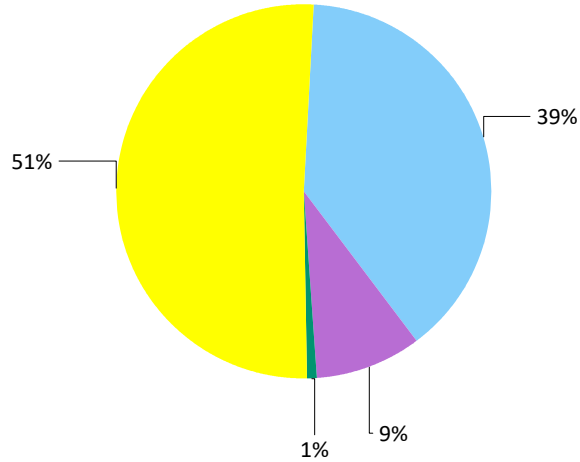
# County of Los Angeles Animal Care and Control

PALMDALE ANIMAL CARE CENTER

Fiscal Year to Date: 07/01/2022 Through 10/31/2022




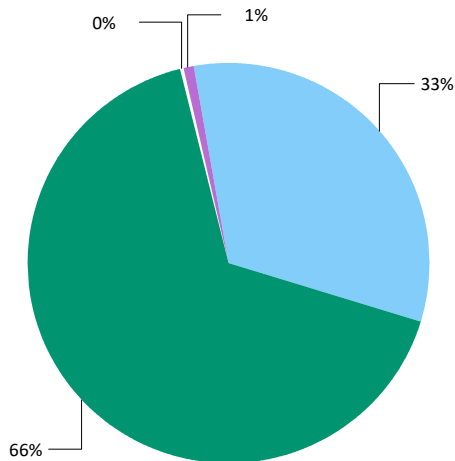
## Animal Outcomes



	CATS	DOGS	OTHER	Total
ADOPTION	128	510	27	665
RTO	8	147	2	157
RETURN TO NATURE	0	0	13	13
EUTHANASIA	190	377	306	873
<b>TOTAL</b>	<b>326</b>	<b>1,034</b>	<b>348</b>	<b>1,708</b>

“Other animals” includes a large number of game fowl that were seized during this fiscal year that are illegal to possess and not adoptable

## Animal Incomes



	CATS	DOGS	OTHERS	Total
OWNER SURRENDER	54	219	277	550
STRAY	274	777	68	1,119
CUSTODY	0	1	0	1
OTHER	2	12	2	16
<b>TOTAL</b>	<b>330</b>	<b>1,009</b>	<b>347</b>	<b>1,686</b>

OTHER ANIMALS INCLUDE: Rabbits, Livestock, Reptiles, Birds and All other Animals

NOTE: ANIMALS WITHOUT OUTCOMES ARE STILL IN DACC'S CARE

[Return to Table of Contents](#)