

Table of Contents

1. Fiscal Year: 2022-2023 - All Animal Care Centers
2. Fiscal Year: 2022-2023 - Agoura
3. Fiscal Year: 2022-2023 - Baldwin Park
4. Fiscal Year: 2022-2023 - Carson/Gardena
5. Fiscal Year: 2022-2023 - Castaic
6. Fiscal Year: 2022-2023 - Downey
7. Fiscal Year: 2022-2023 - Lancaster
8. Fiscal Year: 2022-2023 - Palmdale

9. Fiscal Year: 2021-2022 - All Animal Care Centers
10. Fiscal Year: 2021-2022 - Agoura
11. Fiscal Year: 2021-2022 - Baldwin Park
12. Fiscal Year: 2021-2022 - Carson/Gardena
13. Fiscal Year: 2021-2022 - Castaic
14. Fiscal Year: 2021-2022 - Downey
15. Fiscal Year: 2021-2022 - Lancaster
16. Fiscal Year: 2021-2022 - Palmdale

17. Fiscal Year: 2020-2021 - All Animal Care Centers
18. Fiscal Year: 2020-2021 - Agoura
19. Fiscal Year: 2020-2021 - Baldwin Park
20. Fiscal Year: 2020-2021 - Carson/Gardena
21. Fiscal Year: 2020-2021 - Castaic
22. Fiscal Year: 2020-2021 - Downey
23. Fiscal Year: 2020-2021 - Lancaster
24. Fiscal Year: 2020-2021 - Palmdale

25. Fiscal Year: 2019-2020 - All Animal Care Centers
26. Fiscal Year: 2019-2020 - Agoura
27. Fiscal Year: 2019-2020 - Baldwin Park
28. Fiscal Year: 2019-2020 - Carson/Gardena
29. Fiscal Year: 2019-2020 - Castaic
30. Fiscal Year: 2019-2020 - Downey
31. Fiscal Year: 2019-2020 - Lancaster
32. Fiscal Year: 2019-2020 - Palmdale

33. Fiscal Year: 2018-2019 - All Animal Care Centers
34. Fiscal Year: 2018-2019 - Agoura
35. Fiscal Year: 2018-2019 - Baldwin Park
36. Fiscal Year: 2018-2019 - Carson/Gardena
37. Fiscal Year: 2018-2019 - Castaic
38. Fiscal Year: 2018-2019 - Downey
39. Fiscal Year: 2018-2019 - Lancaster
40. Fiscal Year: 2018-2019 - Palmdale



County of Los Angeles Animal Care and Control



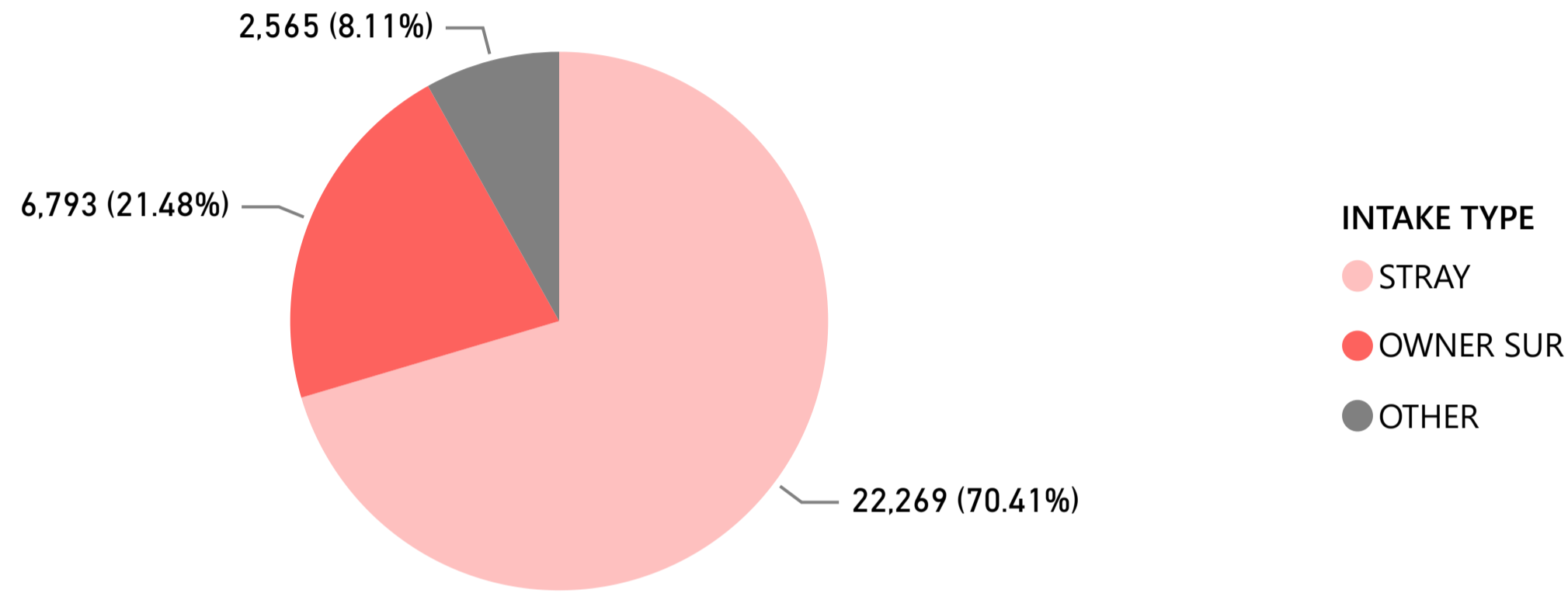
ACC

All

Paw Status Fiscal Year to Date: 07/01/2022 through 06/30/2023

Intake Fiscal Year

2022-2023



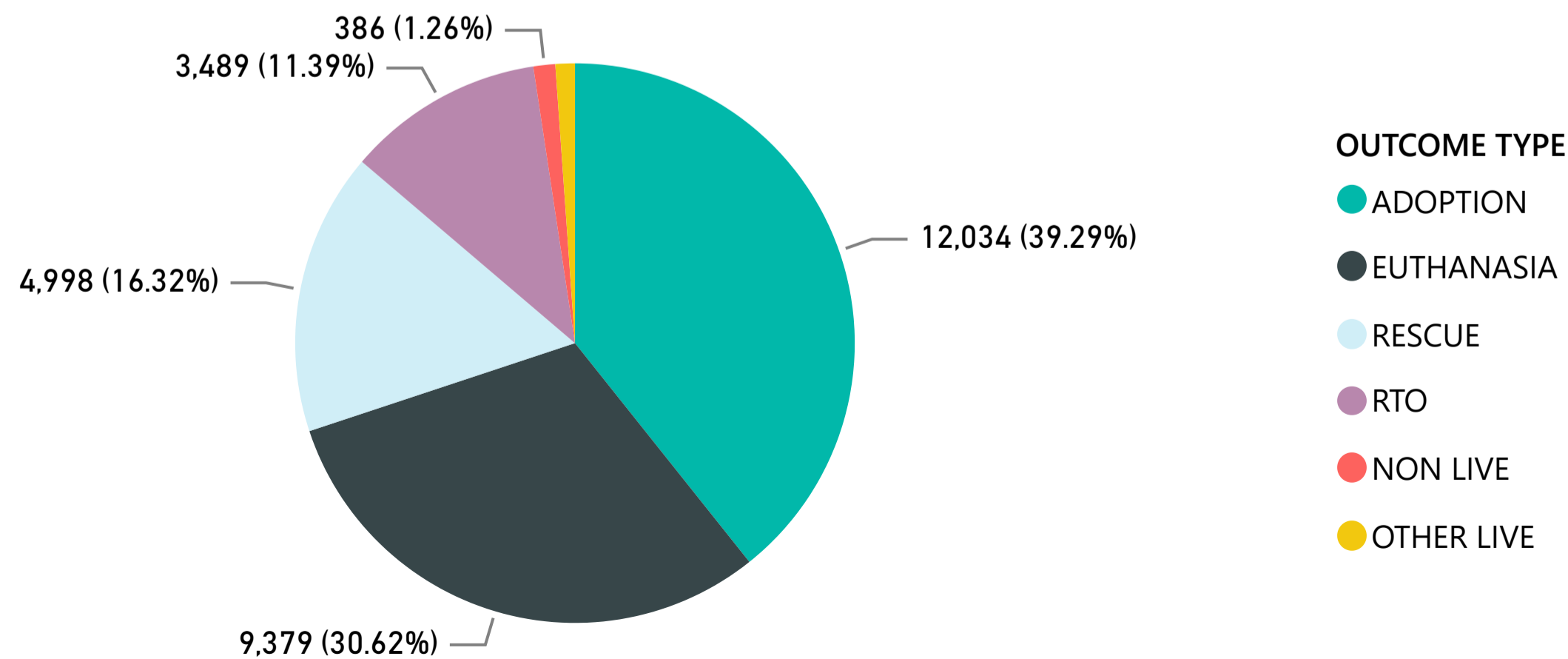
Animal Intakes

INTAKE TYPE	CATS	DOGS	OTHER	Total
STRAY	6,878	12,677	2,714	22,269
OWNER SUR	1,404	4,131	1,258	6,793
OTHER	584	1,507	474	2,565
Total	8,866	18,315	4,446	31,627

"OTHER ANIMALS INCLUDE: Rabbits, Livestock, Reptiles, Birds and All other Animals

Outcome Fiscal Year

2022-2023



Animal Outcomes

OUTCOME TYPE	CATS	DOGS	OTHER	Total
ADOPTION	2,861	8,399	774	12,034
RTO	156	3,289	44	3,489
RESCUE	2,367	2,388	243	4,998
OTHER LIVE	10		334	344
EUTHANASIA	2,938	3,633	2,808	9,379
NON LIVE	174	112	100	386
Total	8,506	17,821	4,303	30,630



County of Los Angeles Animal Care and Control



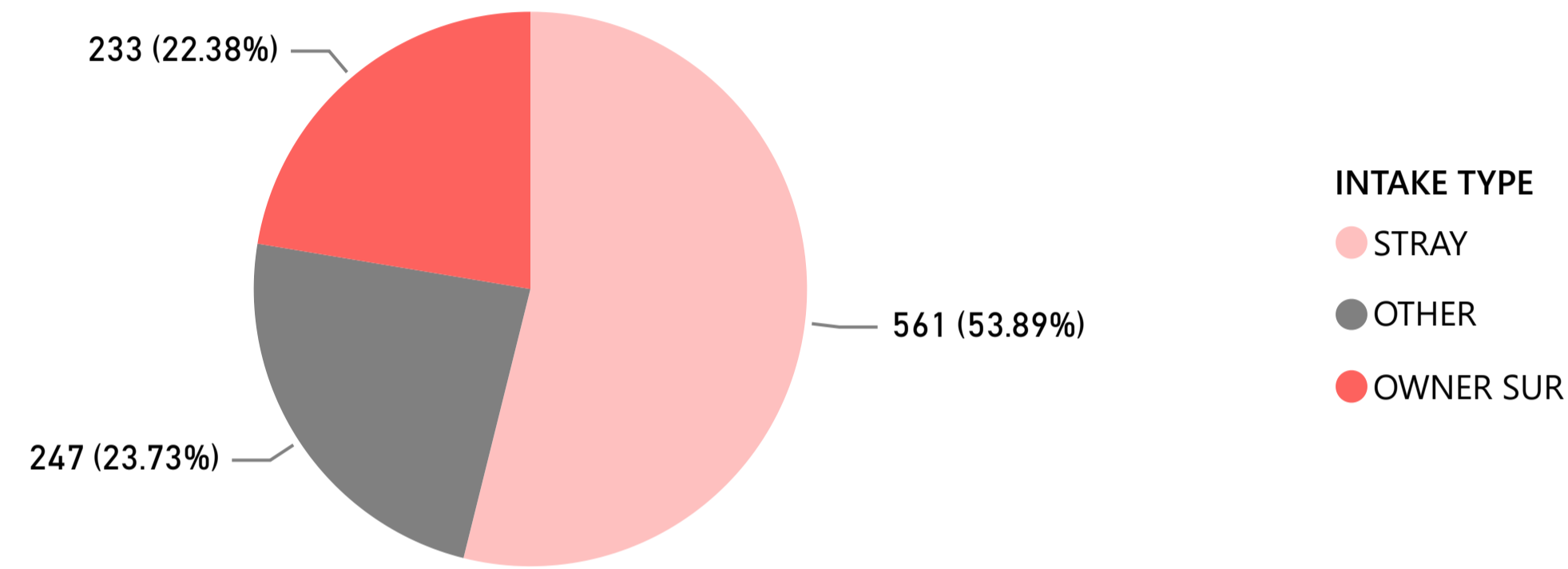
ACC

Agoura

Paw Status Fiscal Year to Date: 07/01/2022 through 06/30/2023

Intake Fiscal Year

2022-2023



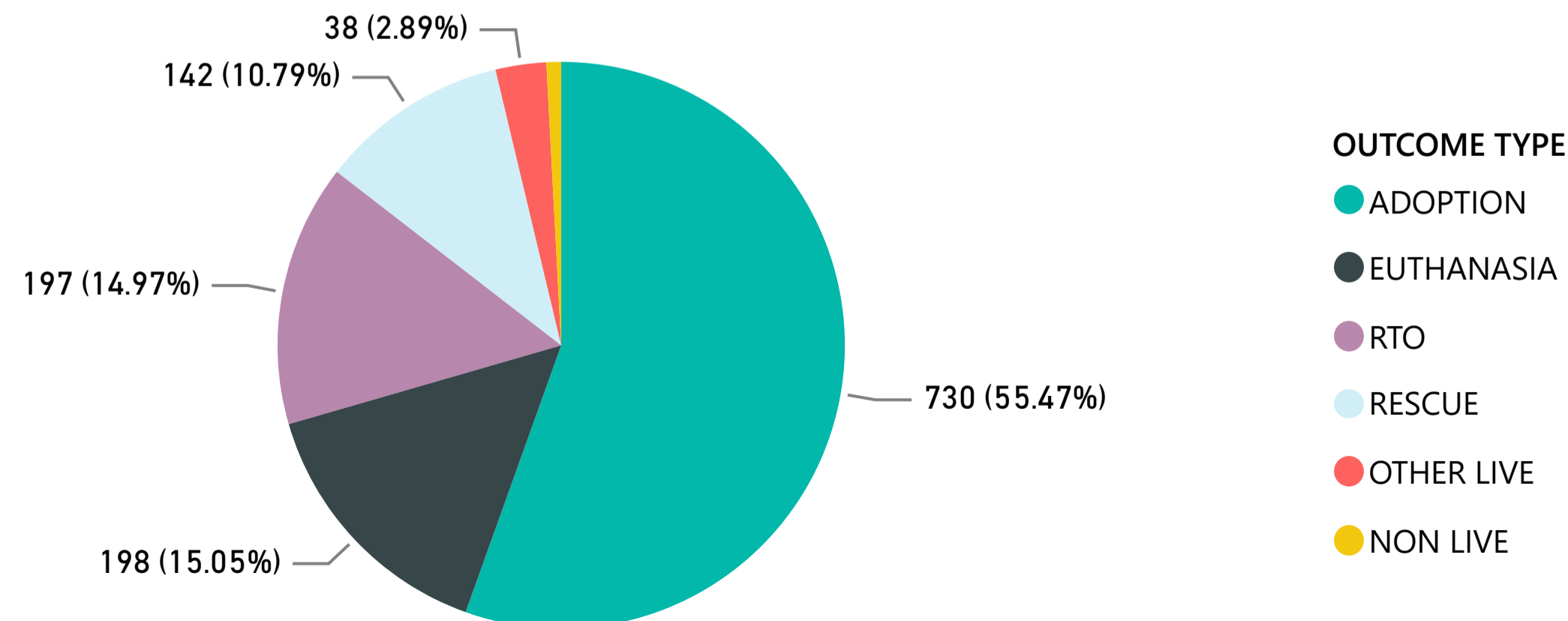
Animal Intakes

INTAKE TYPE	CATS	DOGS	OTHER	Total
STRAY	88	214	259	561
OWNER SUR	74	116	43	233
OTHER	63	180	4	247
Total	225	510	306	1,041

"OTHER ANIMALS INCLUDE: Rabbits, Livestock, Reptiles, Birds and All other Animals

Outcome Fiscal Year

2022-2023



Animal Outcomes

OUTCOME TYPE	CATS	DOGS	OTHER	Total
ADOPTION	263	410	57	730
RTO	15	181	1	197
RESCUE		94	48	142
OTHER LIVE			38	38
EUTHANASIA	16	44	138	198
NON LIVE		2	9	11
Total	294	731	291	1,316



County of Los Angeles Animal Care and Control



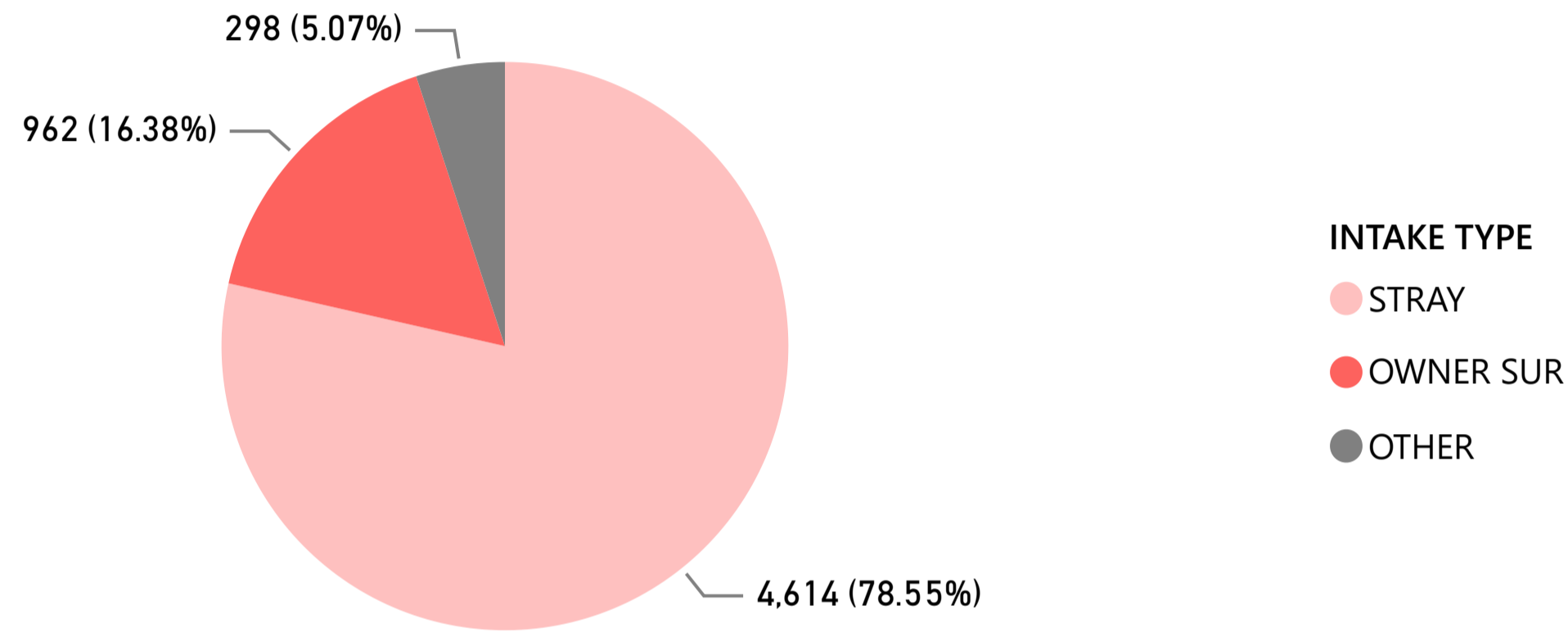
ACC

Baldwin Park

Paw Status Fiscal Year to Date: 07/01/2022 through 06/30/2023

Intake Fiscal Year

2022-2023



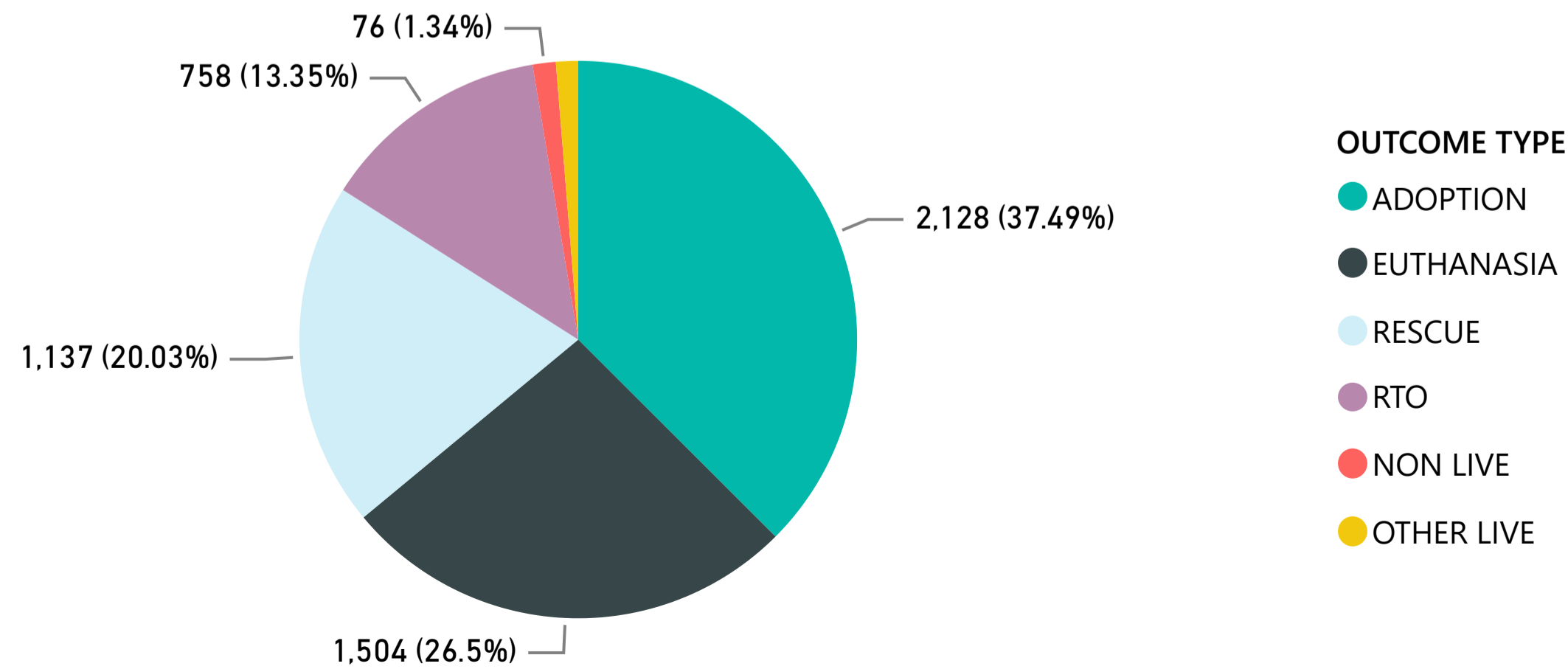
Animal Intakes

INTAKE TYPE	CATS	DOGS	OTHER	Total
STRAY	1,757	2,203	654	4,614
OWNER SUR	212	677	73	962
OTHER	66	190	42	298
Total	2,035	3,070	769	5,874

"OTHER ANIMALS INCLUDE: Rabbits, Livestock, Reptiles, Birds and All other Animals

Outcome Fiscal Year

2022-2023



Animal Outcomes

OUTCOME TYPE	CATS	DOGS	OTHER	Total
ADOPTION	470	1,448	210	2,128
RTO	36	703	19	758
RESCUE	792	300	45	1,137
OTHER LIVE			73	73
EUTHANASIA	619	560	325	1,504
NON LIVE	35	12	29	76
Total	1,952	3,023	701	5,676



County of Los Angeles Animal Care and Control



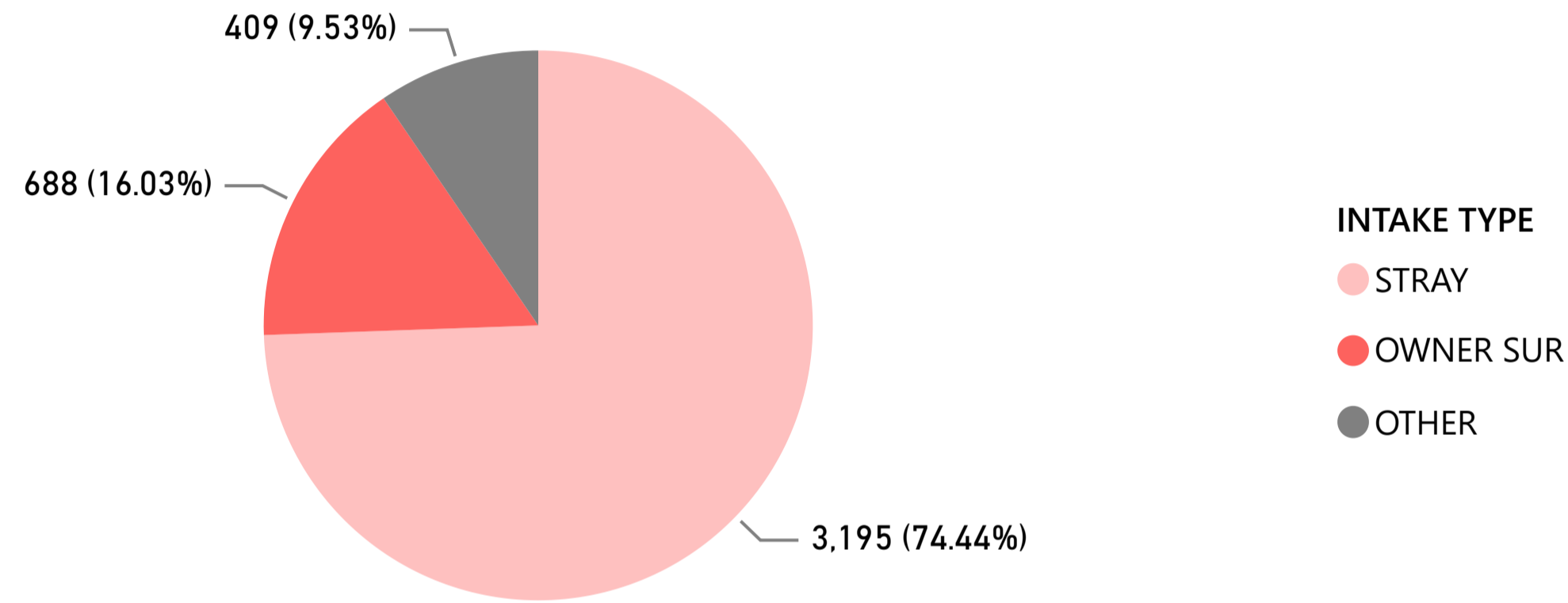
ACC

Carson

Paw Status Fiscal Year to Date: 07/01/2022 through 06/30/2023

Intake Fiscal Year

2022-2023



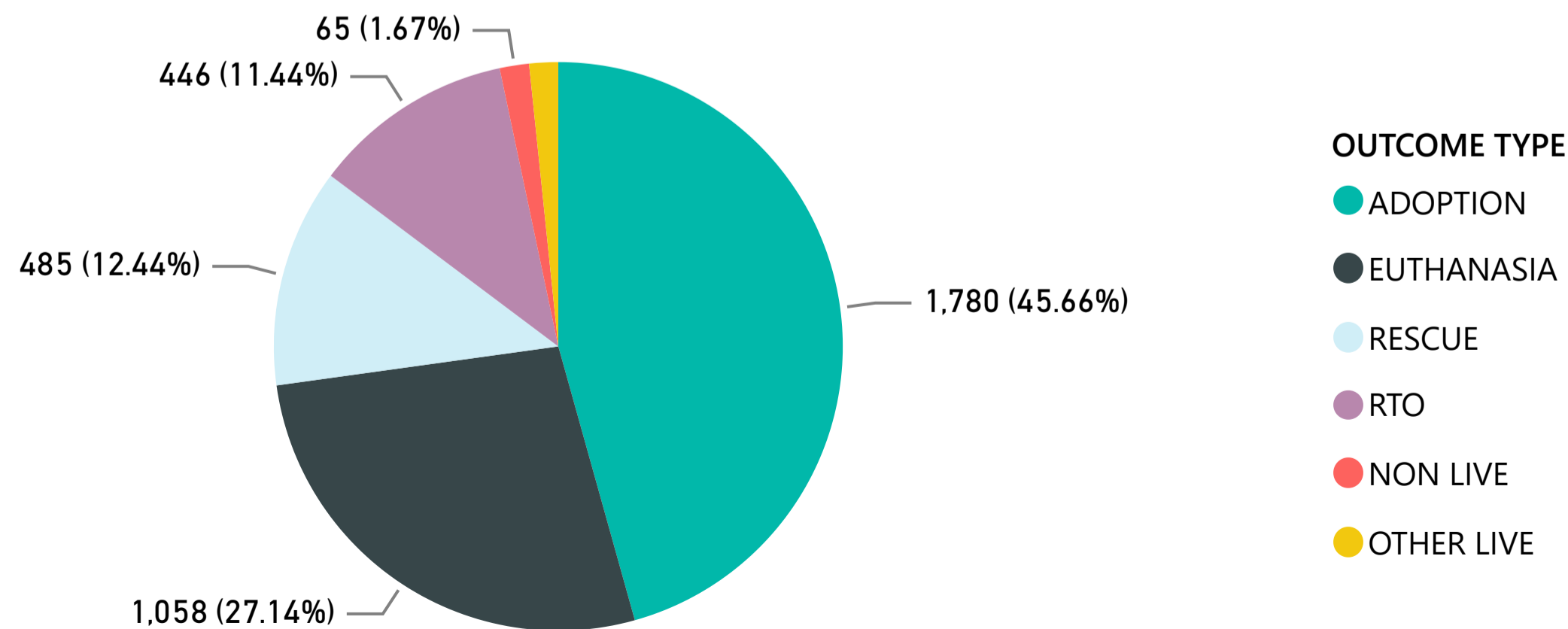
Animal Intakes

INTAKE TYPE	CATS	DOGS	OTHER	Total
STRAY	1,200	1,568	427	3,195
OWNER SUR	167	466	55	688
OTHER	117	271	21	409
Total	1,484	2,305	503	4,292

"OTHER ANIMALS INCLUDE: Rabbits, Livestock, Reptiles, Birds and All other Animals

Outcome Fiscal Year

2022-2023



Animal Outcomes

OUTCOME TYPE	CATS	DOGS	OTHER	Total
ADOPTION	595	1,088	97	1,780
RTO	22	423	1	446
RESCUE	135	347	3	485
OTHER LIVE	5		59	64
EUTHANASIA	535	226	297	1,058
NON LIVE	39	16	10	65
Total	1,331	2,100	467	3,898



County of Los Angeles Animal Care and Control



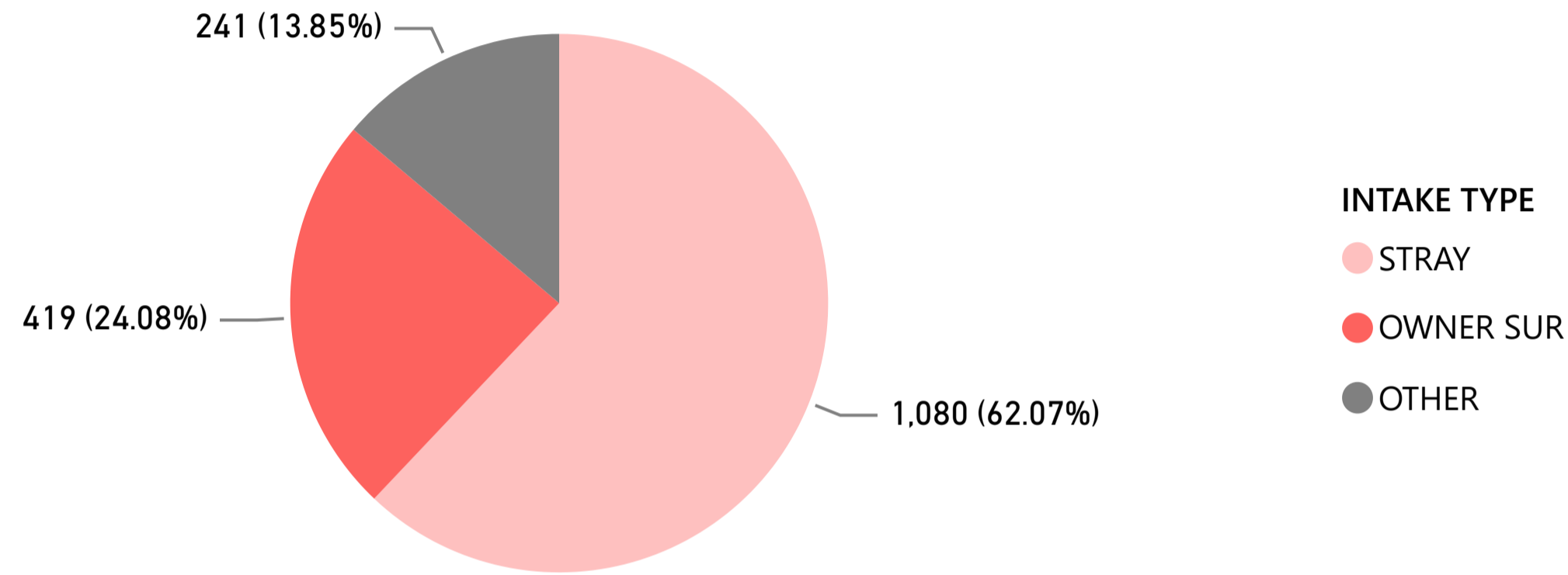
ACC

Castaic

Paw Status Fiscal Year to Date: 07/01/2022 through 06/30/2023

Intake Fiscal Year

2022-2023



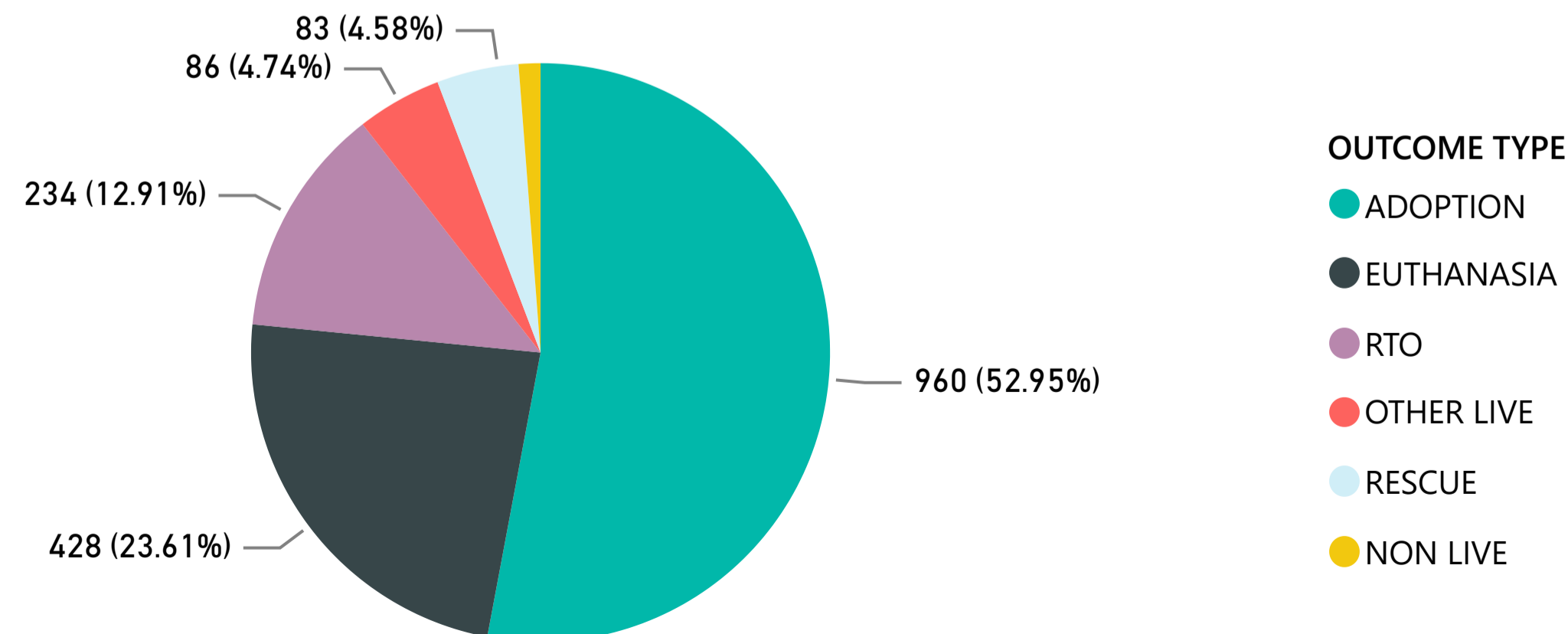
Animal Intakes

INTAKE TYPE	CATS	DOGS	OTHER	Total
STRAY	193	460	427	1,080
OWNER SUR	118	258	43	419
OTHER	78	157	6	241
Total	389	875	476	1,740

"OTHER ANIMALS INCLUDE: Rabbits, Livestock, Reptiles, Birds and All other Animals

Outcome Fiscal Year

2022-2023



Animal Outcomes

OUTCOME TYPE	CATS	DOGS	OTHER	Total
ADOPTION	297	573	90	960
RTO	15	212	7	234
RESCUE	5	64	14	83
OTHER LIVE			86	86
EUTHANASIA	67	93	268	428
NON LIVE	4	4	14	22
Total	388	946	479	1,813



County of Los Angeles Animal Care and Control



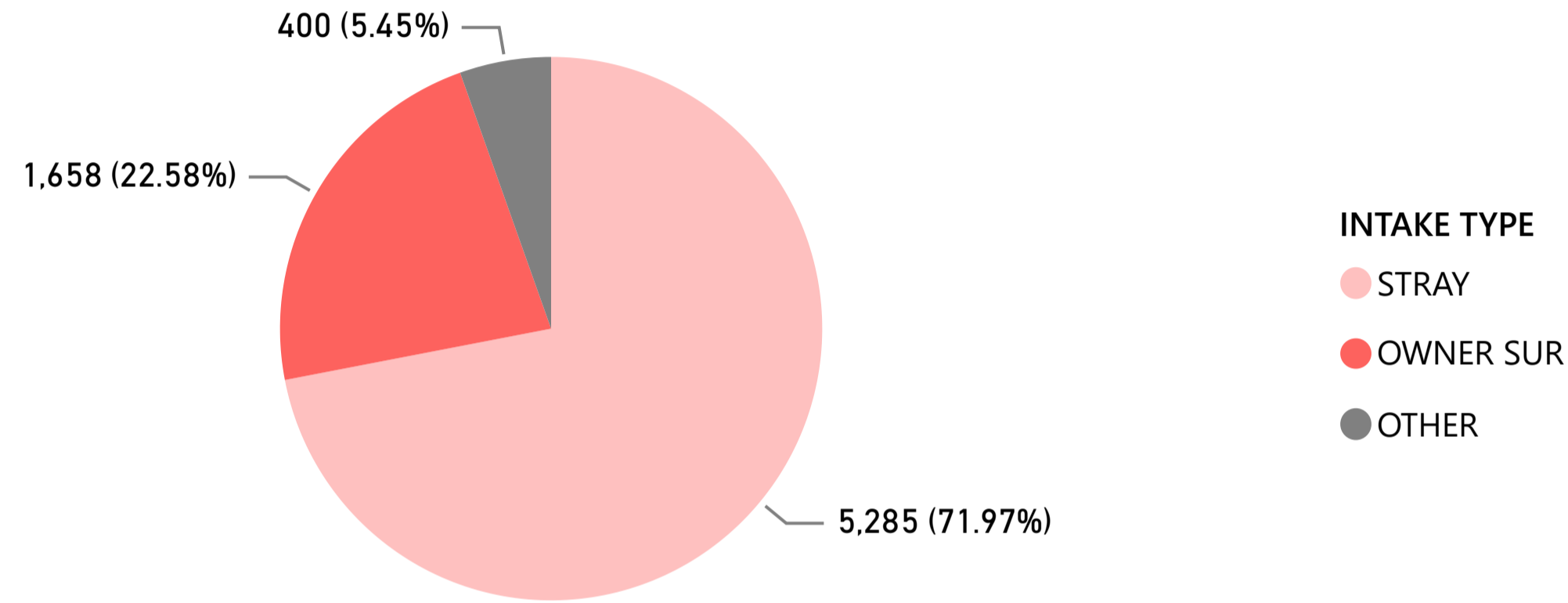
ACC

Downney

Paw Status Fiscal Year to Date: 07/01/2022 through 06/30/2023

Intake Fiscal Year

2022-2023



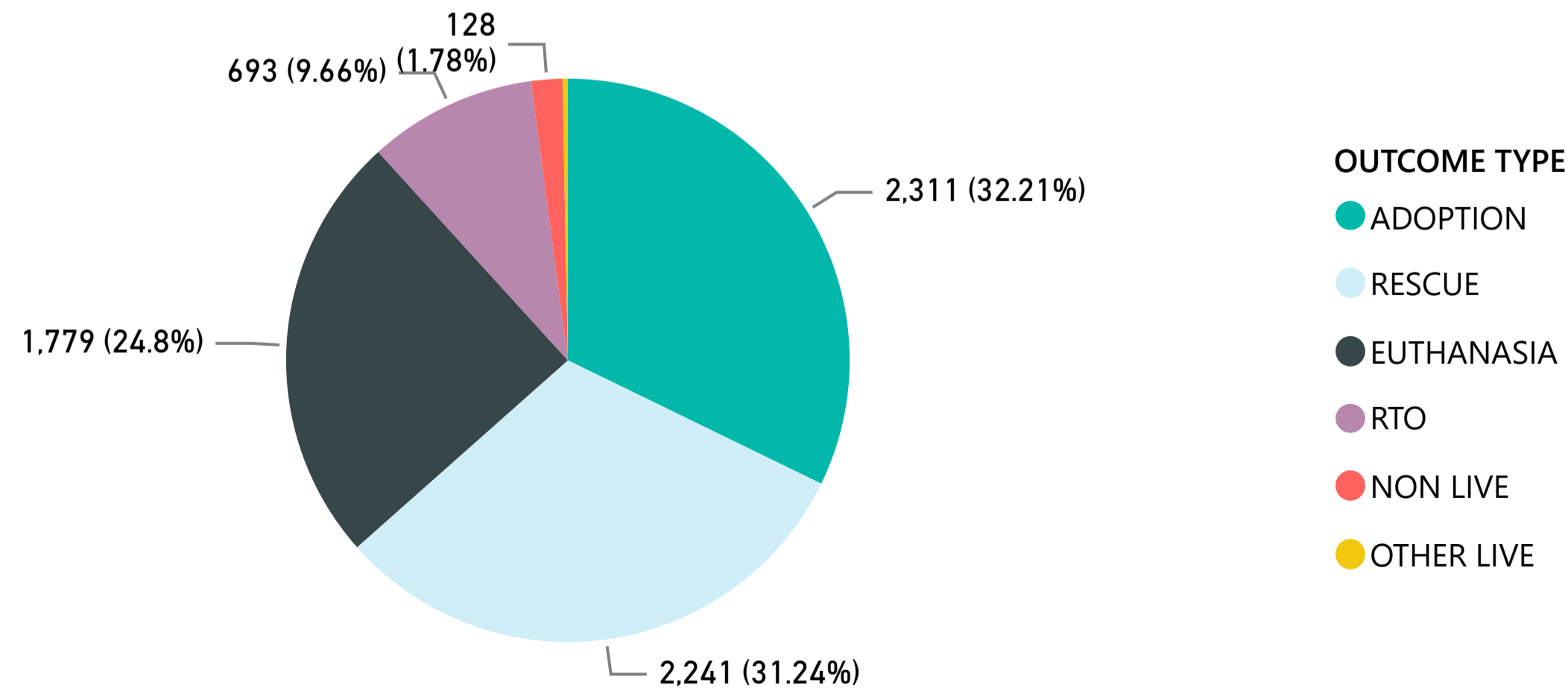
Animal Intakes

INTAKE TYPE	CATS	DOGS	OTHER	Total
STRAY	2,103	2,655	527	5,285
OWNER SUR	432	925	301	1,658
OTHER	67	190	143	400
Total	2,602	3,770	971	7,343

"OTHER ANIMALS INCLUDE: Rabbits, Livestock, Reptiles, Birds and All other Animals

Outcome Fiscal Year

2022-2023



Animal Outcomes

OUTCOME TYPE	CATS	DOGS	OTHER	Total
ADOPTION	455	1,734	122	2,311
RTO	27	663	3	693
RESCUE	1,368	745	128	2,241
OTHER LIVE			22	22
EUTHANASIA	620	553	606	1,779
NON LIVE	63	36	29	128
Total	2,533	3,731	910	7,174



County of Los Angeles Animal Care and Control



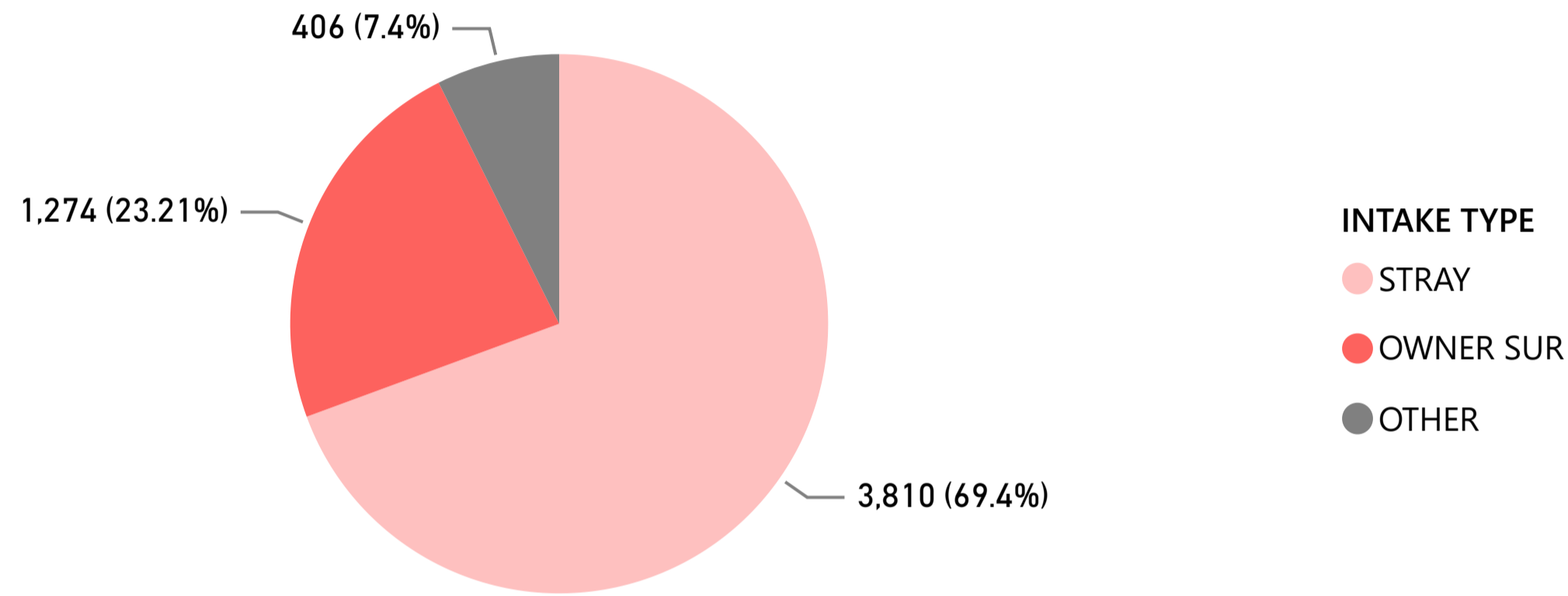
ACC

Lancaster

Paw Status Fiscal Year to Date: 07/01/2022 through 06/30/2023

Intake Fiscal Year

2022-2023



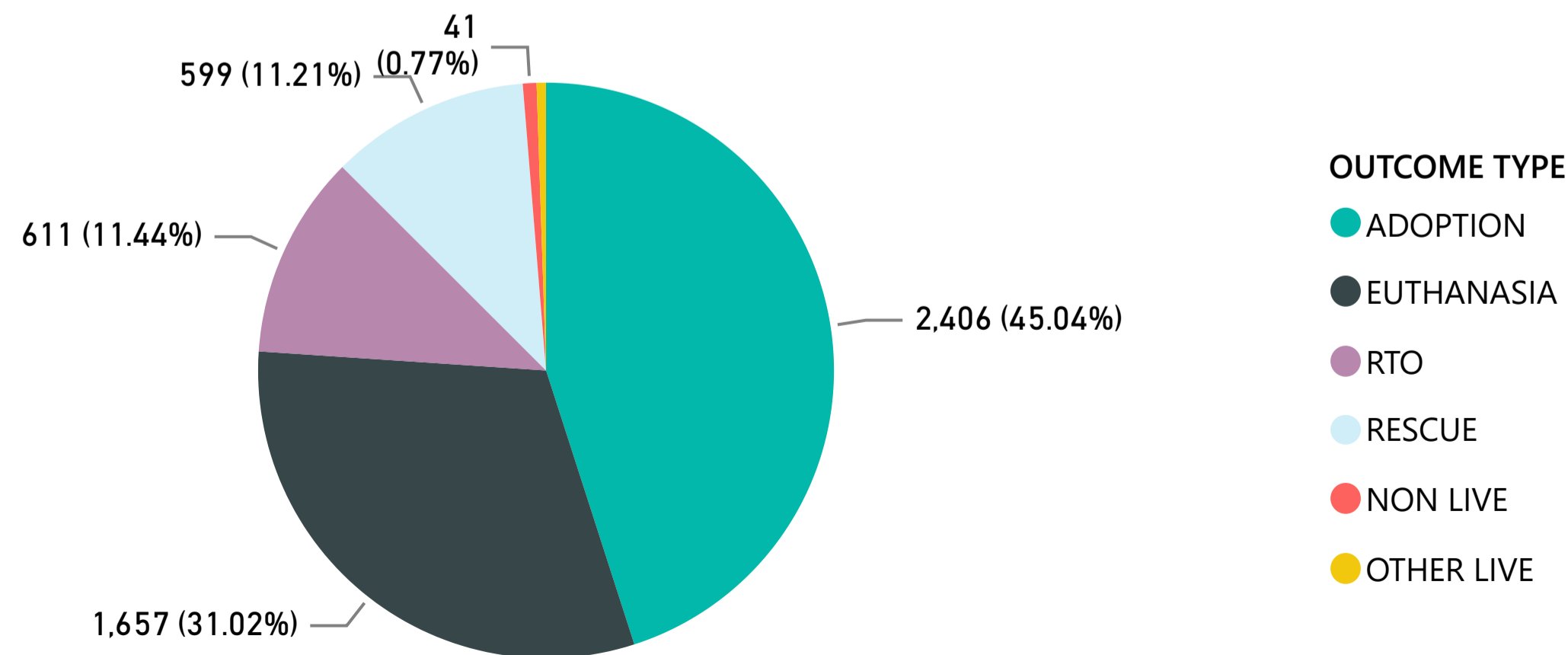
Animal Intakes

INTAKE TYPE	CATS	DOGS	OTHER	Total
STRAY	753	2,833	224	3,810
OWNER SUR	249	907	118	1,274
OTHER	107	295	4	406
Total	1,109	4,035	346	5,490

"OTHER ANIMALS INCLUDE: Rabbits, Livestock, Reptiles, Birds and All other Animals

Outcome Fiscal Year

2022-2023



Animal Outcomes

OUTCOME TYPE	CATS	DOGS	OTHER	Total
ADOPTION	465	1,813	128	2,406
RTO	22	577	12	611
RESCUE	53	543	3	599
OTHER LIVE	2		26	28
EUTHANASIA	506	951	200	1,657
NON LIVE	16	22	3	41
Total	1,064	3,906	372	5,342



County of Los Angeles Animal Care and Control



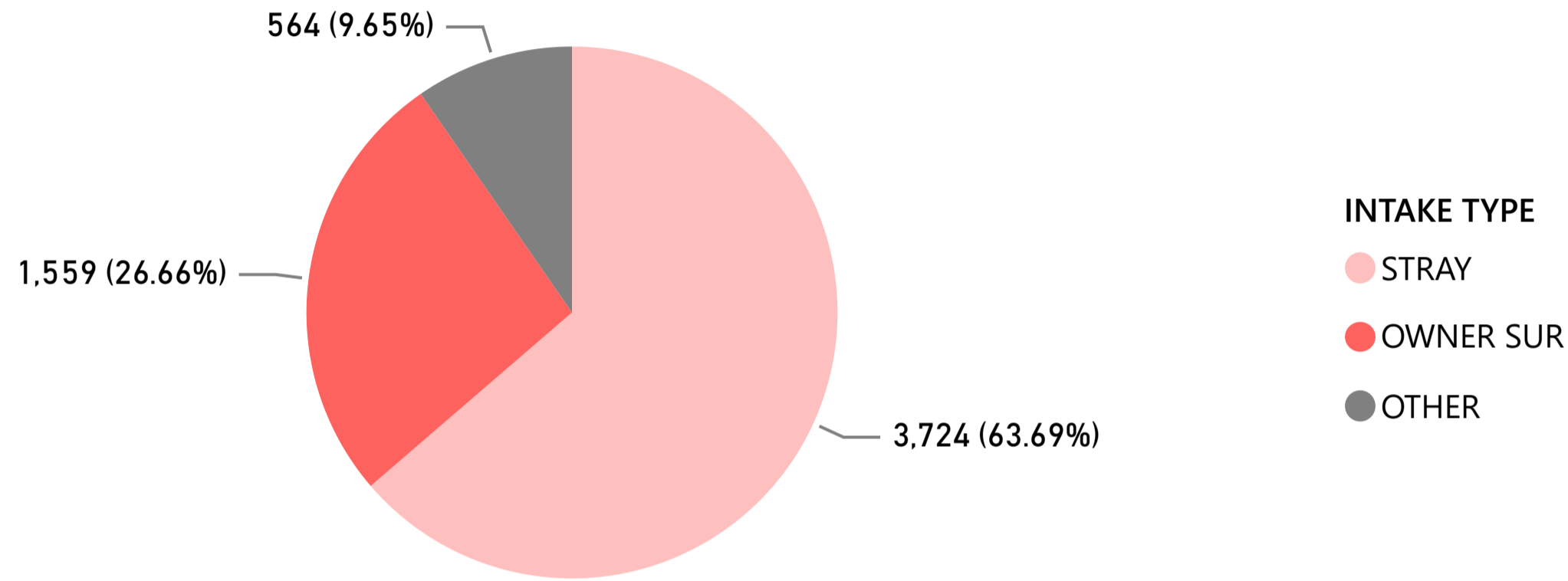
ACC

Palmdale

Paw Status Fiscal Year to Date: 07/01/2022 through 06/30/2023

Intake Fiscal Year

2022-2023



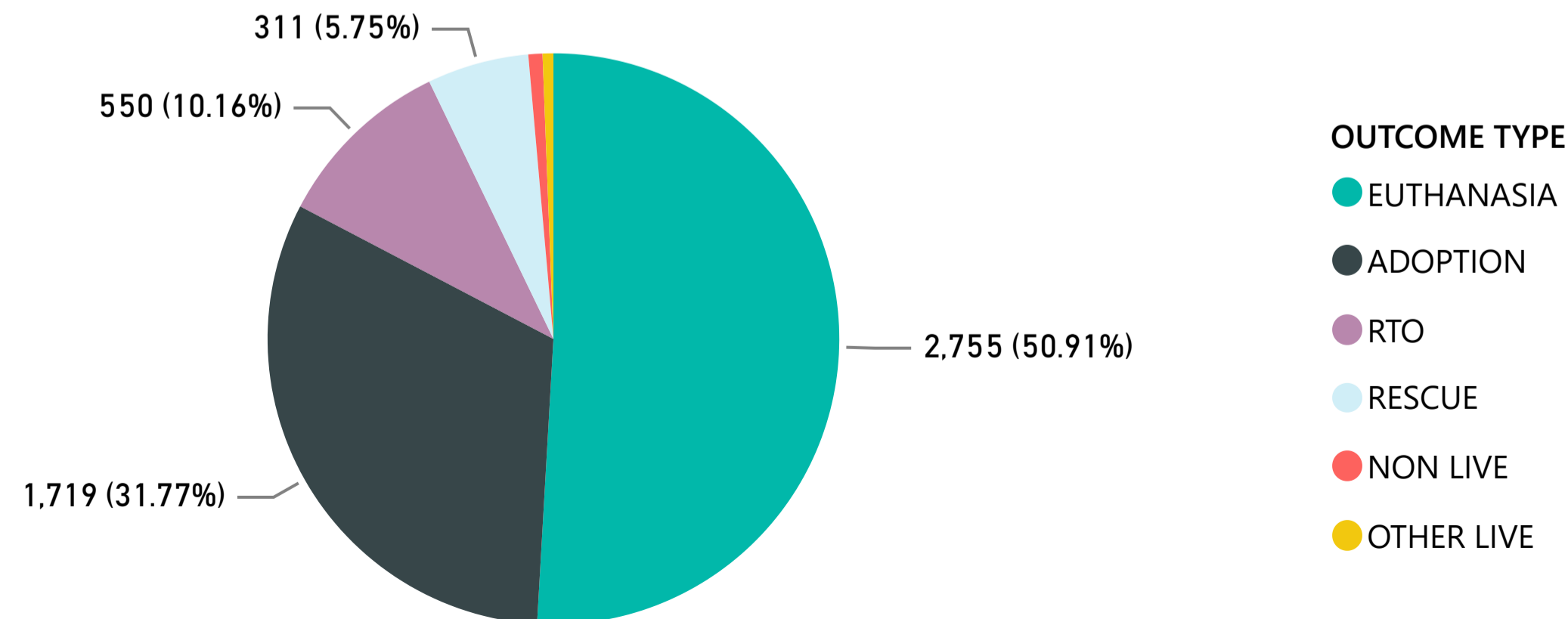
Animal Intakes

INTAKE TYPE	CATS	DOGS	OTHER	Total
STRAY	784	2,744	196	3,724
OWNER SUR	152	782	625	1,559
OTHER	86	224	254	564
Total	1,022	3,750	1,075	5,847

"OTHER ANIMALS INCLUDE: Rabbits, Livestock, Reptiles, Birds and All other Animals

Outcome Fiscal Year

2022-2023



Animal Outcomes

OUTCOME TYPE	CATS	DOGS	OTHER	Total
ADOPTION	316	1,333	70	1,719
RTO	19	530	1	550
RESCUE	14	295	2	311
OTHER LIVE	3		30	33
EUTHANASIA	575	1,206	974	2,755
NON LIVE	17	20	6	43
Total	944	3,384	1,083	5,411



County of Los Angeles Animal Care and Control



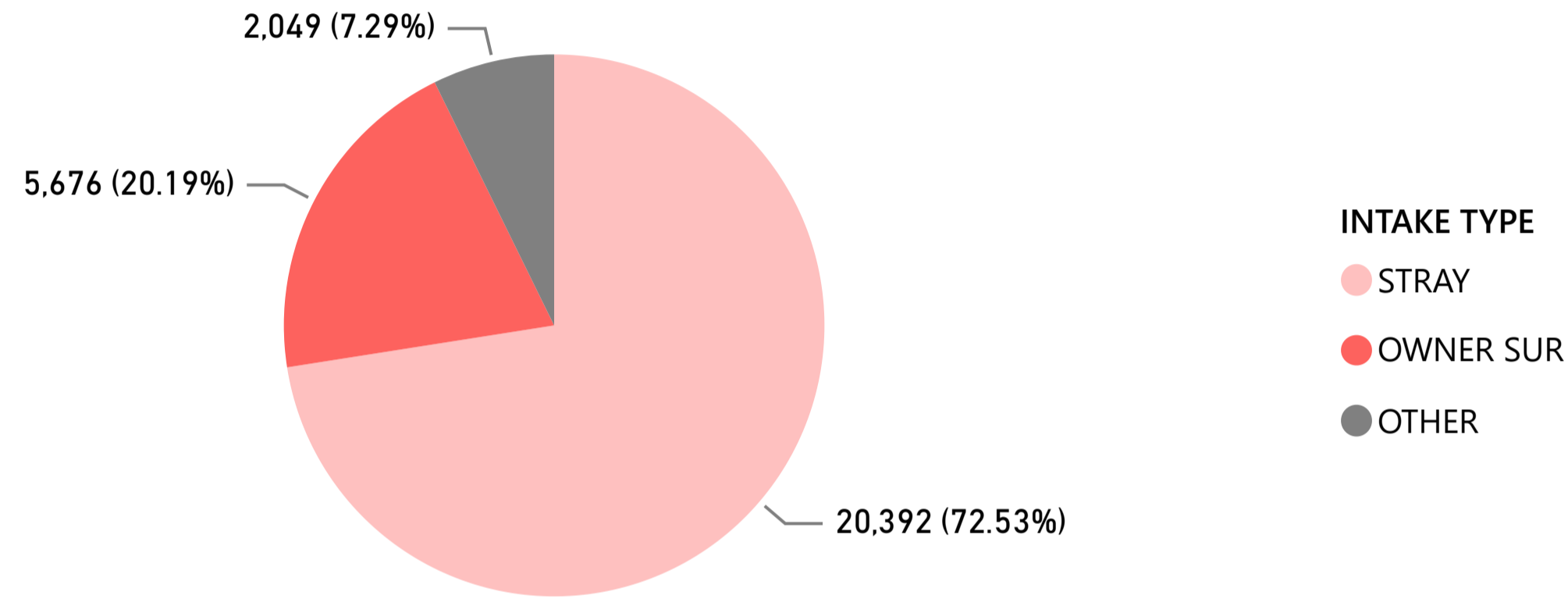
ACC

All

Paw Status Fiscal Year to Date: 07/01/2021 through 06/30/2022

Intake Fiscal Year

2021-2022



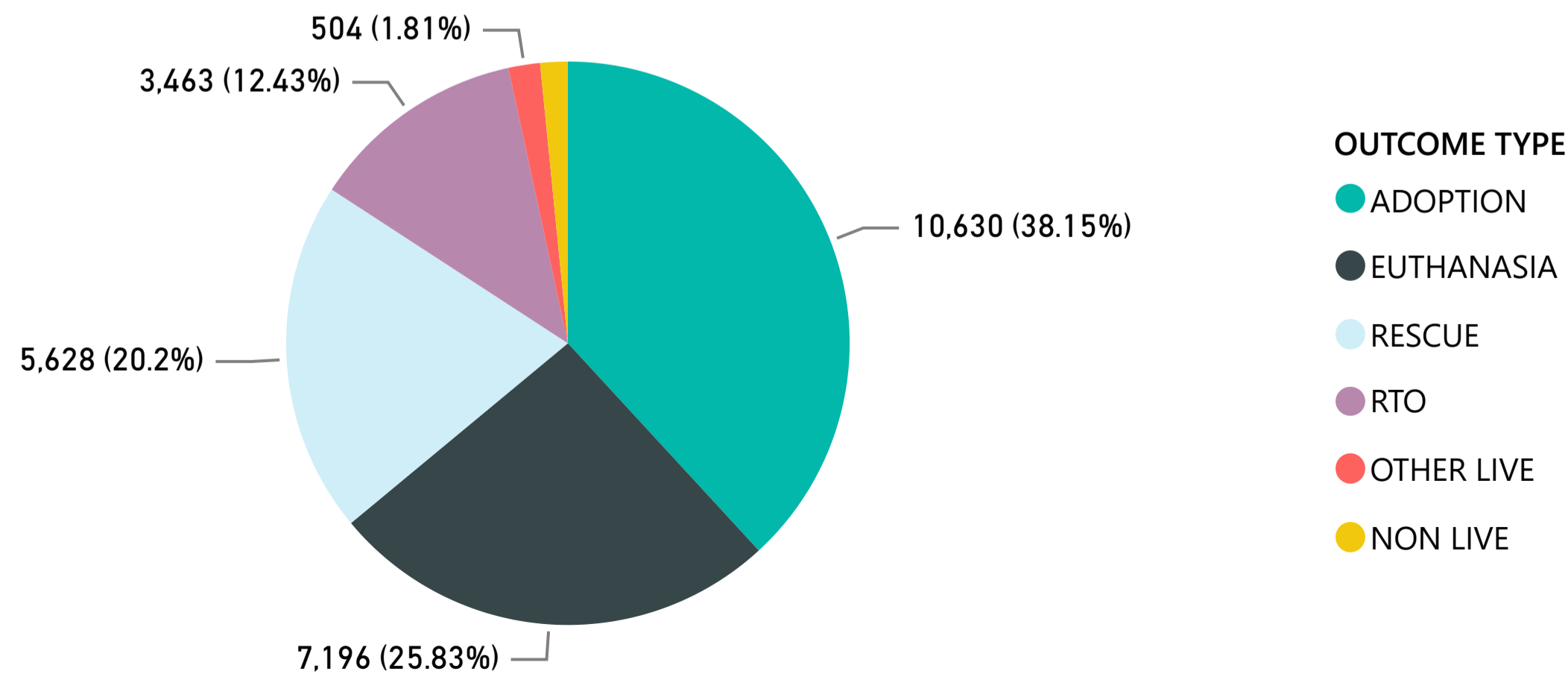
Animal Intakes

INTAKE TYPE	CATS	DOGS	OTHER	Total
STRAY	6,791	9,912	3,689	20,392
OWNER SUR	1,125	3,920	631	5,676
OTHER	387	1,404	258	2,049
Total	8,303	15,236	4,578	28,117

"OTHER ANIMALS INCLUDE: Rabbits, Livestock, Reptiles, Birds and All other Animals

Outcome Fiscal Year

2021-2022



Animal Outcomes

OUTCOME TYPE	CATS	DOGS	OTHER	Total
ADOPTION	2,914	6,725	991	10,630
RTO	138	3,263	62	3,463
RESCUE	2,542	2,575	511	5,628
OTHER LIVE	2		502	504
EUTHANASIA	2,499	2,235	2,462	7,196
NON LIVE	175	75	190	440
Total	8,270	14,873	4,718	27,861



County of Los Angeles Animal Care and Control



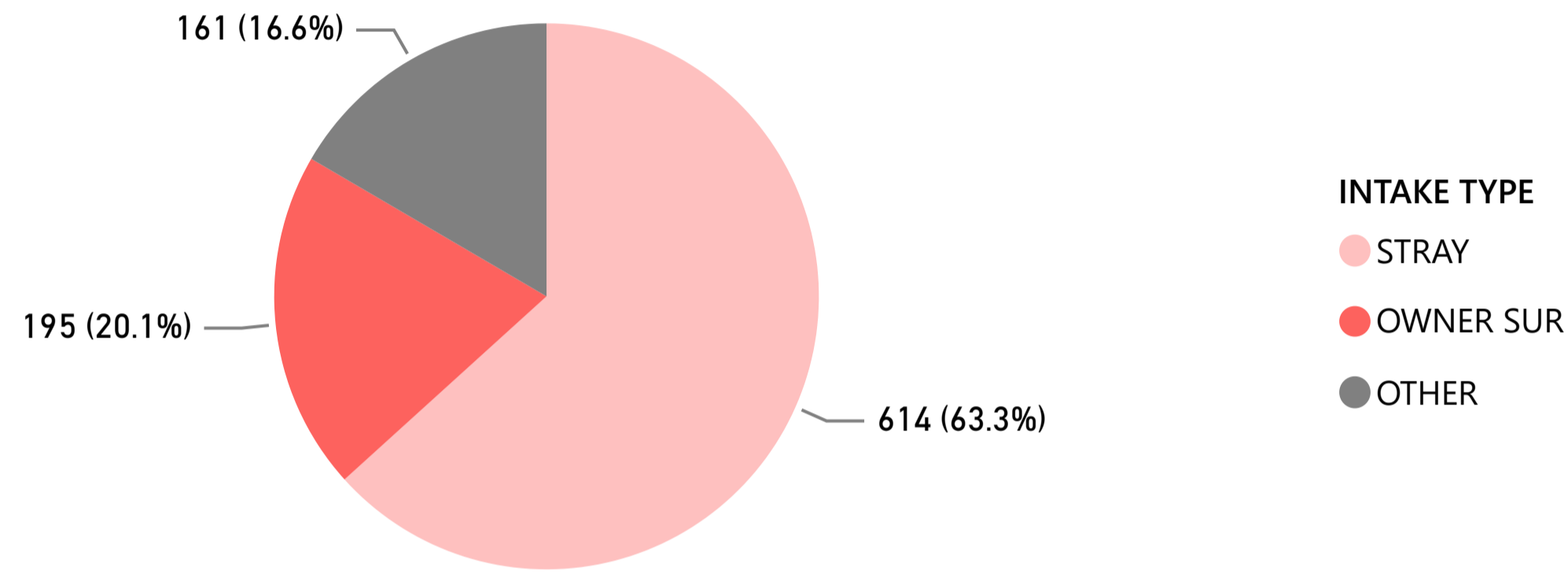
ACC

Agoura

Paw Status Fiscal Year to Date: 07/01/2021 through 06/30/2022

Intake Fiscal Year

2021-2022



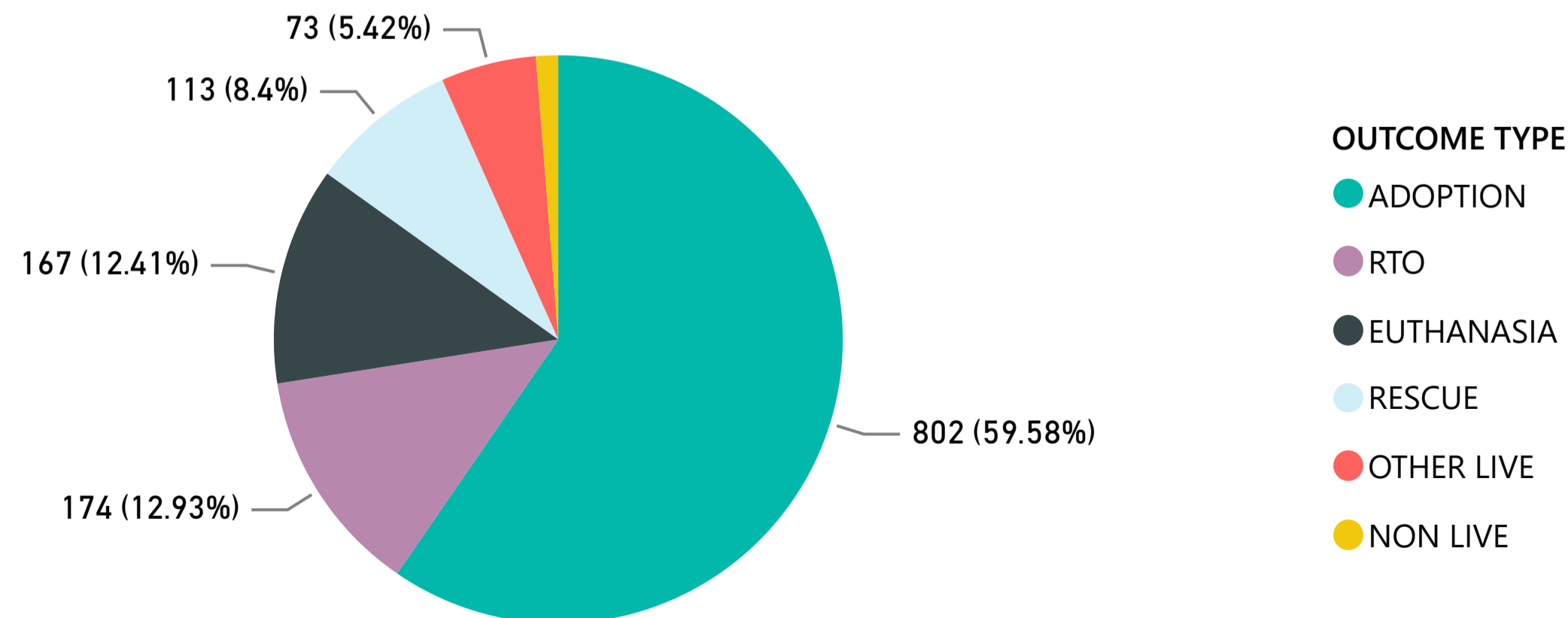
Animal Intakes

INTAKE TYPE	CATS	DOGS	OTHER	Total
STRAY	89	198	327	614
OWNER SUR	65	80	50	195
OTHER	67	87	7	161
Total	221	365	384	970

"OTHER ANIMALS INCLUDE: Rabbits, Livestock, Reptiles, Birds and All other Animals

Outcome Fiscal Year

2021-2022



Animal Outcomes

OUTCOME TYPE	CATS	DOGS	OTHER	Total
ADOPTION	345	356	101	802
RTO	12	156	6	174
RESCUE	1	25	87	113
OTHER LIVE			73	73
EUTHANASIA	18	22	127	167
NON LIVE	1		16	17
Total	377	559	410	1,346



County of Los Angeles Animal Care and Control



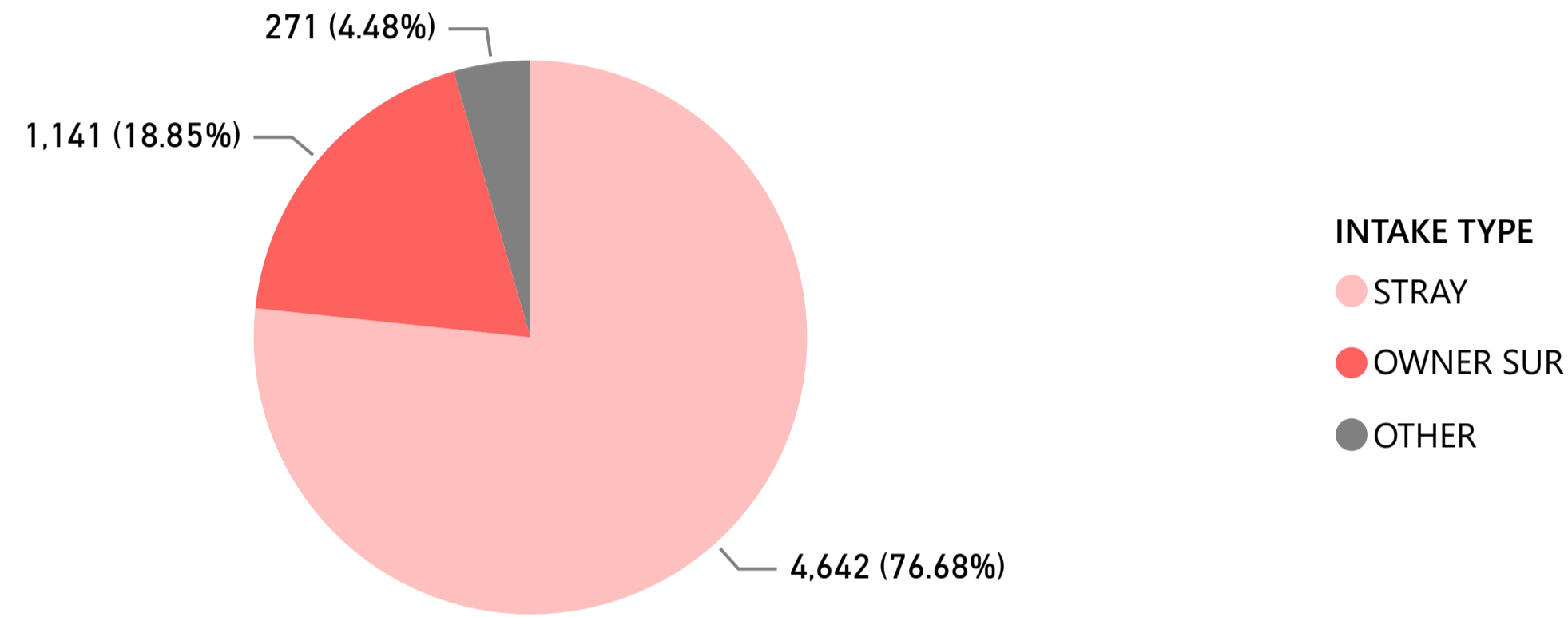
ACC

Baldwin Park

Paw Status Fiscal Year to Date: 07/01/2021 through 06/30/2022

Intake Fiscal Year

2021-2022



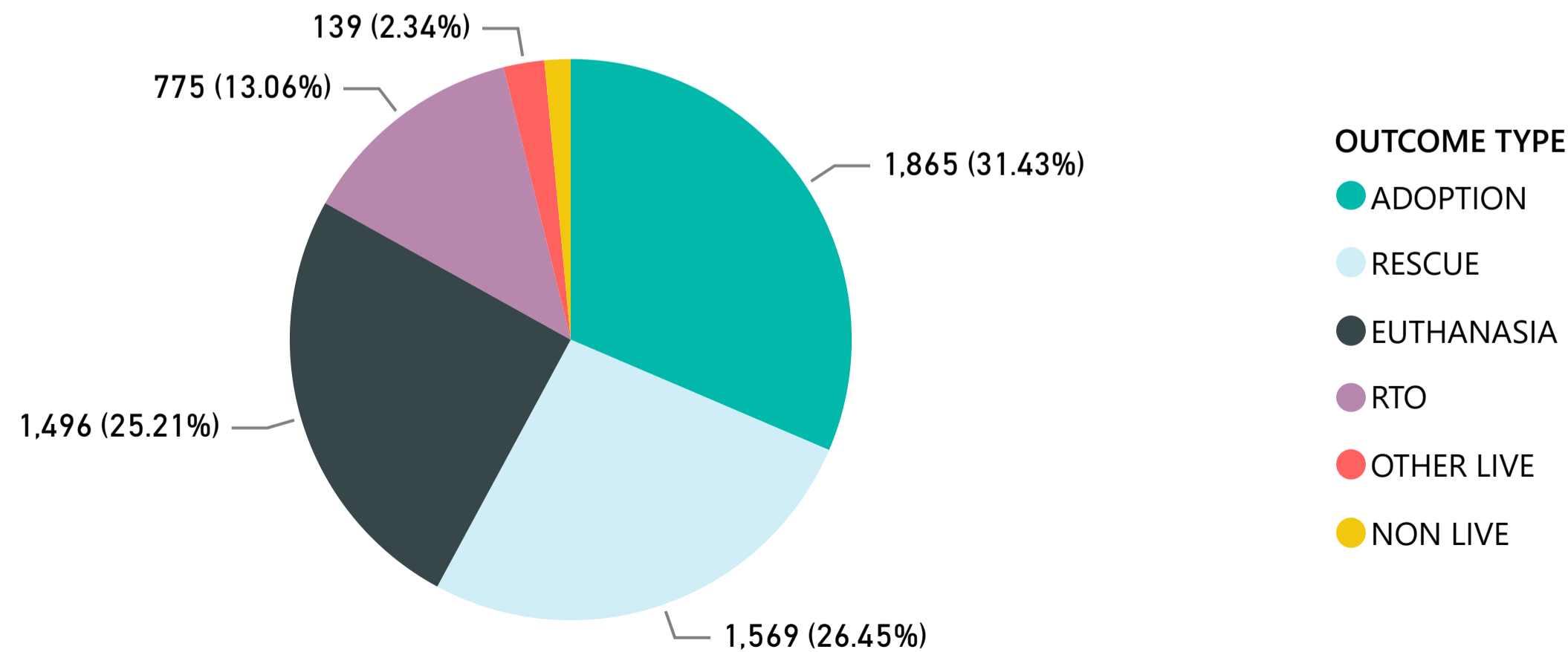
Animal Intakes

INTAKE TYPE	CATS	DOGS	OTHER	Total
STRAY	1,903	1,947	792	4,642
OWNER SUR	214	816	111	1,141
OTHER	53	197	21	271
Total	2,170	2,960	924	6,054

"OTHER ANIMALS INCLUDE: Rabbits, Livestock, Reptiles, Birds and All other Animals

Outcome Fiscal Year

2021-2022



Animal Outcomes

OUTCOME TYPE	CATS	DOGS	OTHER	Total
ADOPTION	474	1,204	187	1,865
RTO	23	743	9	775
RESCUE	884	581	104	1,569
OTHER LIVE			139	139
EUTHANASIA	692	365	439	1,496
NON LIVE	40	13	36	89
Total	2,113	2,906	914	5,933



County of Los Angeles Animal Care and Control



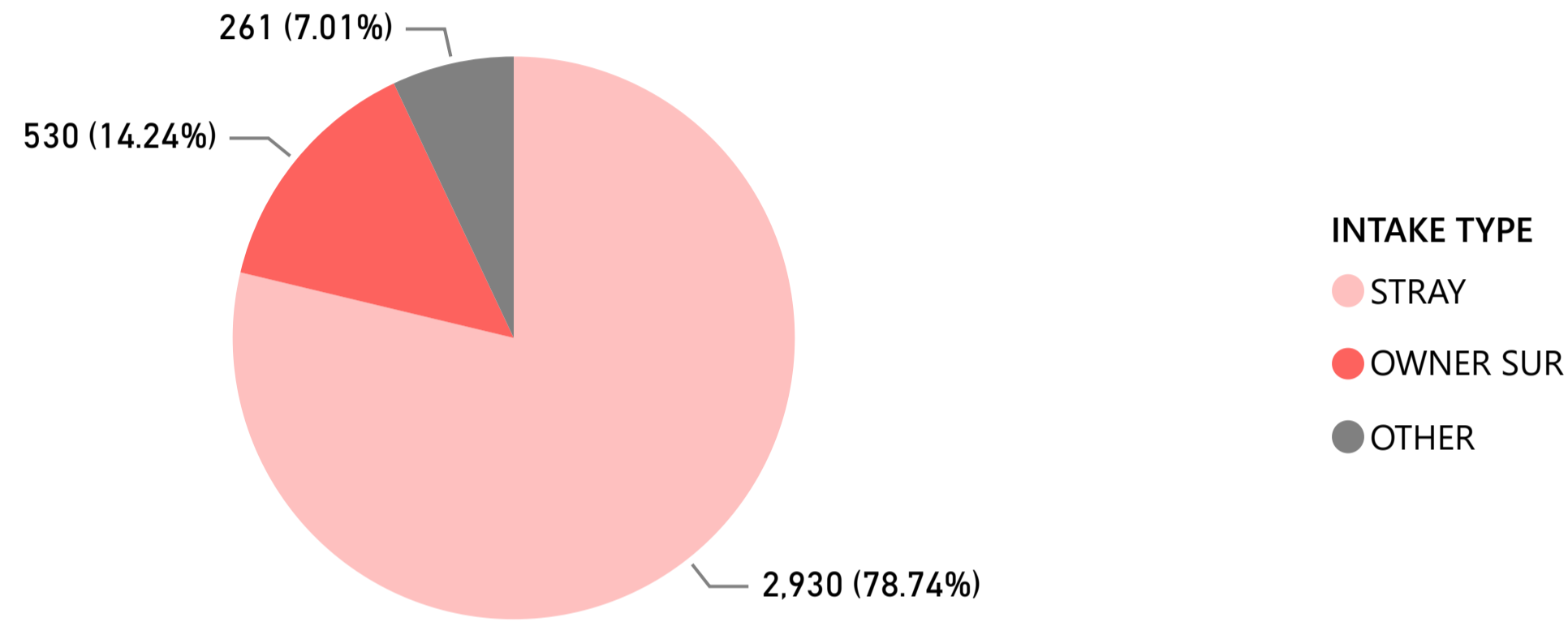
ACC

Carson

Paw Status Fiscal Year to Date: 07/01/2021 through 06/30/2022

Intake Fiscal Year

2021-2022



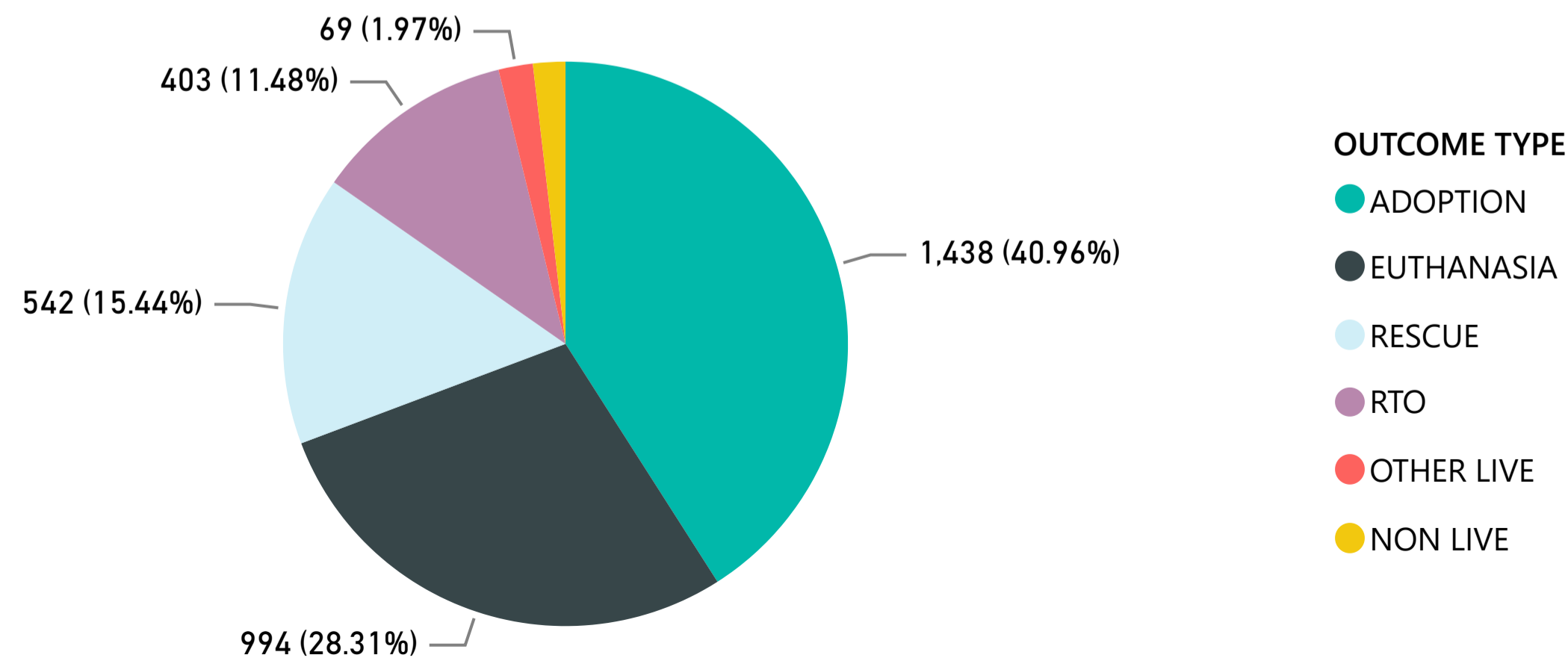
Animal Intakes

INTAKE TYPE	CATS	DOGS	OTHER	Total
STRAY	1,163	1,079	688	2,930
OWNER SUR	87	399	44	530
OTHER	51	178	32	261
Total	1,301	1,656	764	3,721

"OTHER ANIMALS INCLUDE: Rabbits, Livestock, Reptiles, Birds and All other Animals

Outcome Fiscal Year

2021-2022



Animal Outcomes

OUTCOME TYPE	CATS	DOGS	OTHER	Total
ADOPTION	492	812	134	1,438
RTO	34	365	4	403
RESCUE	258	245	39	542
OTHER LIVE			69	69
EUTHANASIA	361	158	475	994
NON LIVE	36	9	20	65
Total	1,181	1,589	741	3,511



County of Los Angeles Animal Care and Control



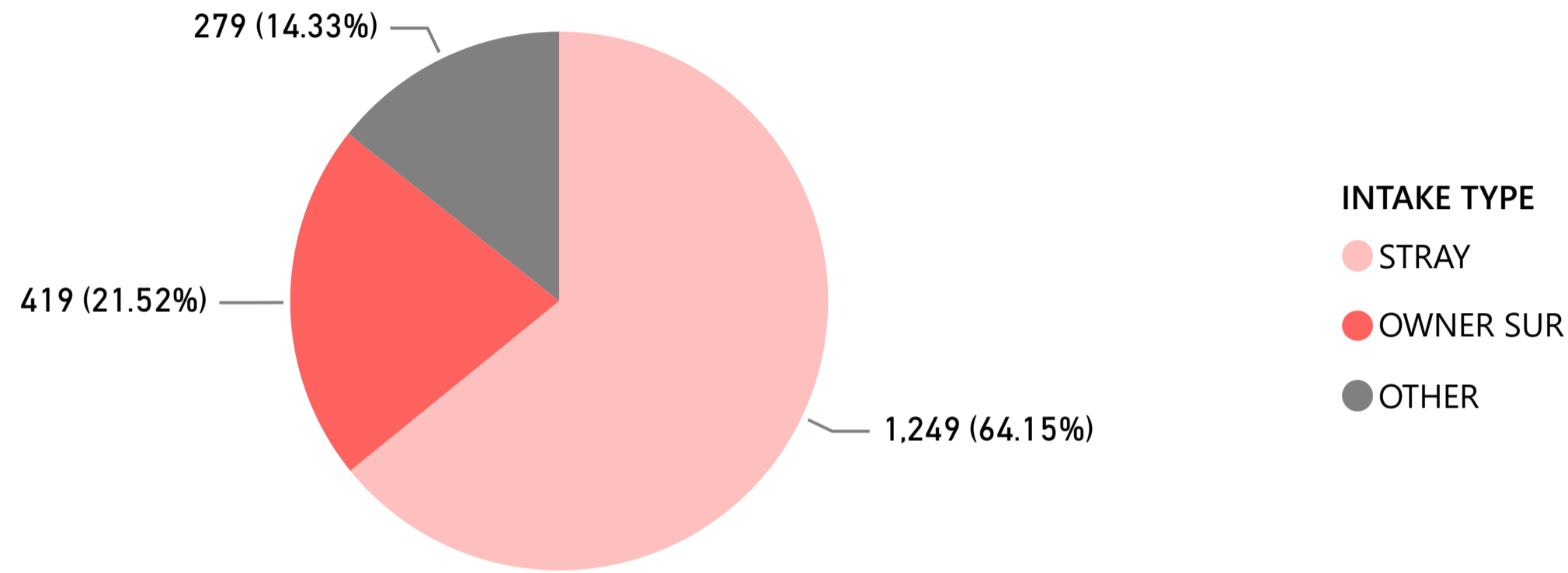
ACC

Castaic

Paw Status Fiscal Year to Date: 07/01/2021 through 06/30/2022

Intake Fiscal Year

2021-2022



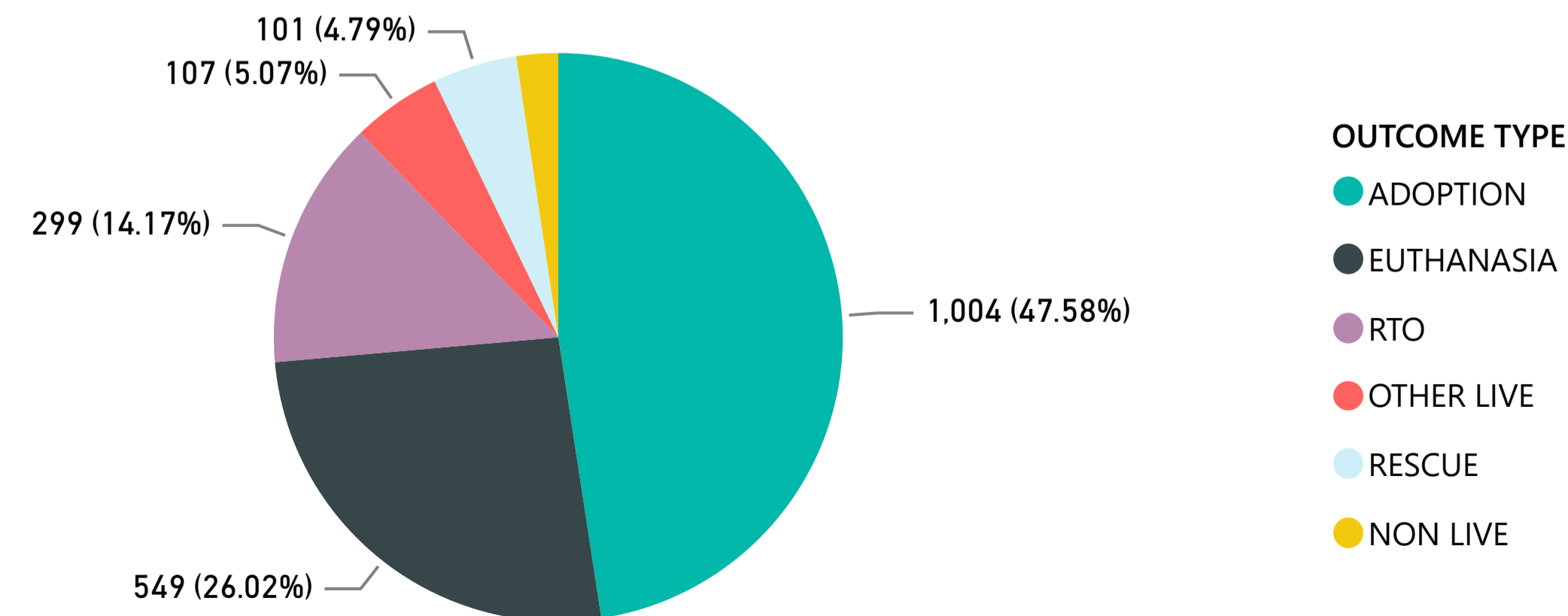
Animal Intakes

INTAKE TYPE	CATS	DOGS	OTHER	Total
STRAY	210	453	586	1,249
OWNER SUR	135	203	81	419
OTHER	88	174	17	279
Total	433	830	684	1,947

"OTHER ANIMALS INCLUDE: Rabbits, Livestock, Reptiles, Birds and All other Animals

Outcome Fiscal Year

2021-2022



Animal Outcomes

OUTCOME TYPE	CATS	DOGS	OTHER	Total
ADOPTION	338	509	157	1,004
RTO	18	262	19	299
RESCUE	12	71	18	101
OTHER LIVE			107	107
EUTHANASIA	72	101	376	549
NON LIVE	7	3	40	50
Total	447	946	717	2,110



County of Los Angeles Animal Care and Control



ACC

Downney

Paw Status Fiscal Year to Date: 07/01/2021 through 06/30/2022

Animal Intakes

INTAKE TYPE	CATS	DOGS	OTHER	Total
STRAY	1,987	2,124	789	4,900
OWNER SUR	296	991	222	1,509
OTHER	31	180	123	334
Total	2,314	3,295	1,134	6,743

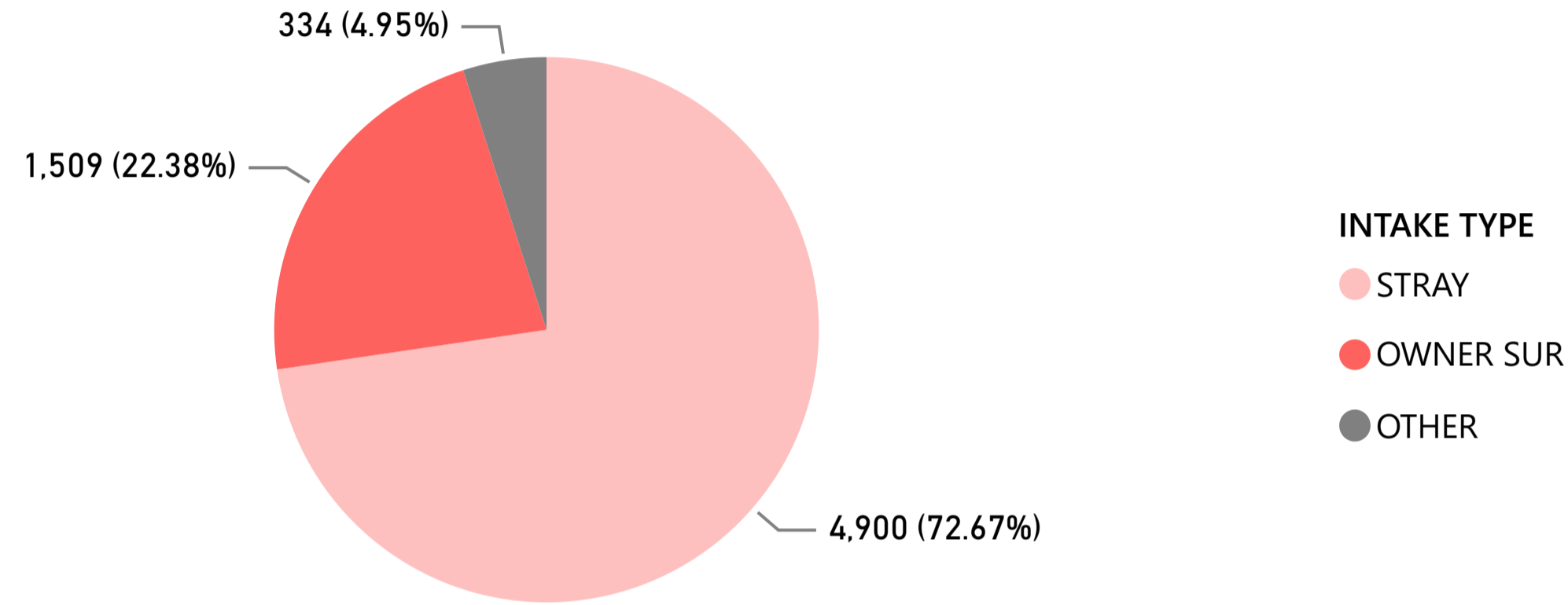
"OTHER ANIMALS INCLUDE: Rabbits, Livestock, Reptiles, Birds and All other Animals

Animal Outcomes

OUTCOME TYPE	CATS	DOGS	OTHER	Total
ADOPTION	503	1,337	142	1,982
RTO	30	607	2	639
RESCUE	1,171	763	238	2,172
OTHER LIVE			37	37
EUTHANASIA	537	497	705	1,739
NON LIVE	73	24	55	152
Total	2,314	3,228	1,179	6,721

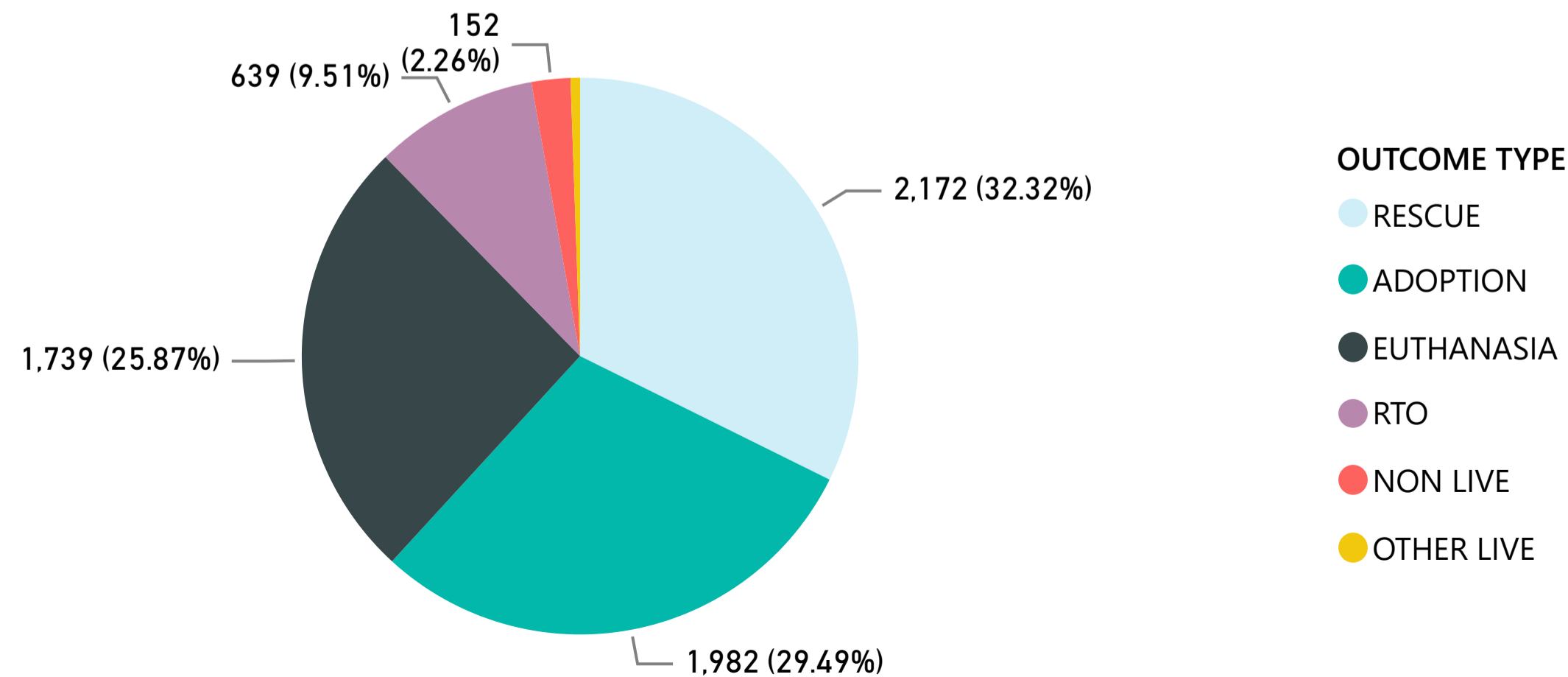
Intake Fiscal Year

2021-2022



Outcome Fiscal Year

2021-2022





County of Los Angeles Animal Care and Control



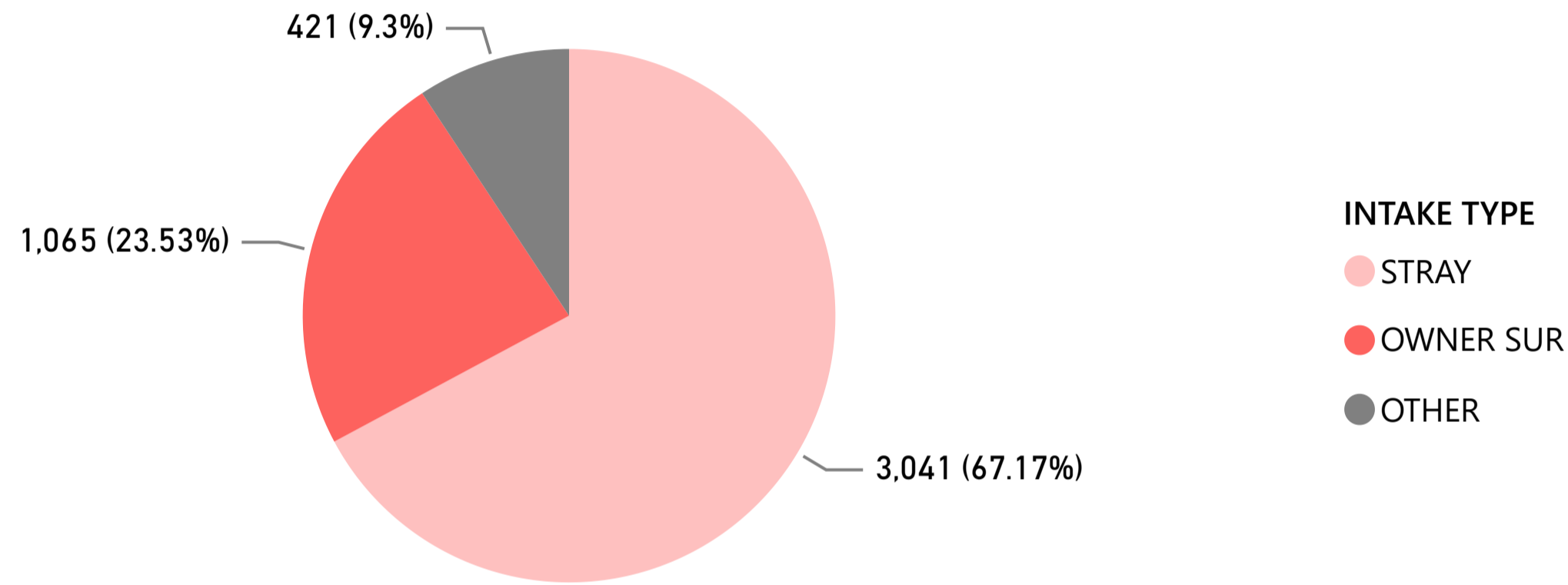
ACC

Lancaster

Paw Status Fiscal Year to Date: 07/01/2021 through 06/30/2022

Intake Fiscal Year

2021-2022



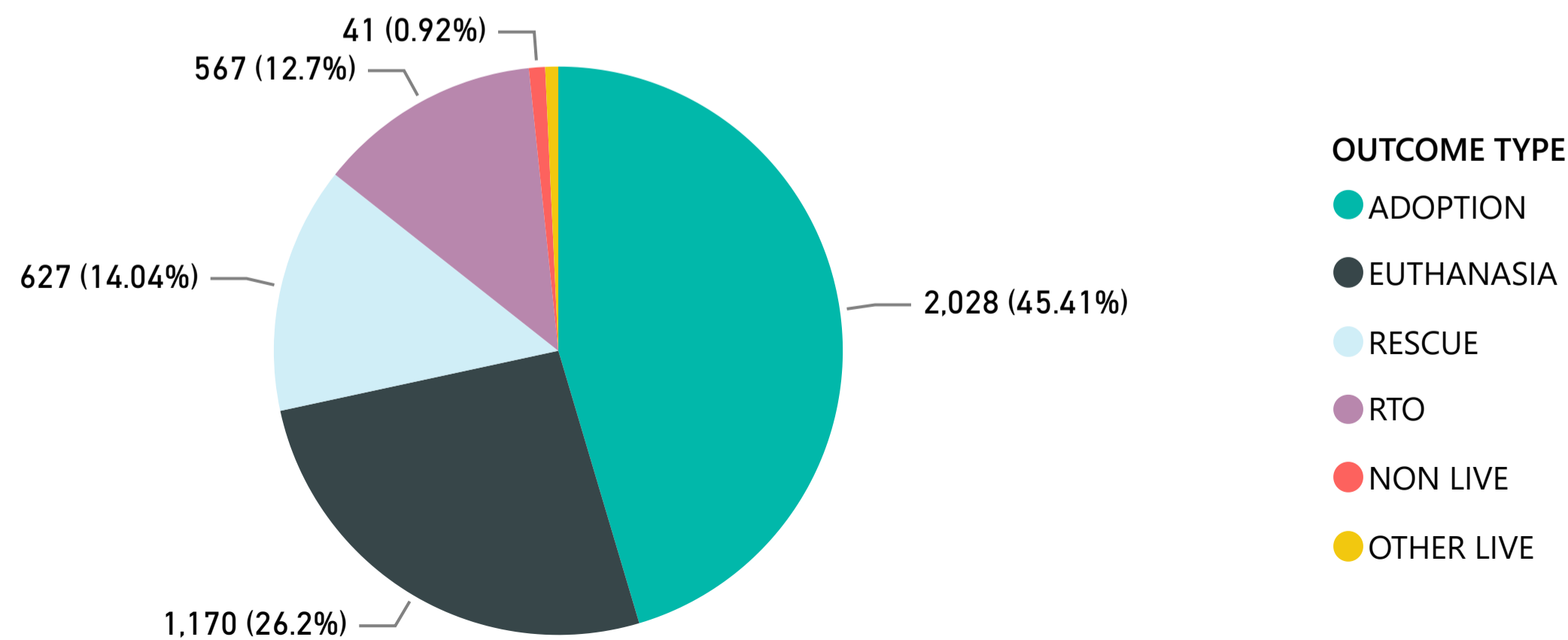
Animal Intakes

INTAKE TYPE	CATS	DOGS	OTHER	Total
STRAY	789	2,019	233	3,041
OWNER SUR	190	795	80	1,065
OTHER	56	329	36	421
Total	1,035	3,143	349	4,527

"OTHER ANIMALS INCLUDE: Rabbits, Livestock, Reptiles, Birds and All other Animals

Outcome Fiscal Year

2021-2022



Animal Outcomes

OUTCOME TYPE	CATS	DOGS	OTHER	Total
ADOPTION	457	1,432	139	2,028
RTO	13	535	19	567
RESCUE	109	500	18	627
OTHER LIVE			33	33
EUTHANASIA	425	560	185	1,170
NON LIVE	12	11	18	41
Total	1,016	3,038	412	4,466



County of Los Angeles Animal Care and Control



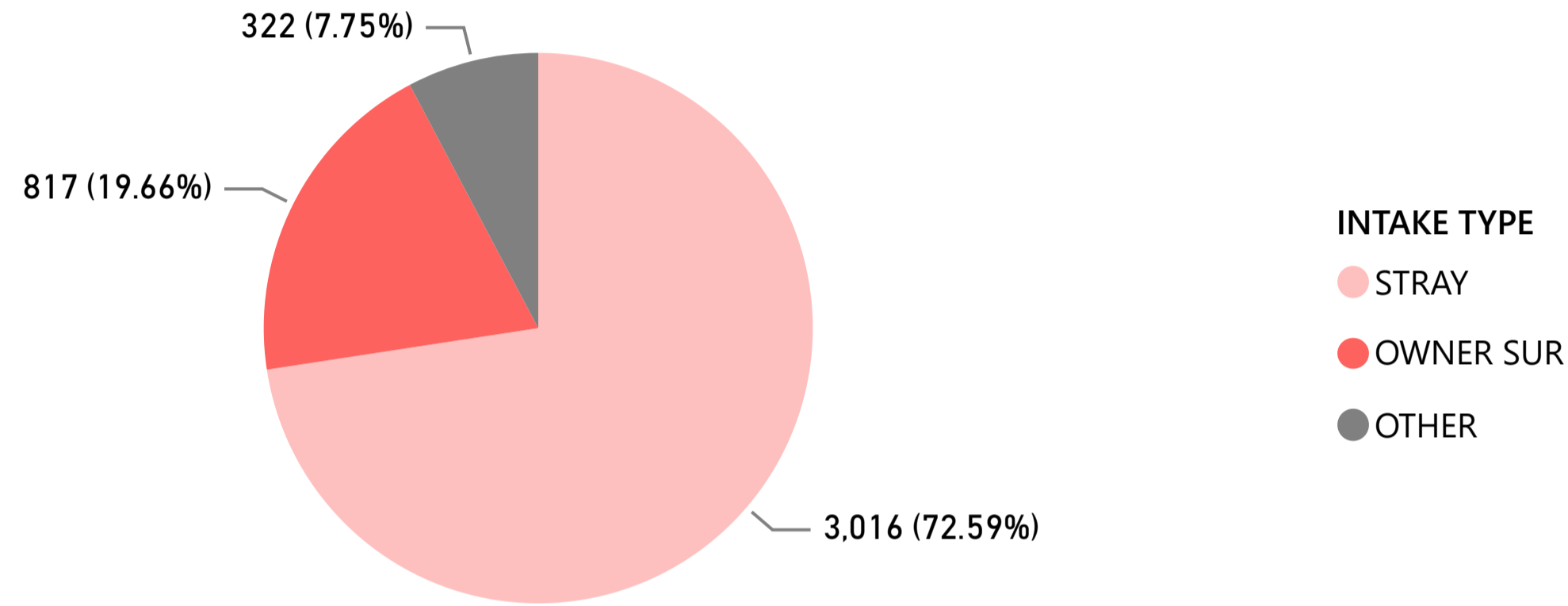
ACC

Palmdale

Paw Status Fiscal Year to Date: 07/01/2021 through 06/30/2022

Intake Fiscal Year

2021-2022



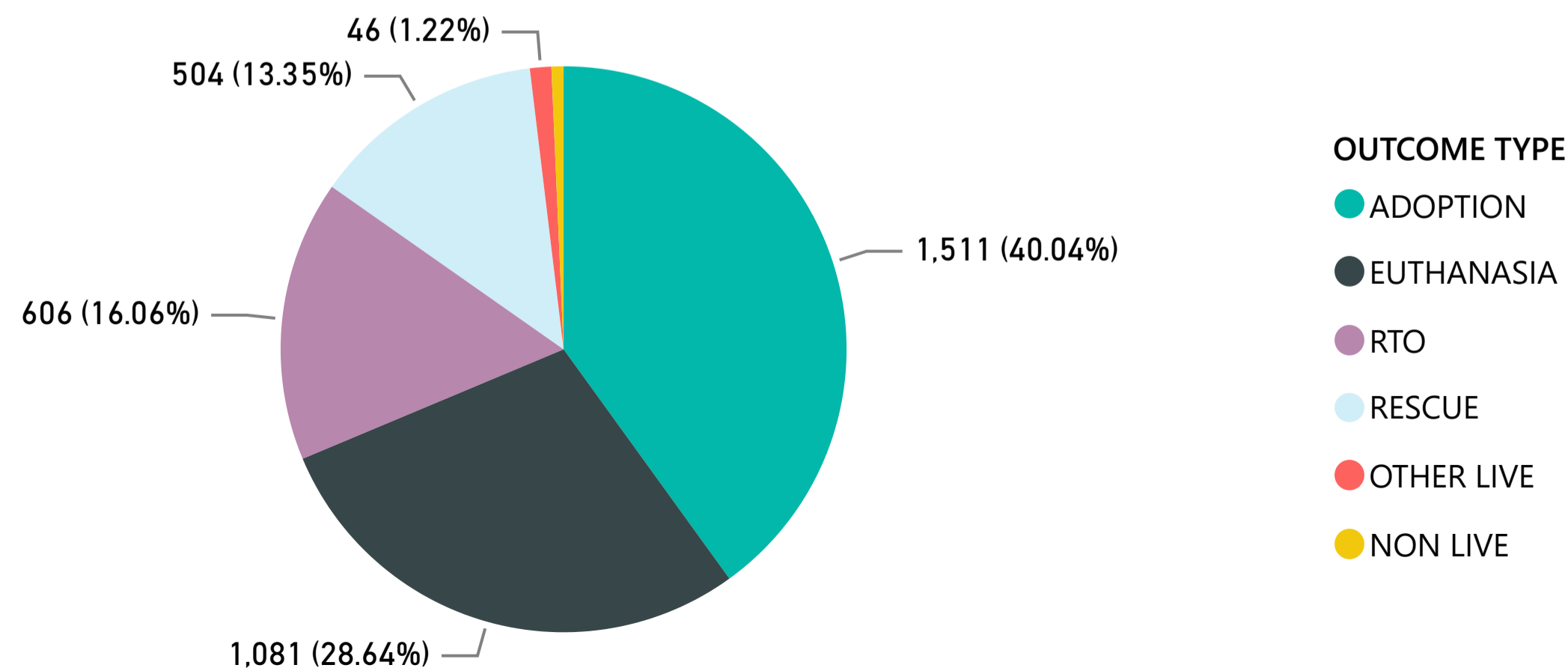
Animal Intakes

INTAKE TYPE	CATS	DOGS	OTHER	Total
STRAY	650	2,092	274	3,016
OWNER SUR	138	636	43	817
OTHER	41	259	22	322
Total	829	2,987	339	4,155

"OTHER ANIMALS INCLUDE: Rabbits, Livestock, Reptiles, Birds and All other Animals

Outcome Fiscal Year

2021-2022



Animal Outcomes

OUTCOME TYPE	CATS	DOGS	OTHER	Total
ADOPTION	305	1,075	131	1,511
RTO	8	595	3	606
RESCUE	107	390	7	504
OTHER LIVE	2		44	46
EUTHANASIA	394	532	155	1,081
NON LIVE	6	15	5	26
Total	822	2,607	345	3,774



County of Los Angeles Animal Care and Control



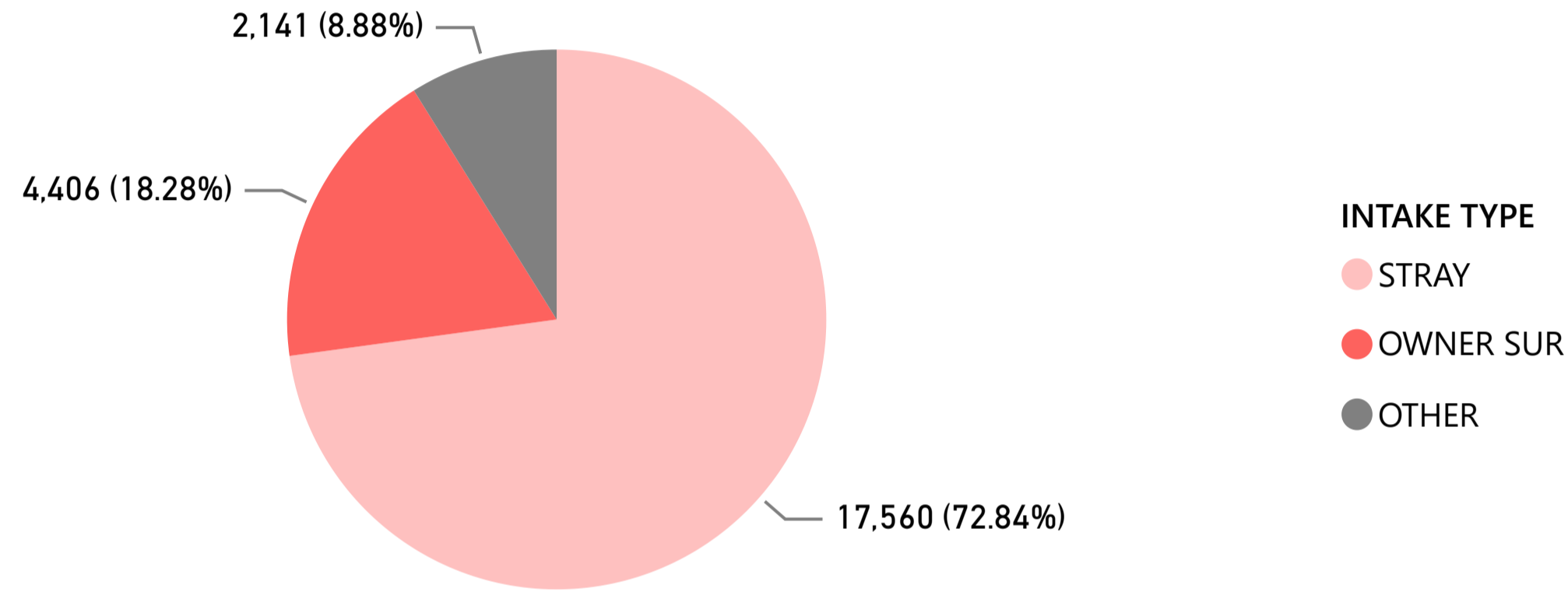
ACC

All

Paw Status Fiscal Year to Date: 07/01/2020 through 06/30/2021

Intake Fiscal Year

2020-2021



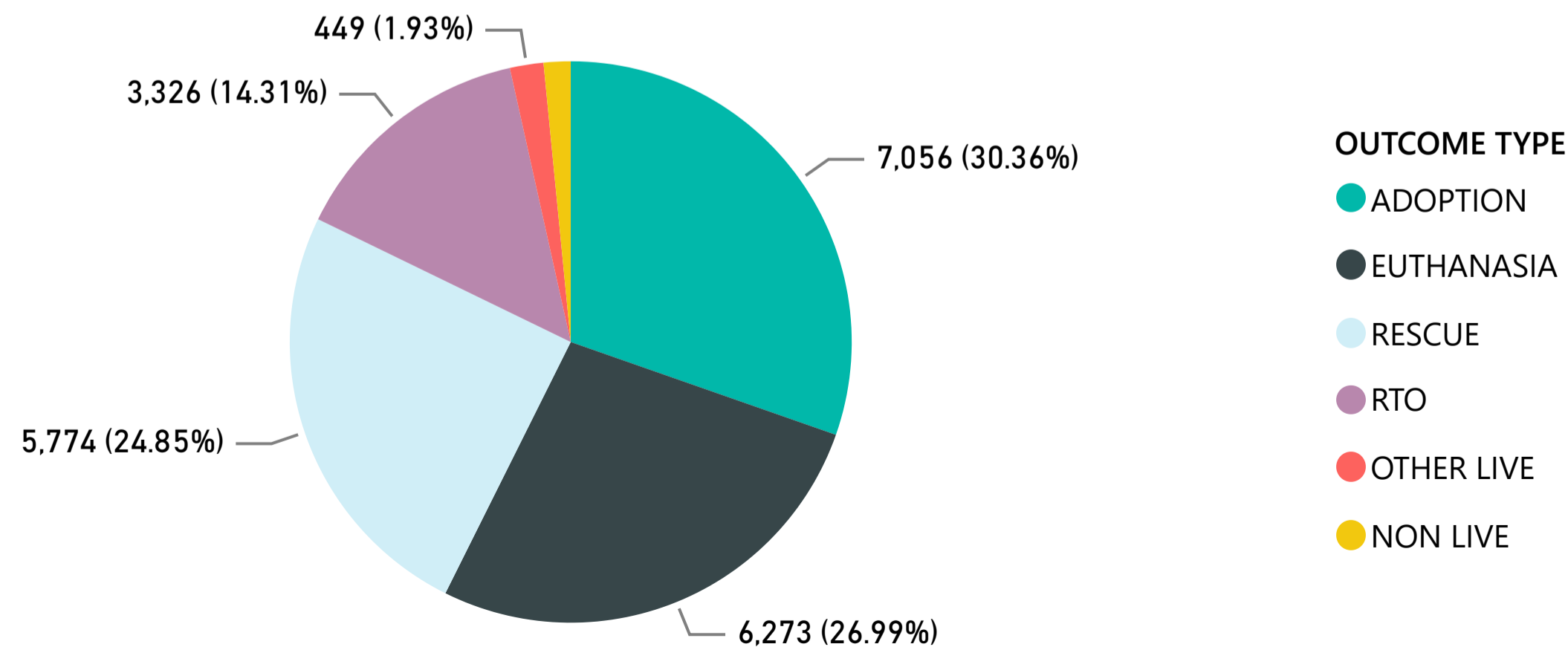
Animal Intakes

INTAKE TYPE	CATS	DOGS	OTHER	Total
STRAY	6,349	7,385	3,822	17,556
OWNER SUR	951	2,953	501	4,405
OTHER	263	1,116	762	2,141
Total	7,563	11,454	5,085	24,102

"OTHER ANIMALS INCLUDE: Rabbits, Livestock, Reptiles, Birds and All other Animals

Outcome Fiscal Year

2020-2021



Animal Outcomes

OUTCOME TYPE	CATS	DOGS	OTHER	Total
ADOPTION	2,225	4,115	715	7,055
RTO	138	2,809	379	3,326
RESCUE	2,663	2,657	454	5,774
OTHER LIVE			449	449
EUTHANASIA	2,382	1,305	2,584	6,271
NON LIVE	146	75	139	360
Total	7,554	10,961	4,720	23,235



County of Los Angeles Animal Care and Control



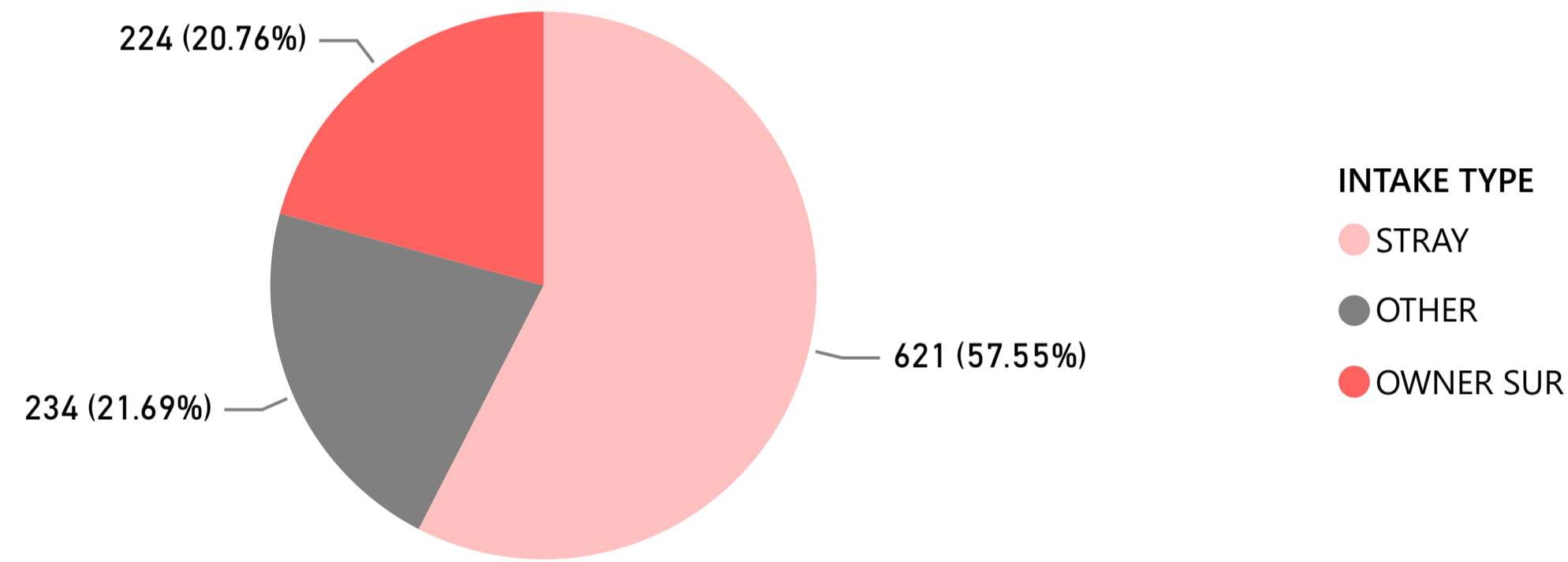
ACC

Agoura

Paw Status Fiscal Year to Date: 07/01/2020 through 06/30/2021

Intake Fiscal Year

2020-2021



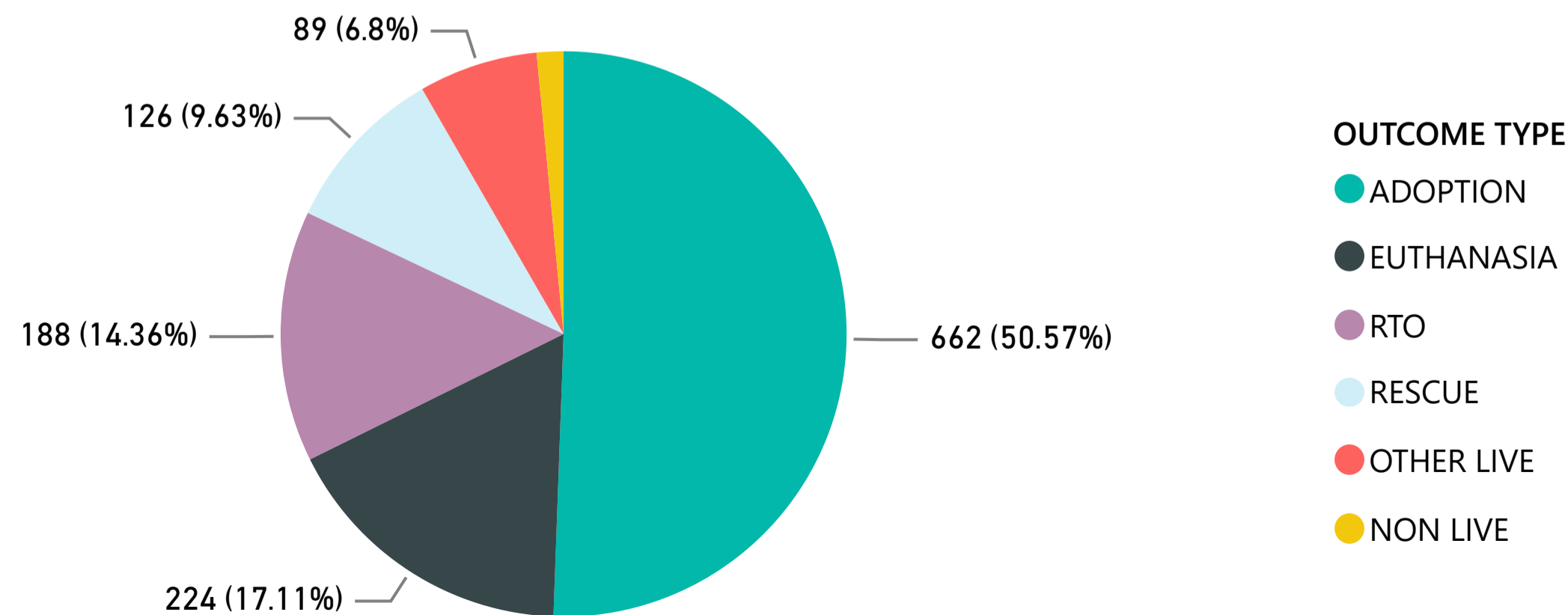
Animal Intakes

INTAKE TYPE	CATS	DOGS	OTHER	Total
STRAY	77	140	404	621
OWNER SUR	75	98	51	224
OTHER	24	91	119	234
Total	176	329	574	1,079

"OTHER ANIMALS INCLUDE: Rabbits, Livestock, Reptiles, Birds and All other Animals

Outcome Fiscal Year

2020-2021



Animal Outcomes

OUTCOME TYPE	CATS	DOGS	OTHER	Total
ADOPTION	260	282	120	662
RTO	12	129	47	188
RESCUE	13	34	79	126
OTHER LIVE			89	89
EUTHANASIA	16	22	186	224
NON LIVE	2	1	17	20
Total	303	468	538	1,309



County of Los Angeles Animal Care and Control



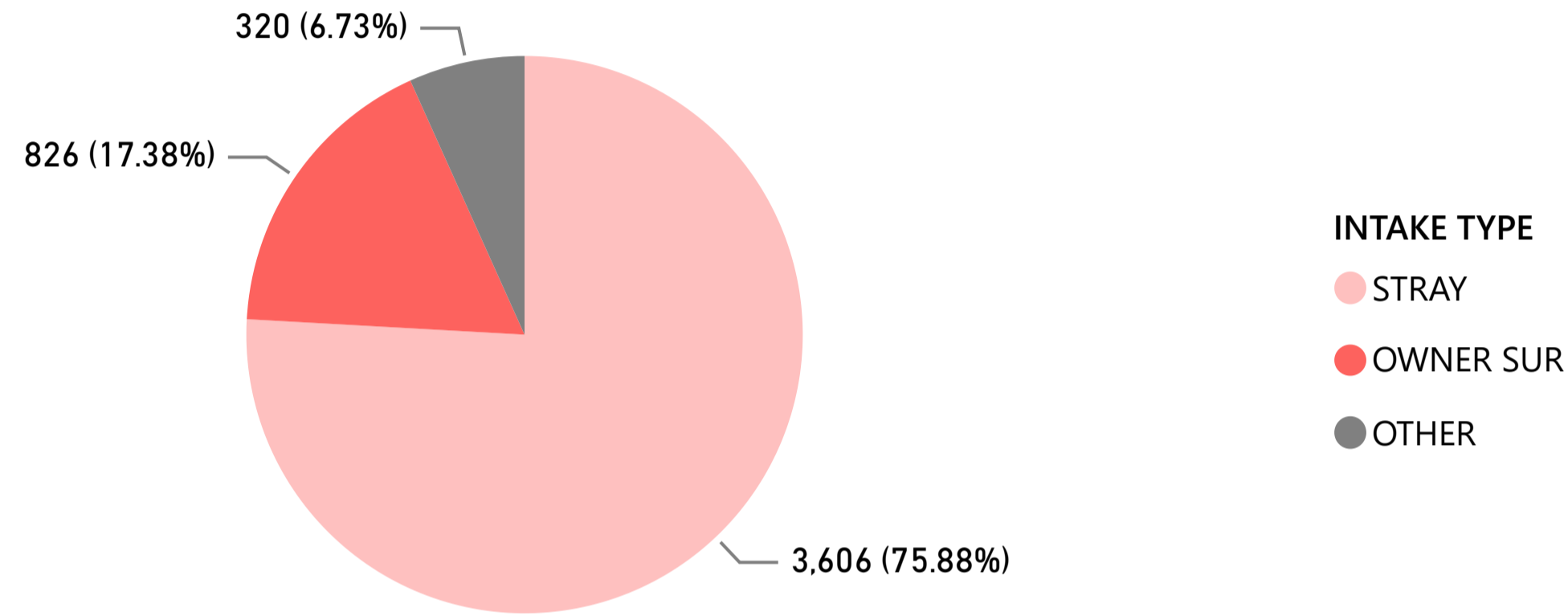
ACC

Baldwin Park

Paw Status Fiscal Year to Date: 07/01/2020 through 06/30/2021

Intake Fiscal Year

2020-2021



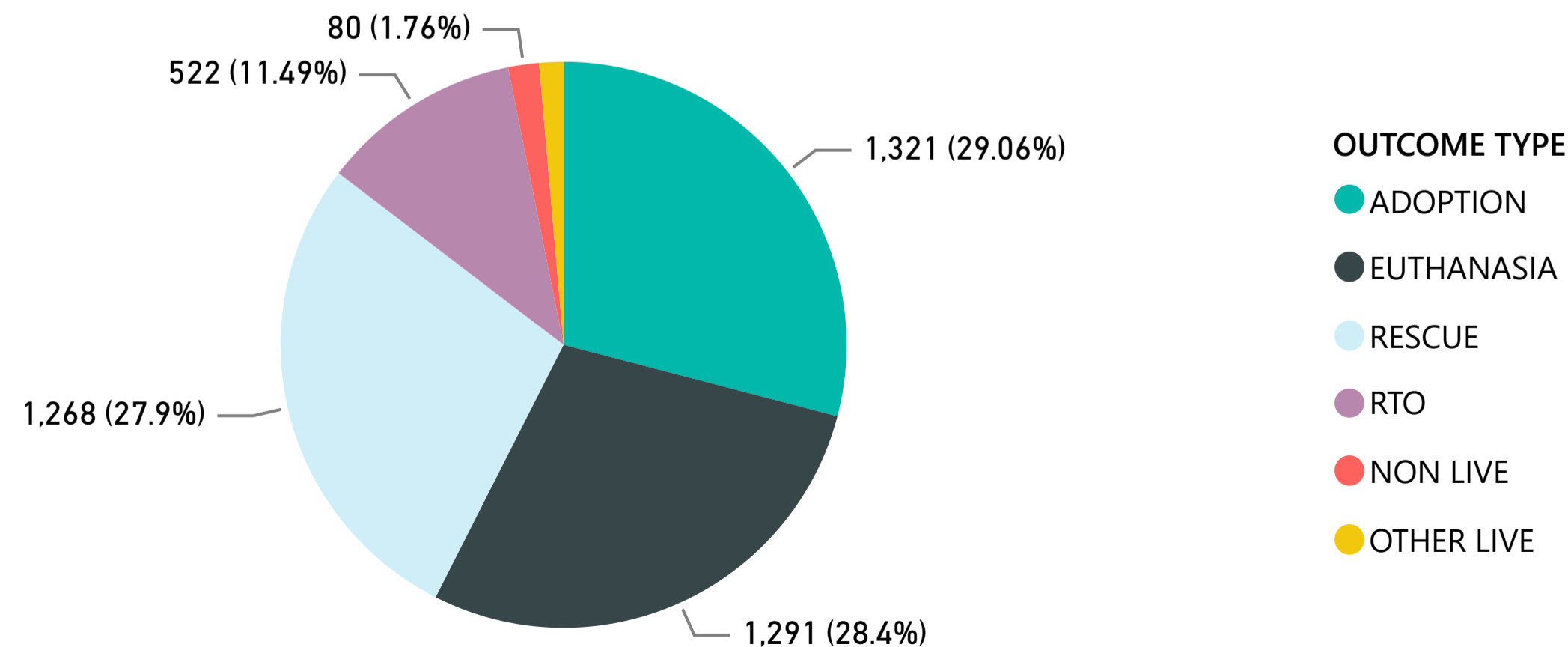
Animal Intakes

INTAKE TYPE	CATS	DOGS	OTHER	Total
STRAY	1,765	1,201	640	3,606
OWNER SUR	177	572	77	826
OTHER	37	235	48	320
Total	1,979	2,008	765	4,752

"OTHER ANIMALS INCLUDE: Rabbits, Livestock, Reptiles, Birds and All other Animals

Outcome Fiscal Year

2020-2021



Animal Outcomes

OUTCOME TYPE	CATS	DOGS	OTHER	Total
ADOPTION	398	811	112	1,321
RTO	15	497	10	522
RESCUE	890	313	65	1,268
OTHER LIVE			63	63
EUTHANASIA	581	280	430	1,291
NON LIVE	40	17	23	80
Total	1,924	1,918	703	4,545



County of Los Angeles Animal Care and Control



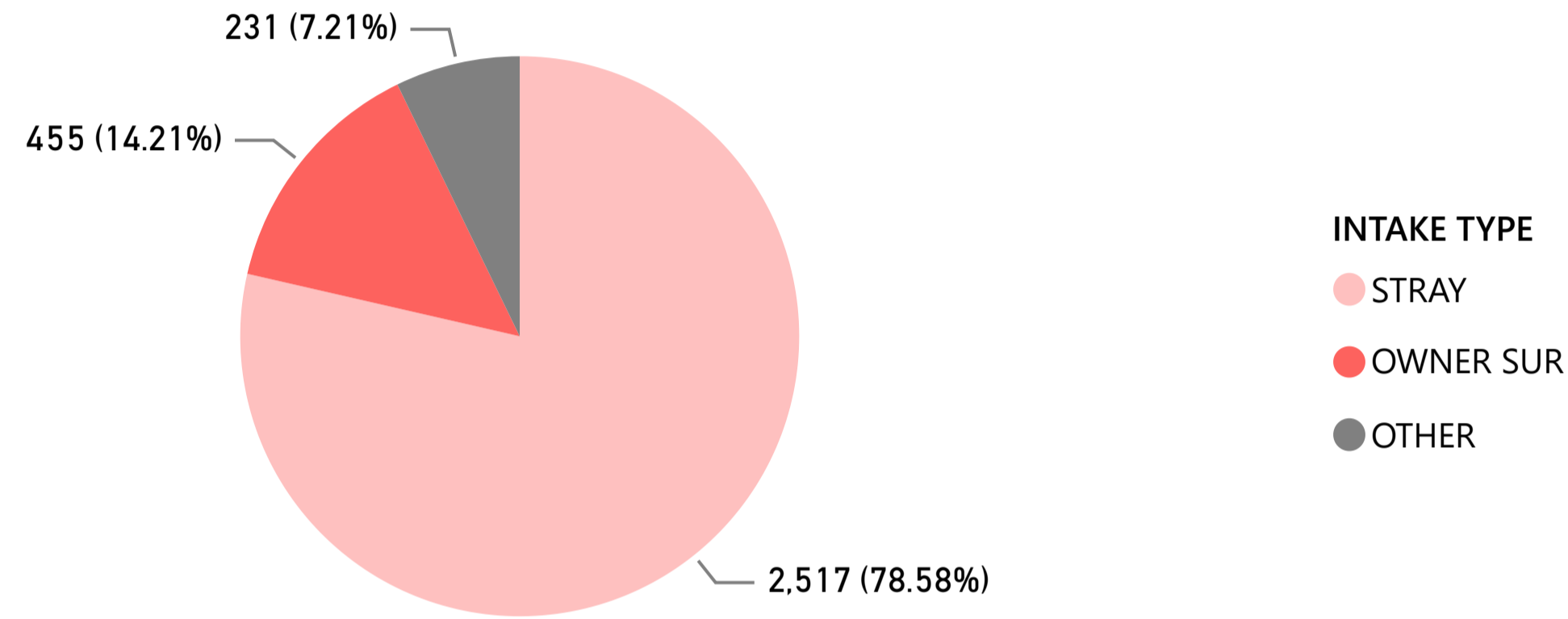
ACC

Carson

Paw Status Fiscal Year to Date: 07/01/2020 through 06/30/2021

Intake Fiscal Year

2020-2021



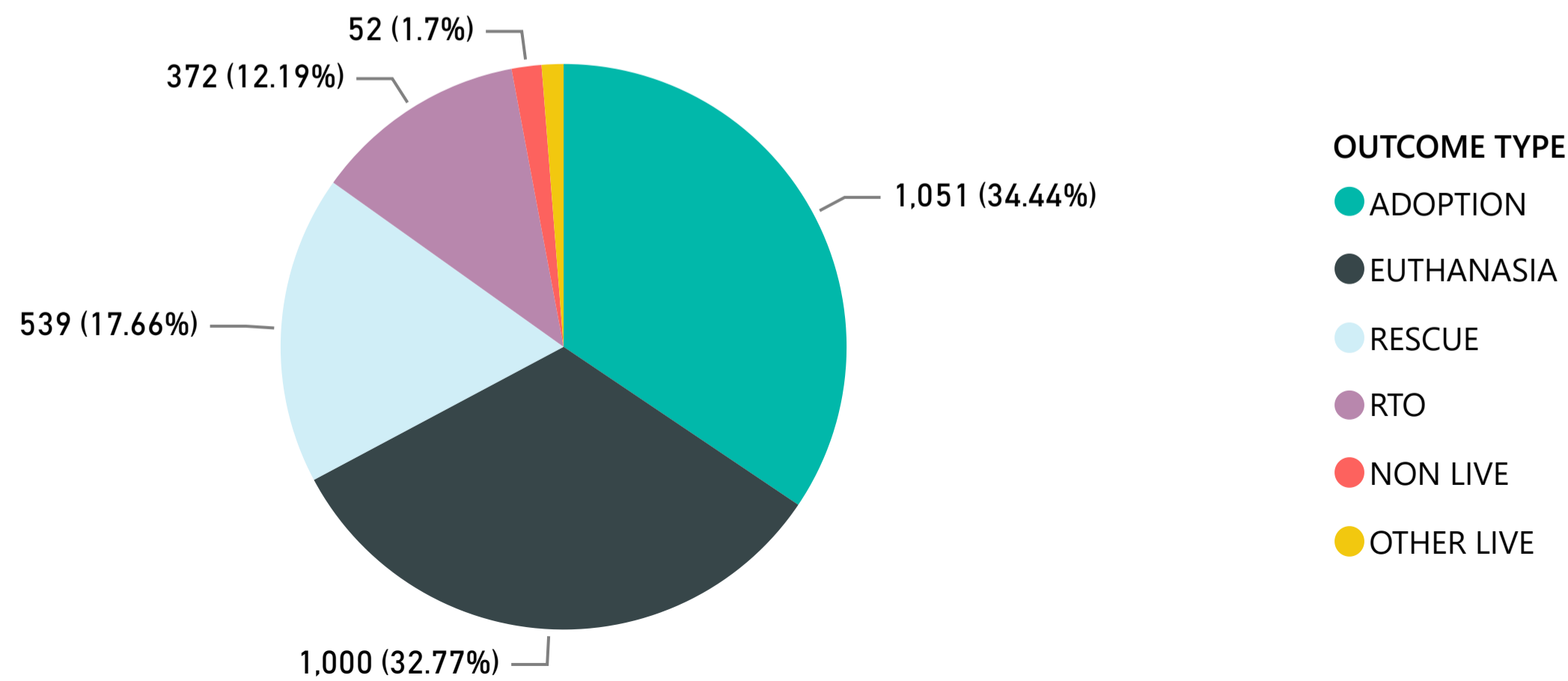
Animal Intakes

INTAKE TYPE	CATS	DOGS	OTHER	Total
STRAY	940	888	688	2,516
OWNER SUR	75	340	40	455
OTHER	59	133	39	231
Total	1,074	1,361	767	3,202

"OTHER ANIMALS INCLUDE: Rabbits, Livestock, Reptiles, Birds and All other Animals

Outcome Fiscal Year

2020-2021



Animal Outcomes

OUTCOME TYPE	CATS	DOGS	OTHER	Total
ADOPTION	488	482	80	1,050
RTO	20	349	3	372
RESCUE	212	294	33	539
OTHER LIVE			38	38
EUTHANASIA	316	150	534	1,000
NON LIVE	30	7	15	52
Total	1,066	1,282	703	3,051



County of Los Angeles Animal Care and Control



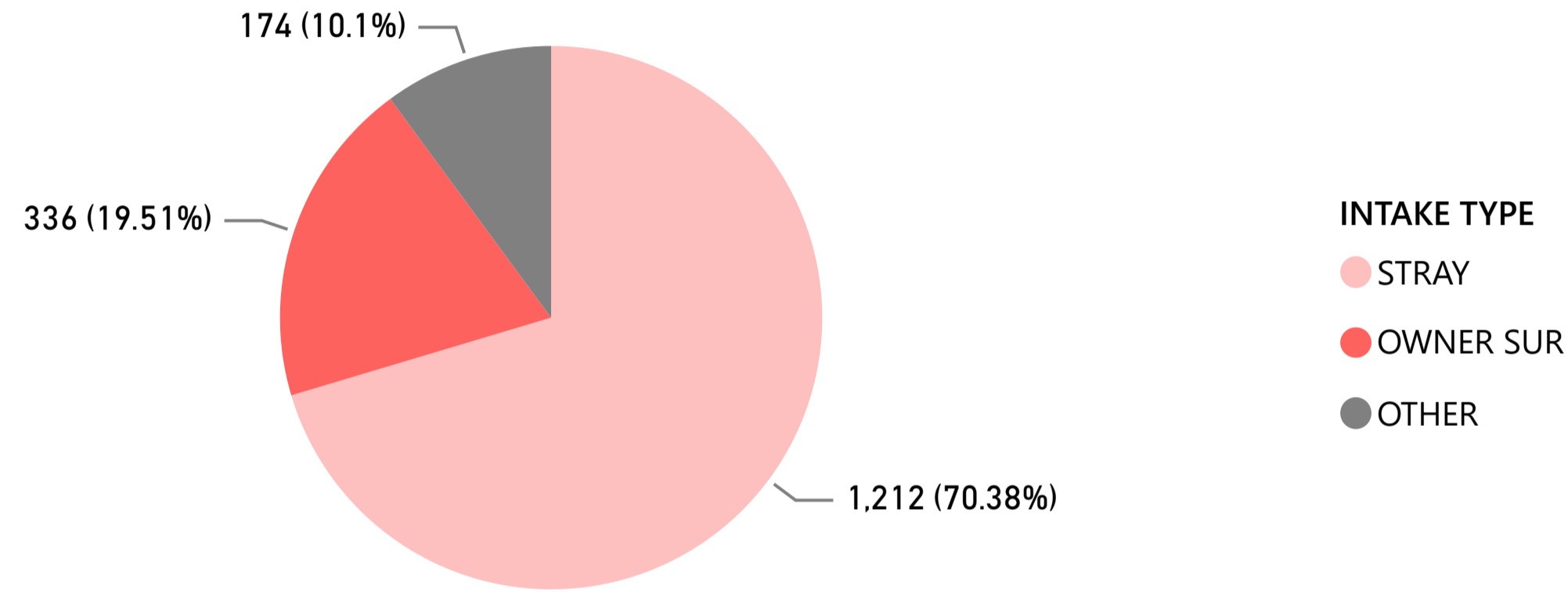
ACC

Castaic

Paw Status Fiscal Year to Date: 07/01/2020 through 06/30/2021

Intake Fiscal Year

2020-2021



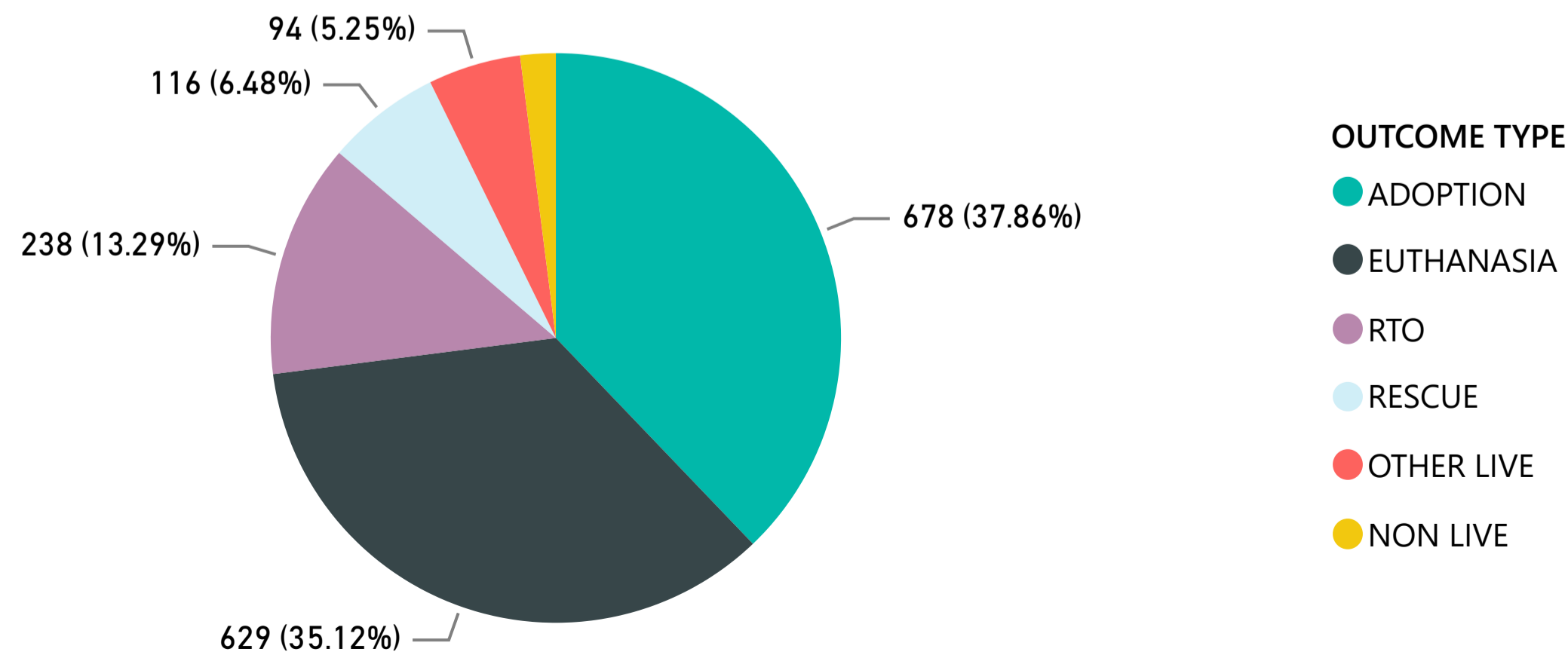
Animal Intakes

INTAKE TYPE	CATS	DOGS	OTHER	Total
STRAY	172	327	713	1,212
OWNER SUR	89	166	81	336
OTHER	24	123	27	174
Total	285	616	821	1,722

"OTHER ANIMALS INCLUDE: Rabbits, Livestock, Reptiles, Birds and All other Animals

Outcome Fiscal Year

2020-2021



Animal Outcomes

OUTCOME TYPE	CATS	DOGS	OTHER	Total
ADOPTION	245	308	125	678
RTO	12	217	9	238
RESCUE	10	72	34	116
OTHER LIVE			94	94
EUTHANASIA	49	53	527	629
NON LIVE	8	3	25	36
Total	324	653	814	1,791



County of Los Angeles Animal Care and Control



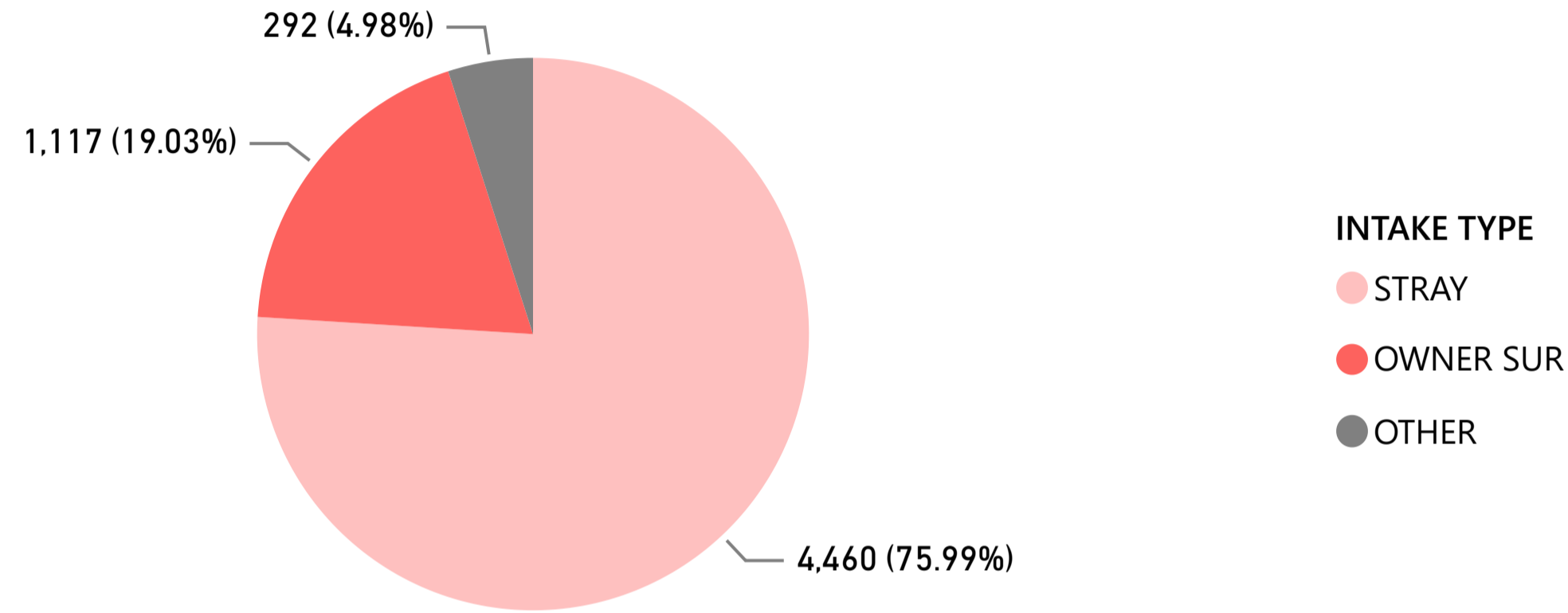
ACC

Downney

Paw Status Fiscal Year to Date: 07/01/2020 through 06/30/2021

Intake Fiscal Year

2020-2021



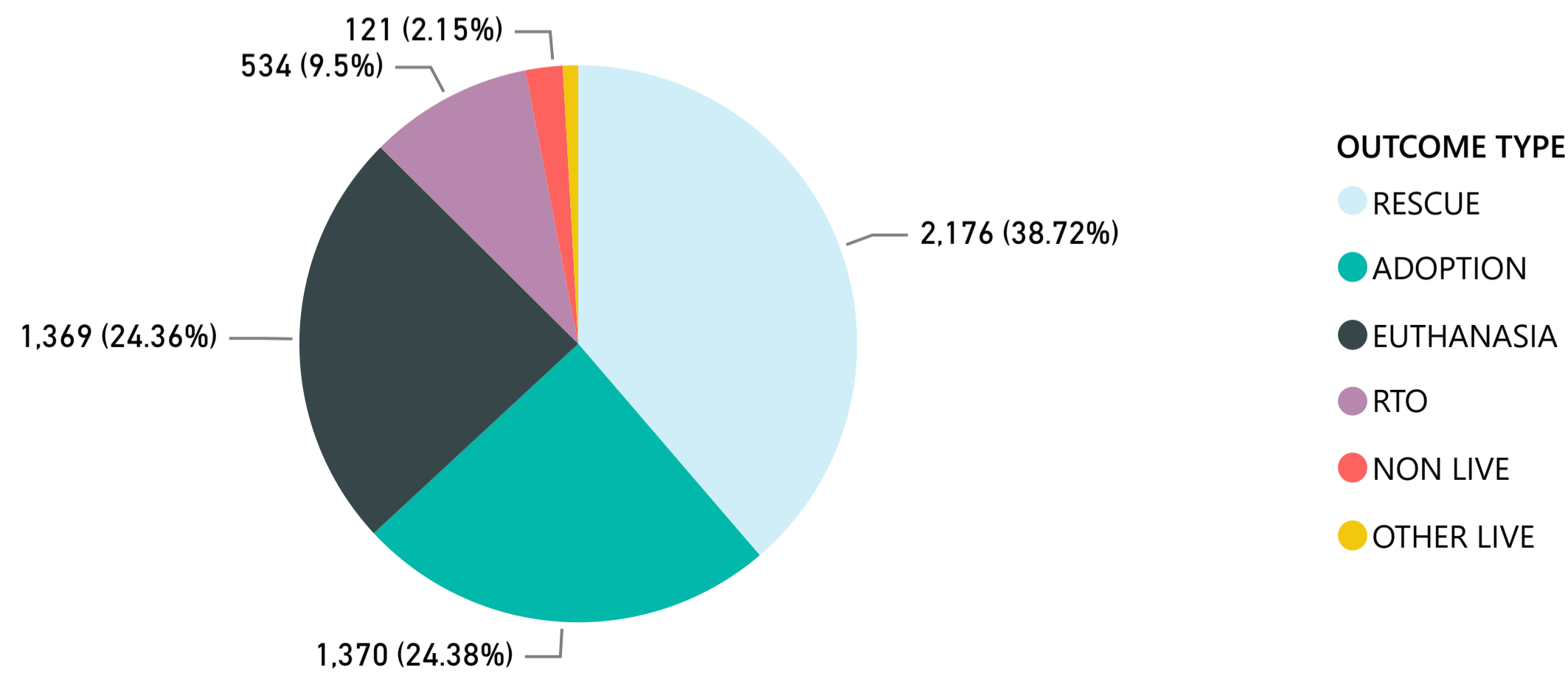
Animal Intakes

INTAKE TYPE	CATS	DOGS	OTHER	Total
STRAY	1,904	1,769	786	4,459
OWNER SUR	200	826	90	1,116
OTHER	30	139	123	292
Total	2,134	2,734	999	5,867

"OTHER ANIMALS INCLUDE: Rabbits, Livestock, Reptiles, Birds and All other Animals

Outcome Fiscal Year

2020-2021



Animal Outcomes

OUTCOME TYPE	CATS	DOGS	OTHER	Total
ADOPTION	314	936	120	1,370
RTO	11	518	5	534
RESCUE	1,237	717	222	2,176
OTHER LIVE			50	50
EUTHANASIA	541	398	428	1,367
NON LIVE	47	29	45	121
Total	2,150	2,598	870	5,618



County of Los Angeles Animal Care and Control



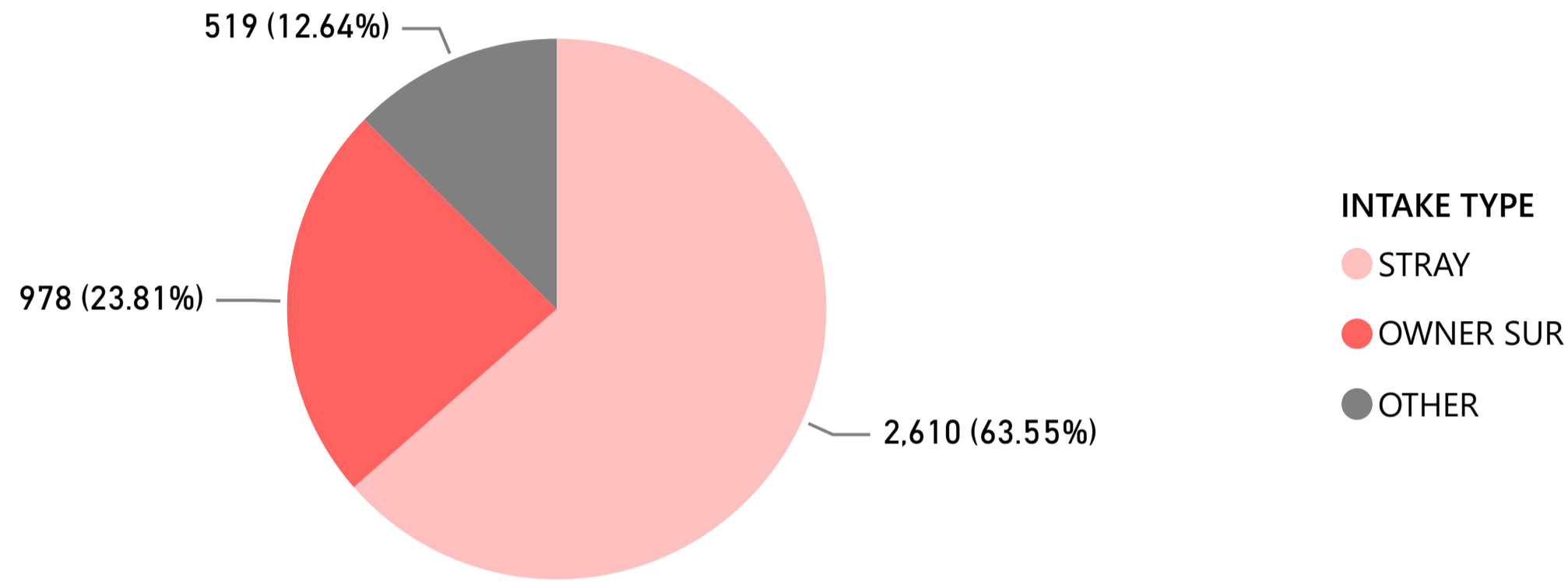
ACC

Lancaster

Paw Status Fiscal Year to Date: 07/01/2020 through 06/30/2021

Intake Fiscal Year

2020-2021



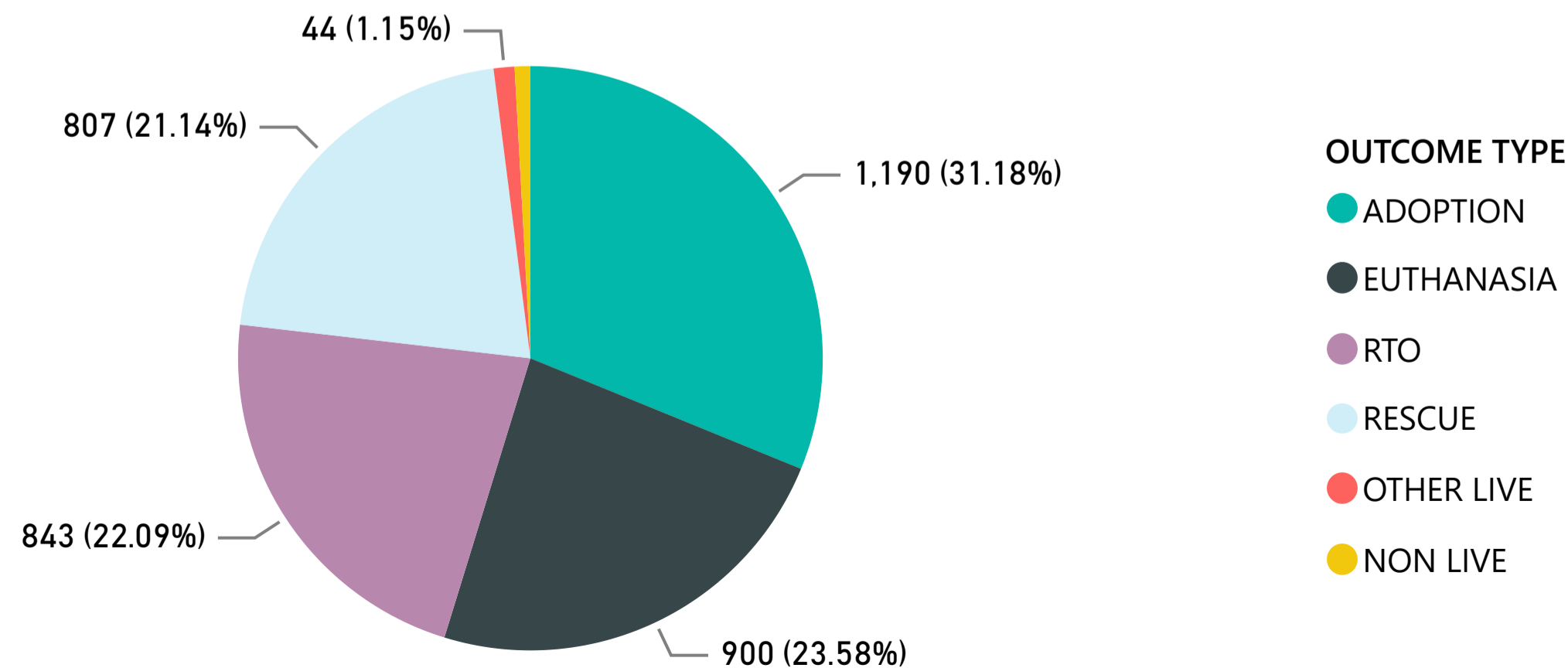
Animal Intakes

INTAKE TYPE	CATS	DOGS	OTHER	Total
STRAY	805	1,493	311	2,609
OWNER SUR	256	596	126	978
OTHER	42	156	321	519
Total	1,103	2,245	758	4,106

"OTHER ANIMALS INCLUDE: Rabbits, Livestock, Reptiles, Birds and All other Animals

Outcome Fiscal Year

2020-2021



Animal Outcomes

OUTCOME TYPE	CATS	DOGS	OTHER	Total
ADOPTION	343	729	118	1,190
RTO	23	524	296	843
RESCUE	155	639	13	807
OTHER LIVE			44	44
EUTHANASIA	489	190	221	900
NON LIVE	13	14	6	33
Total	1,023	2,096	698	3,817



County of Los Angeles Animal Care and Control



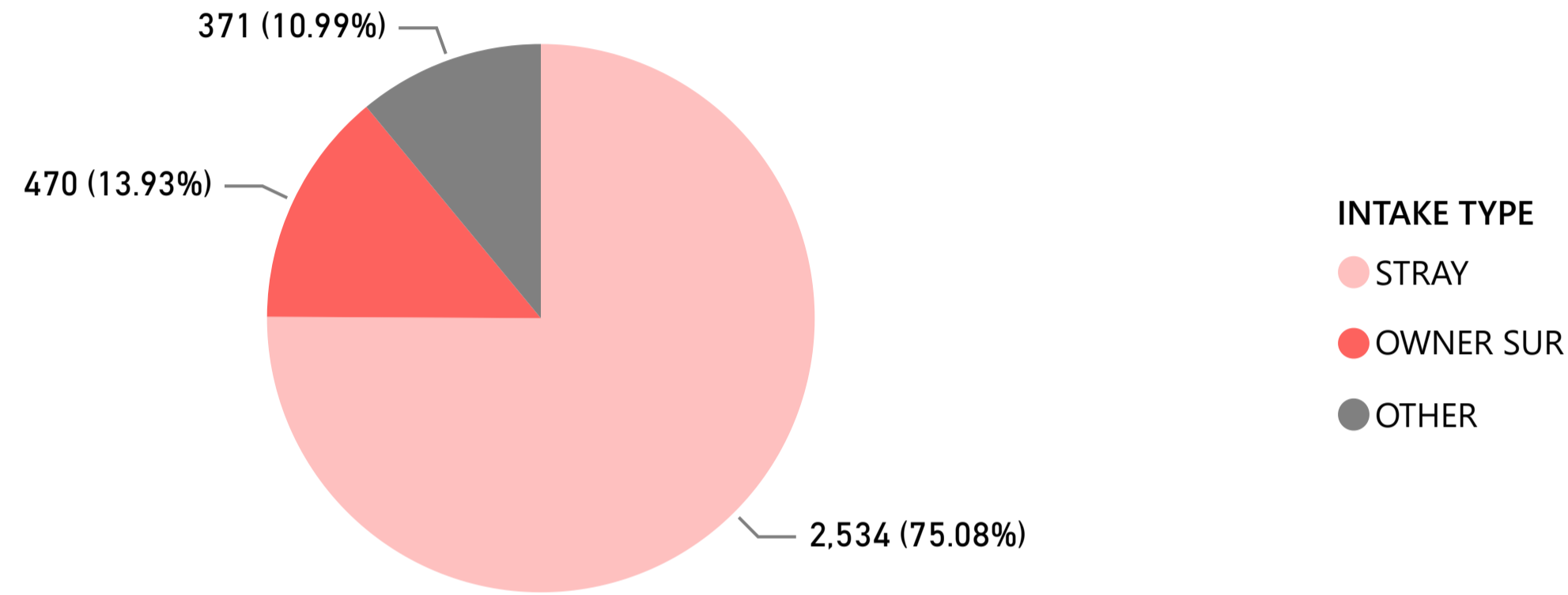
ACC

Palmdale

Paw Status Fiscal Year to Date: 07/01/2020 through 06/30/2021

Intake Fiscal Year

2020-2021



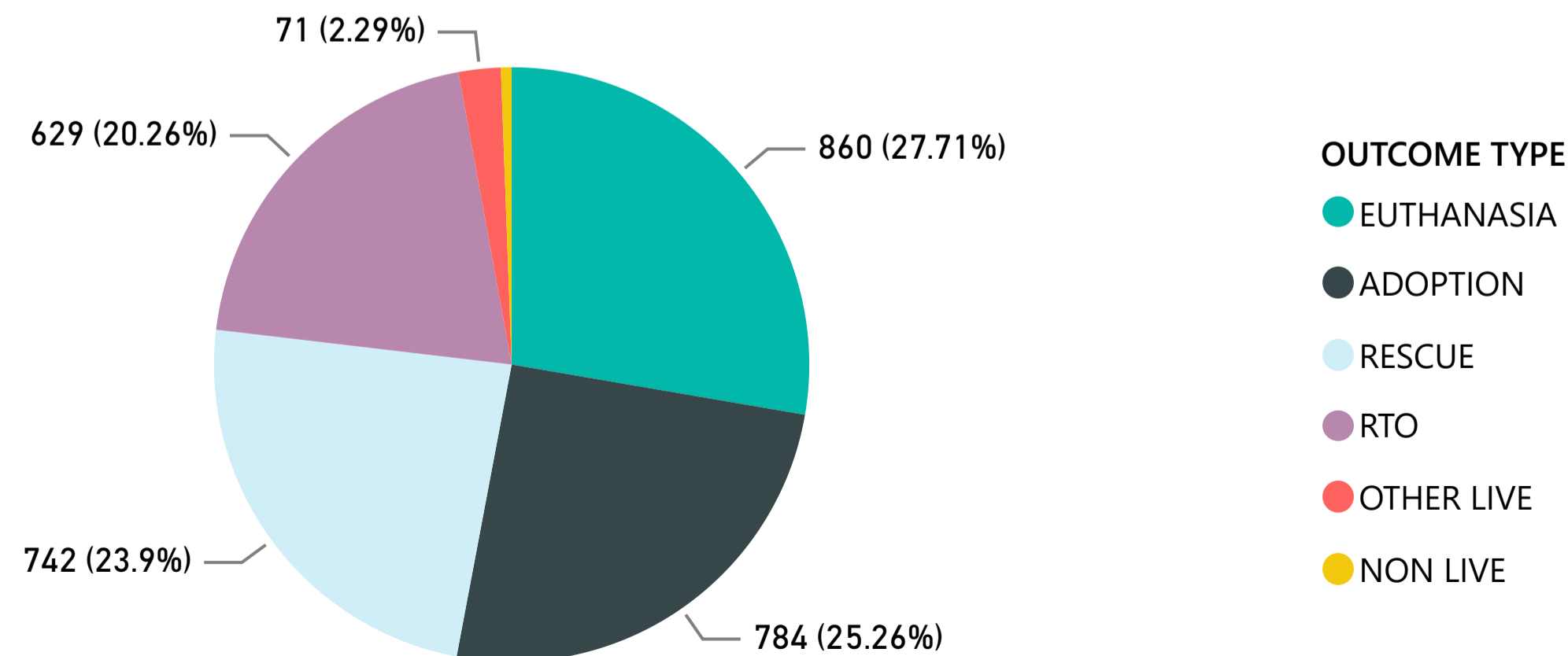
Animal Intakes

INTAKE TYPE	CATS	DOGS	OTHER	Total
STRAY	686	1,567	280	2,533
OWNER SUR	79	355	36	470
OTHER	47	239	85	371
Total	812	2,161	401	3,374

"OTHER ANIMALS INCLUDE: Rabbits, Livestock, Reptiles, Birds and All other Animals

Outcome Fiscal Year

2020-2021



Animal Outcomes

OUTCOME TYPE	CATS	DOGS	OTHER	Total
ADOPTION	177	567	40	784
RTO	45	575	9	629
RESCUE	146	588	8	742
OTHER LIVE			71	71
EUTHANASIA	390	212	258	860
NON LIVE	6	4	8	18
Total	764	1,946	394	3,104



County of Los Angeles Animal Care and Control



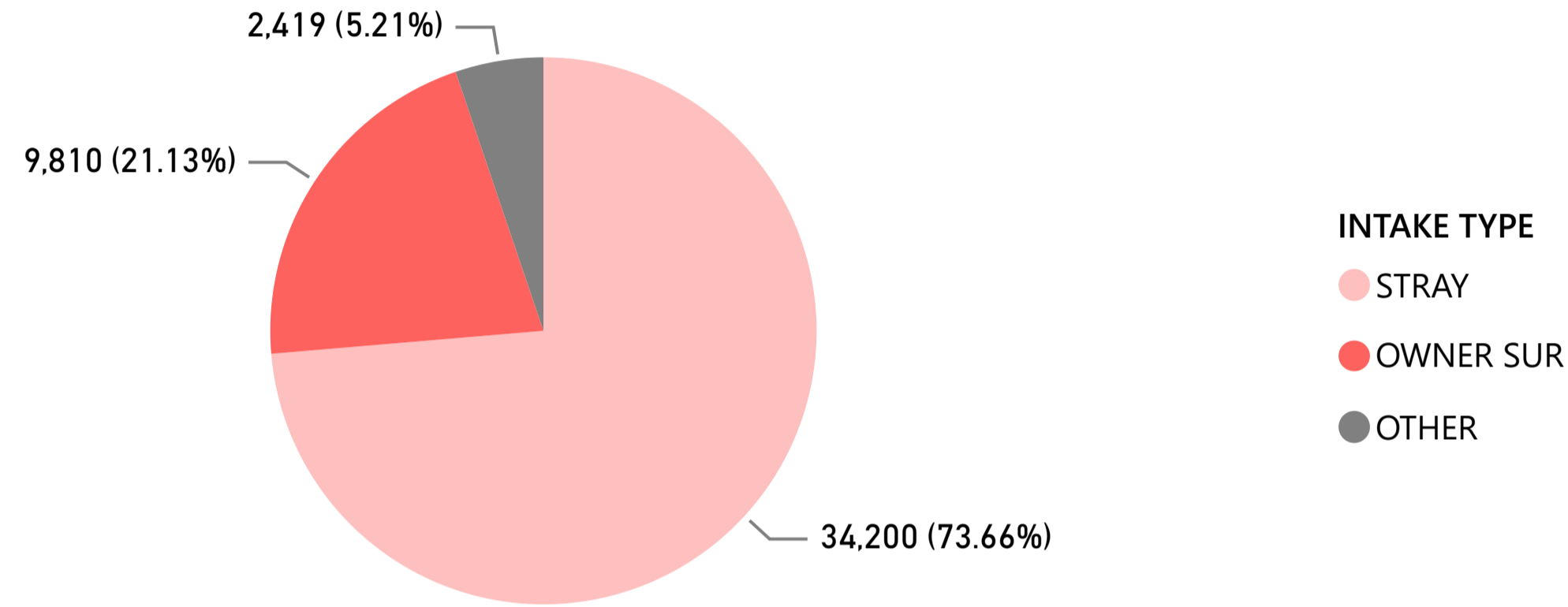
ACC

All

Paw Status Fiscal Year to Date: 07/01/2019 through 06/30/2020

Intake Fiscal Year

2019-2020



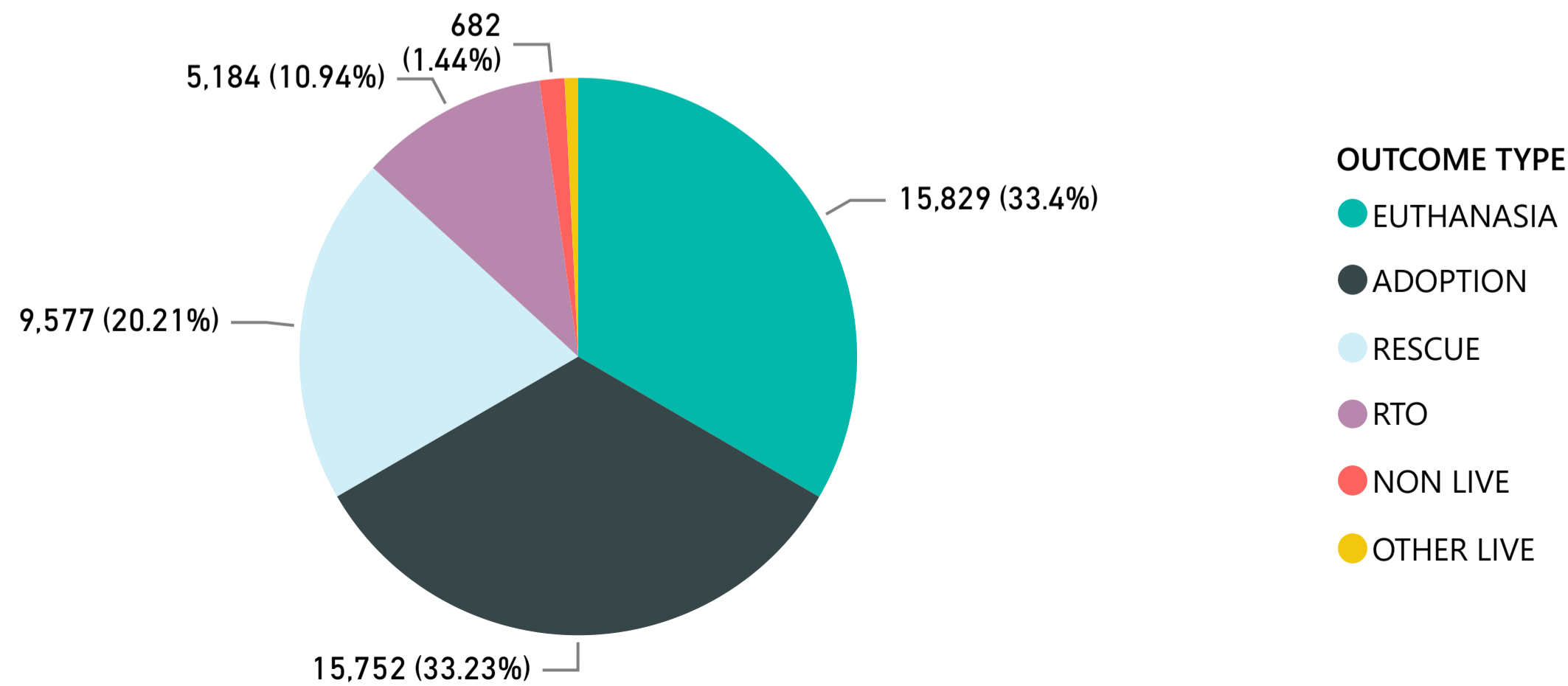
Animal Intakes

INTAKE TYPE	CATS	DOGS	OTHER	Total
STRAY	18,362	12,235	3,603	34,200
OWNER SUR	2,416	5,739	1,655	9,810
OTHER	525	1,373	521	2,419
Total	21,303	19,347	5,779	46,429

"OTHER ANIMALS INCLUDE: Rabbits, Livestock, Reptiles, Birds and All other Animals

Outcome Fiscal Year

2019-2020



Animal Outcomes

OUTCOME TYPE	CATS	DOGS	OTHER	Total
ADOPTION	6,403	8,534	815	15,752
RTO	343	4,451	390	5,184
RESCUE	4,896	4,156	525	9,577
OTHER LIVE	4		368	372
EUTHANASIA	9,945	2,370	3,514	15,829
NON LIVE	414	130	138	682
Total	22,005	19,641	5,750	47,396



County of Los Angeles Animal Care and Control



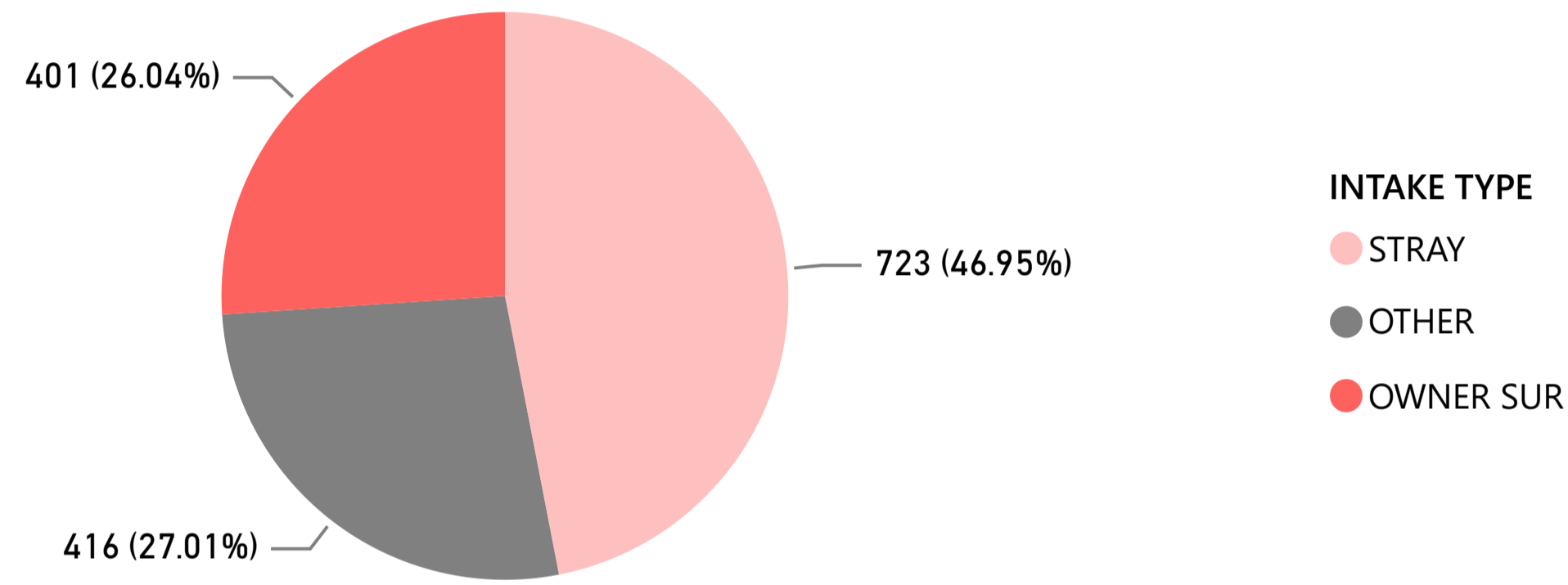
ACC

Agoura

Paw Status Fiscal Year to Date: 07/01/2019 through 06/30/2020

Intake Fiscal Year

2019-2020



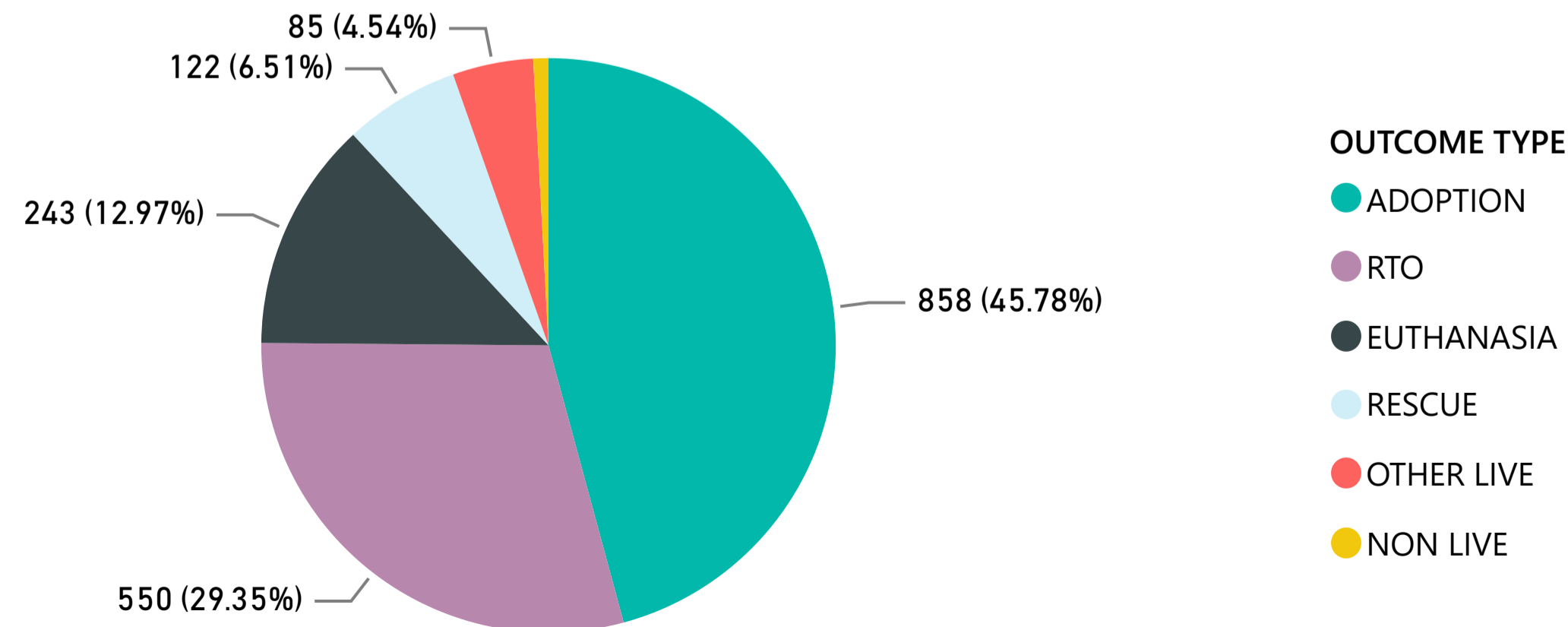
Animal Intakes

INTAKE TYPE	CATS	DOGS	OTHER	Total
STRAY	158	241	324	723
OTHER	30	96	290	416
OWNER SUR	161	161	79	401
Total	349	498	693	1,540

"OTHER ANIMALS INCLUDE: Rabbits, Livestock, Reptiles, Birds and All other Animals

Outcome Fiscal Year

2019-2020



Animal Outcomes

OUTCOME TYPE	CATS	DOGS	OTHER	Total
ADOPTION	361	418	79	858
RTO	28	222	300	550
RESCUE	4	32	86	122
OTHER LIVE			85	85
EUTHANASIA	52	43	148	243
NON LIVE	6		10	16
Total	451	715	708	1,874



County of Los Angeles Animal Care and Control



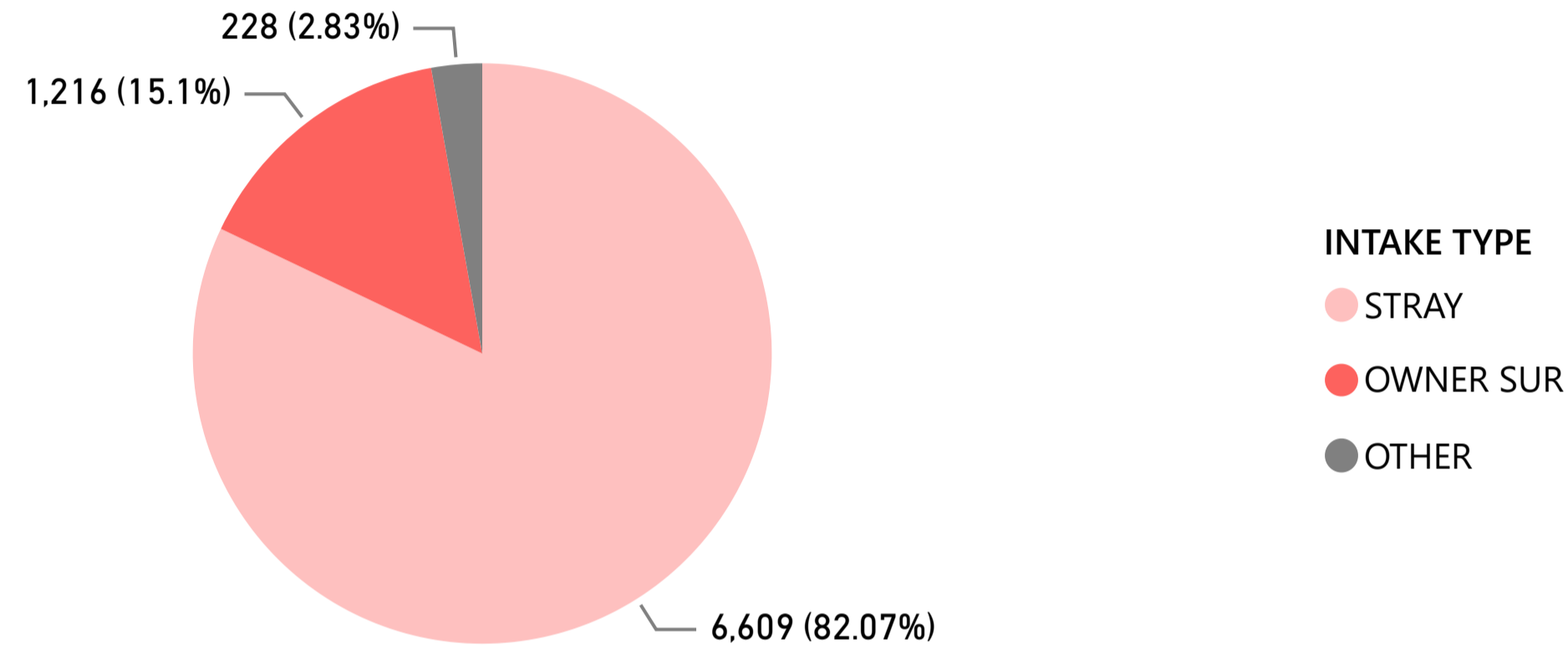
ACC

Baldwin Park

Paw Status Fiscal Year to Date: 07/01/2019 through 06/30/2020

Intake Fiscal Year

2019-2020



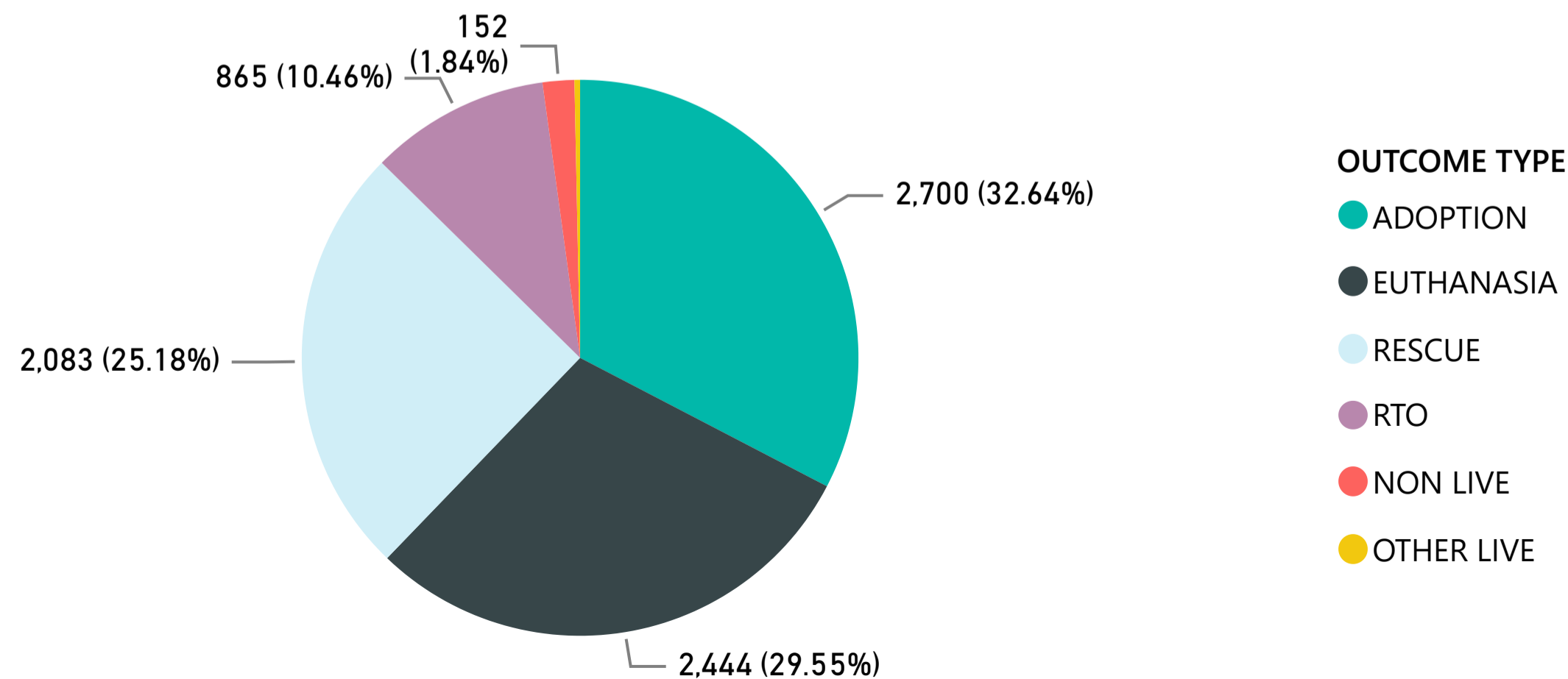
Animal Intakes

INTAKE TYPE	CATS	DOGS	OTHER	Total
STRAY	3,986	2,041	582	6,609
OWNER SUR	281	840	95	1,216
OTHER	60	159	9	228
Total	4,327	3,040	686	8,053

"OTHER ANIMALS INCLUDE: Rabbits, Livestock, Reptiles, Birds and All other Animals

Outcome Fiscal Year

2019-2020



Animal Outcomes

OUTCOME TYPE	CATS	DOGS	OTHER	Total
ADOPTION	1,230	1,340	130	2,700
RTO	49	810	6	865
RESCUE	1,279	706	98	2,083
OTHER LIVE			27	27
EUTHANASIA	1,786	277	381	2,444
NON LIVE	107	19	26	152
Total	4,451	3,152	668	8,271



County of Los Angeles Animal Care and Control



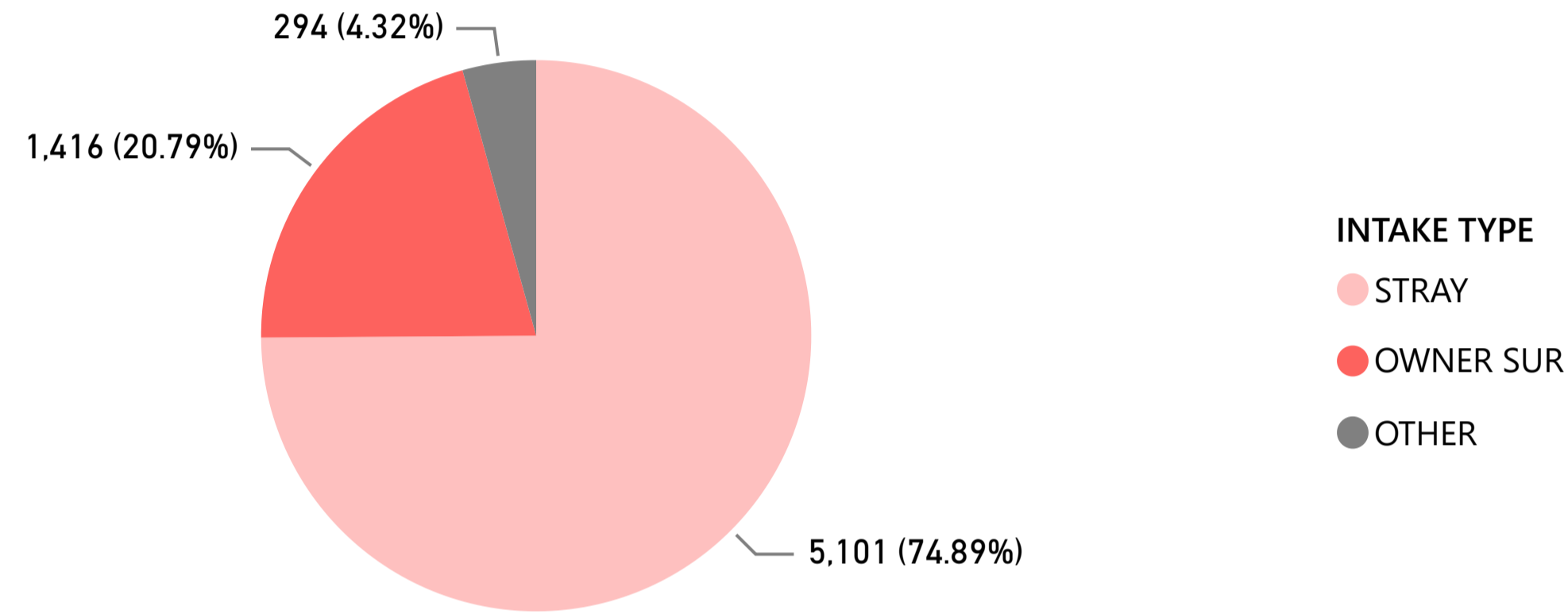
ACC

Carson

Paw Status Fiscal Year to Date: 07/01/2019 through 06/30/2020

Intake Fiscal Year

2019-2020



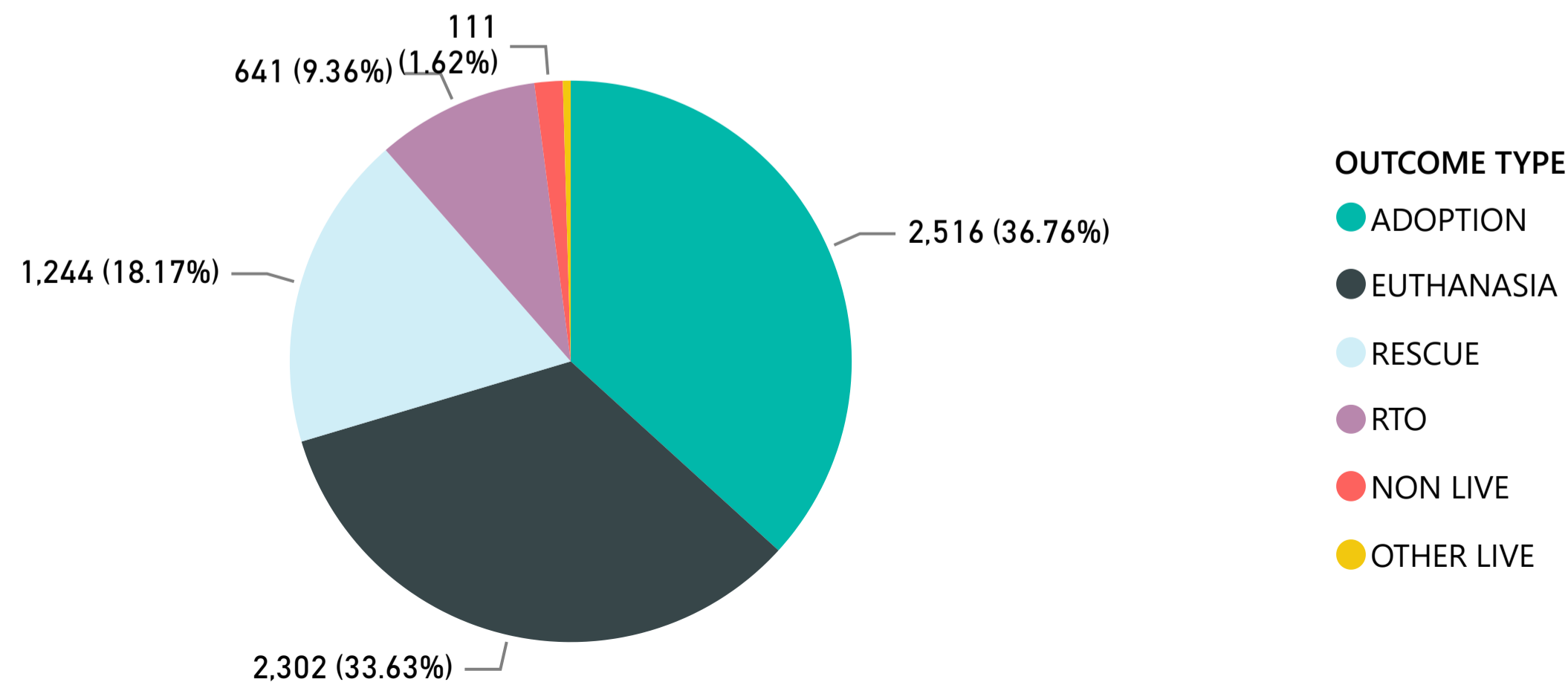
Animal Intakes

INTAKE TYPE	CATS	DOGS	OTHER	Total
STRAY	2,808	1,621	672	5,101
OWNER SUR	422	910	84	1,416
OTHER	88	204	2	294
Total	3,318	2,735	758	6,811

"OTHER ANIMALS INCLUDE: Rabbits, Livestock, Reptiles, Birds and All other Animals

Outcome Fiscal Year

2019-2020



Animal Outcomes

OUTCOME TYPE	CATS	DOGS	OTHER	Total
ADOPTION	1,138	1,262	116	2,516
RTO	37	601	3	641
RESCUE	572	608	64	1,244
OTHER LIVE			31	31
EUTHANASIA	1,533	251	518	2,302
NON LIVE	71	22	18	111
Total	3,351	2,744	750	6,845



County of Los Angeles Animal Care and Control



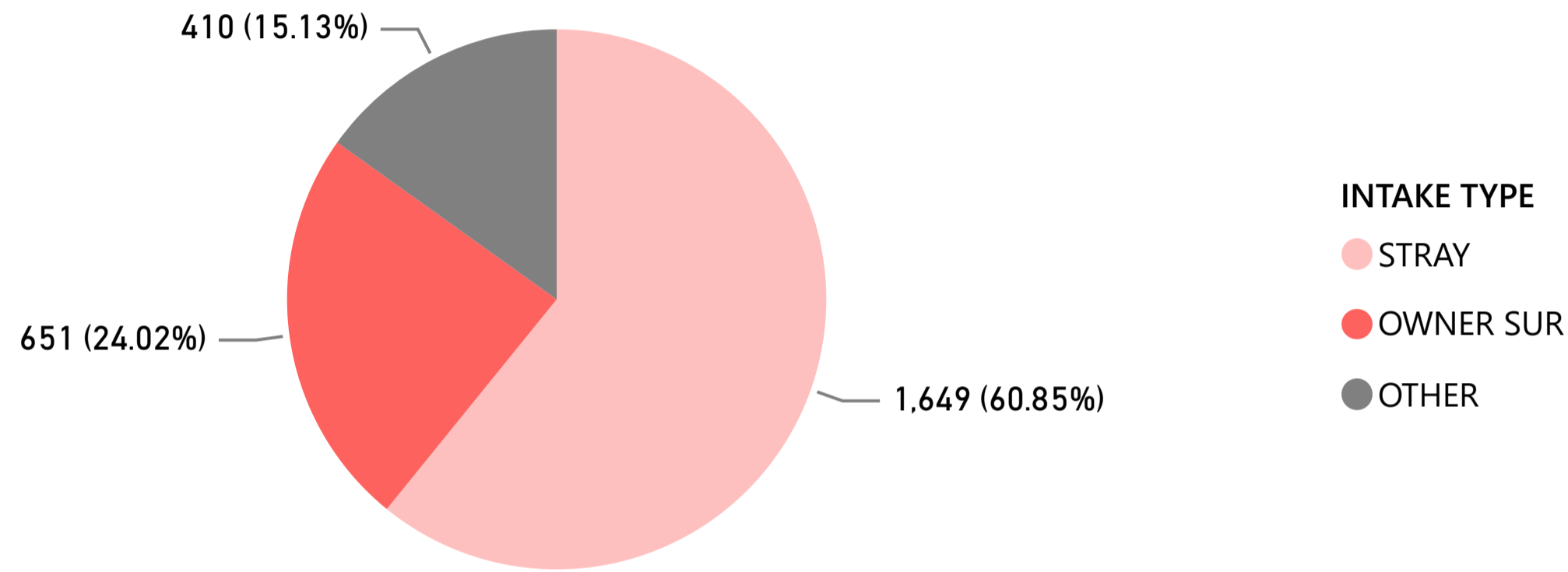
ACC

Castaic

Paw Status Fiscal Year to Date: 07/01/2019 through 06/30/2020

Intake Fiscal Year

2019-2020



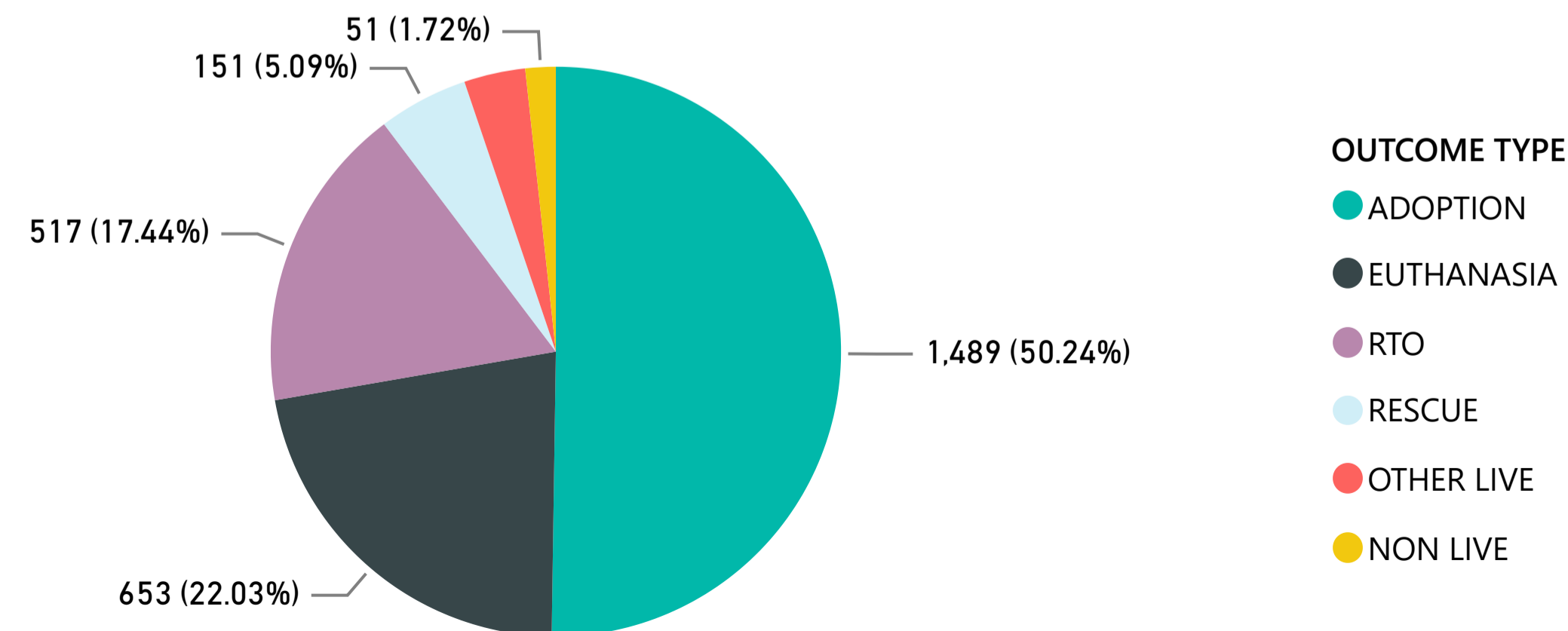
Animal Intakes

INTAKE TYPE	CATS	DOGS	OTHER	Total
STRAY	538	569	542	1,649
OWNER SUR	226	261	164	651
OTHER	131	246	33	410
Total	895	1,076	739	2,710

"OTHER ANIMALS INCLUDE: Rabbits, Livestock, Reptiles, Birds and All other Animals

Outcome Fiscal Year

2019-2020



Animal Outcomes

OUTCOME TYPE	CATS	DOGS	OTHER	Total
ADOPTION	655	680	154	1,489
RTO	74	404	39	517
RESCUE	15	98	38	151
OTHER LIVE			103	103
EUTHANASIA	206	71	376	653
NON LIVE	24	1	26	51
Total	974	1,254	736	2,964



County of Los Angeles Animal Care and Control



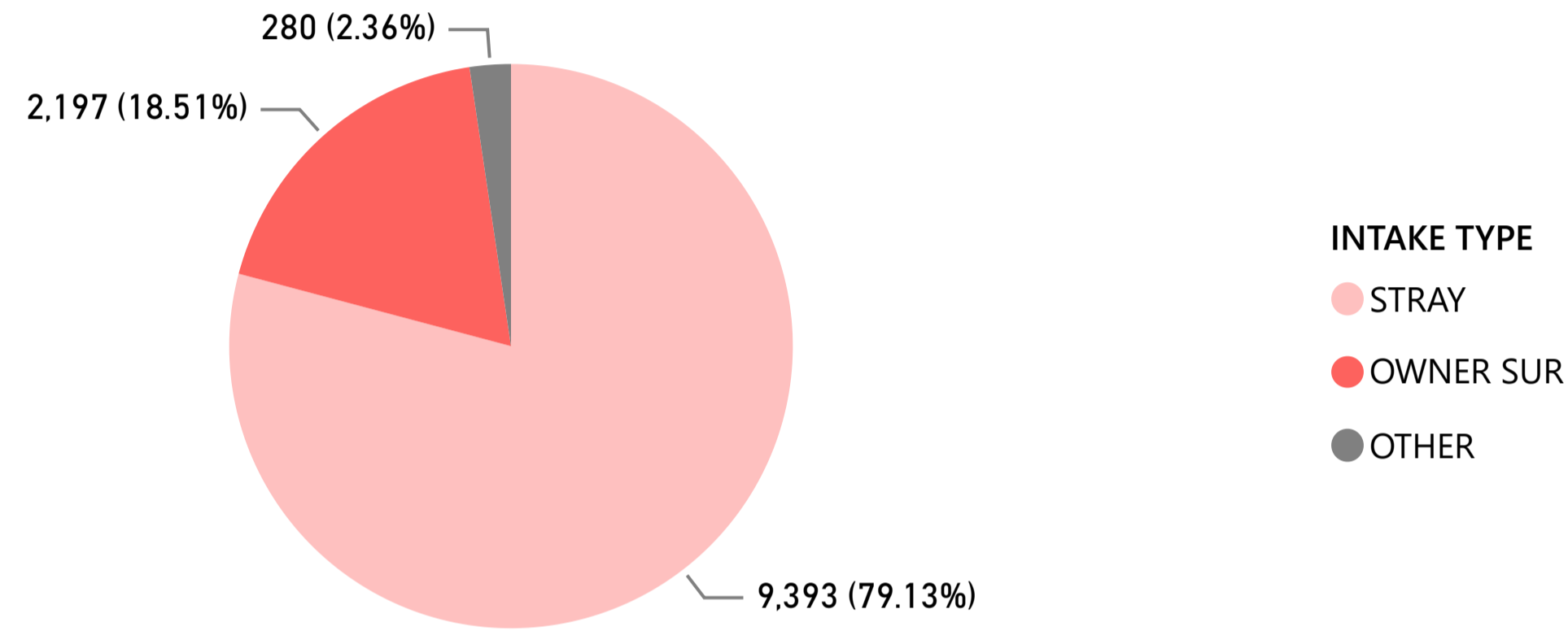
ACC

Downney

Paw Status Fiscal Year to Date: 07/01/2019 through 06/30/2020

Intake Fiscal Year

2019-2020



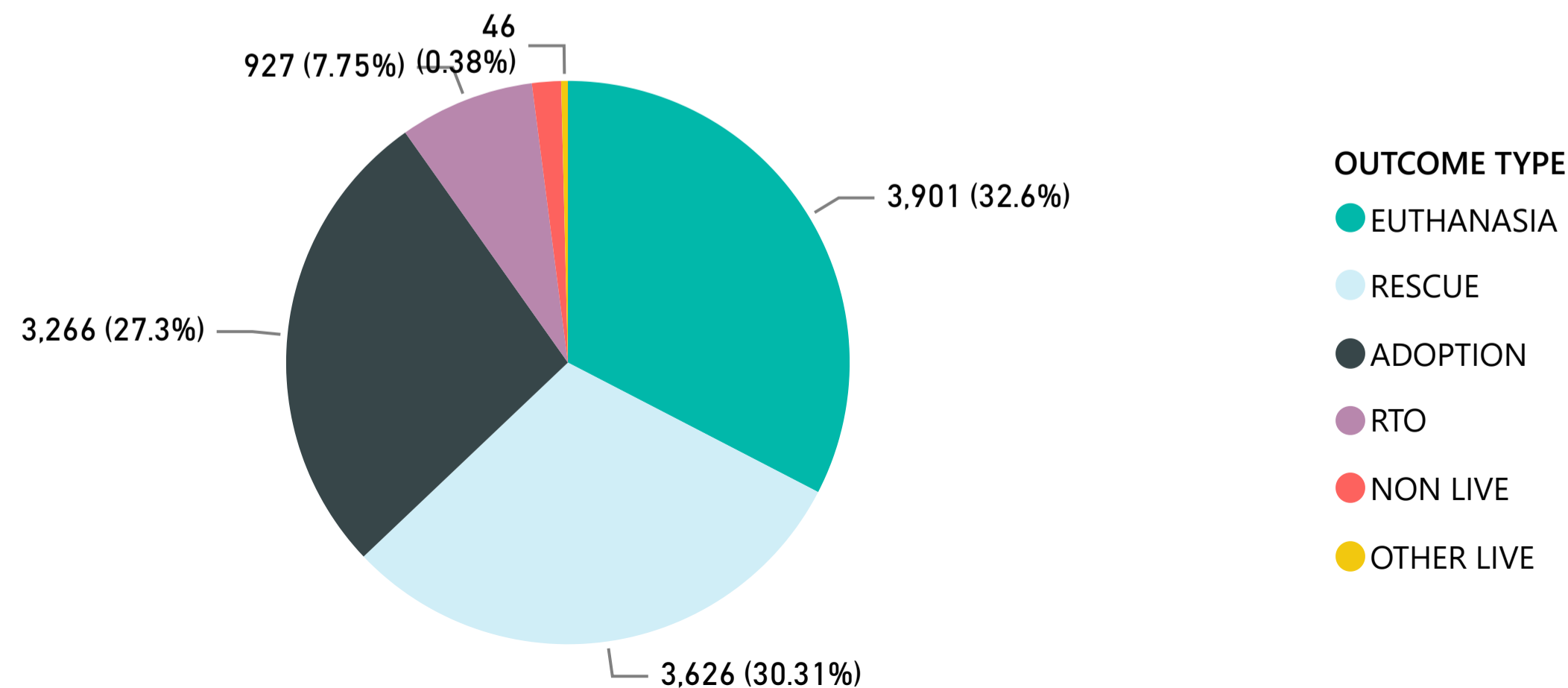
Animal Intakes

INTAKE TYPE	CATS	DOGS	OTHER	Total
STRAY	5,696	2,837	860	9,393
OWNER SUR	537	1,555	105	2,197
OTHER	75	199	6	280
Total	6,308	4,591	971	11,870

"OTHER ANIMALS INCLUDE: Rabbits, Livestock, Reptiles, Birds and All other Animals

Outcome Fiscal Year

2019-2020



Animal Outcomes

OUTCOME TYPE	CATS	DOGS	OTHER	Total
ADOPTION	1,291	1,862	113	3,266
RTO	73	848	6	927
RESCUE	2,336	1,101	189	3,626
OTHER LIVE			46	46
EUTHANASIA	2,637	702	562	3,901
NON LIVE	112	48	39	199
Total	6,449	4,561	955	11,965



County of Los Angeles Animal Care and Control



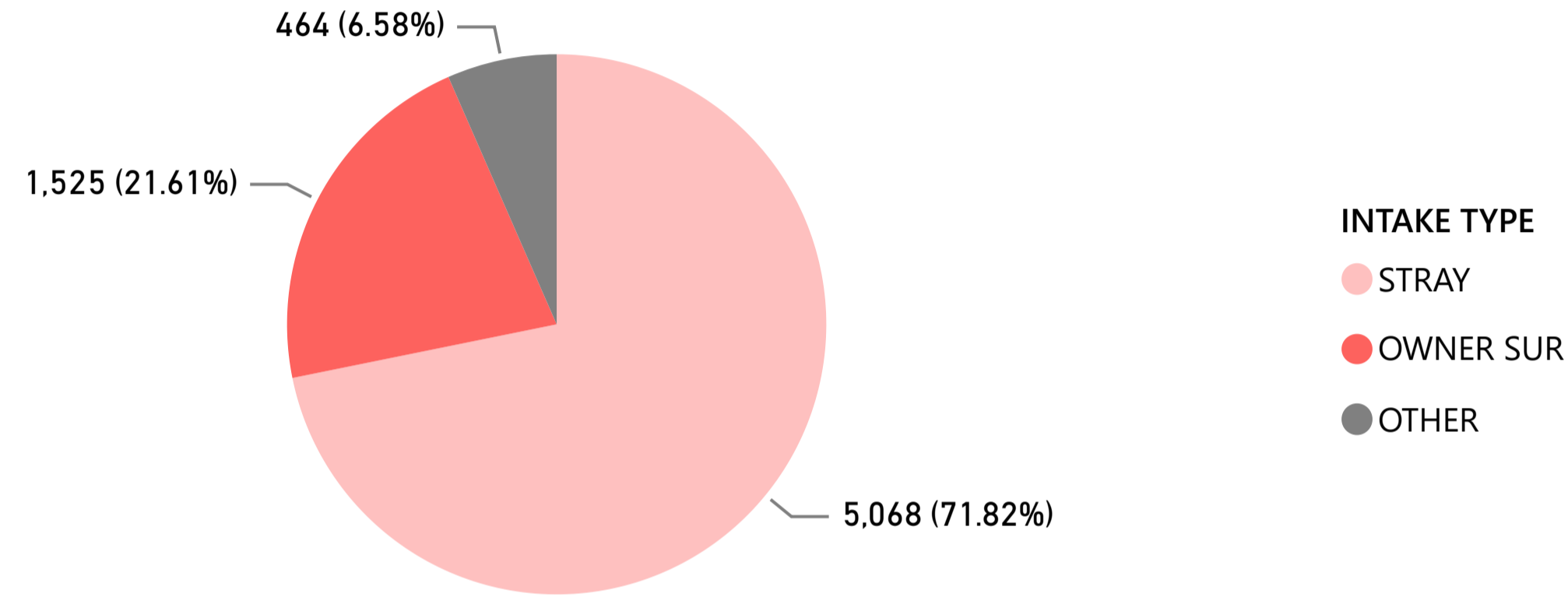
ACC

Lancaster

Paw Status Fiscal Year to Date: 07/01/2019 through 06/30/2020

Intake Fiscal Year

2019-2020



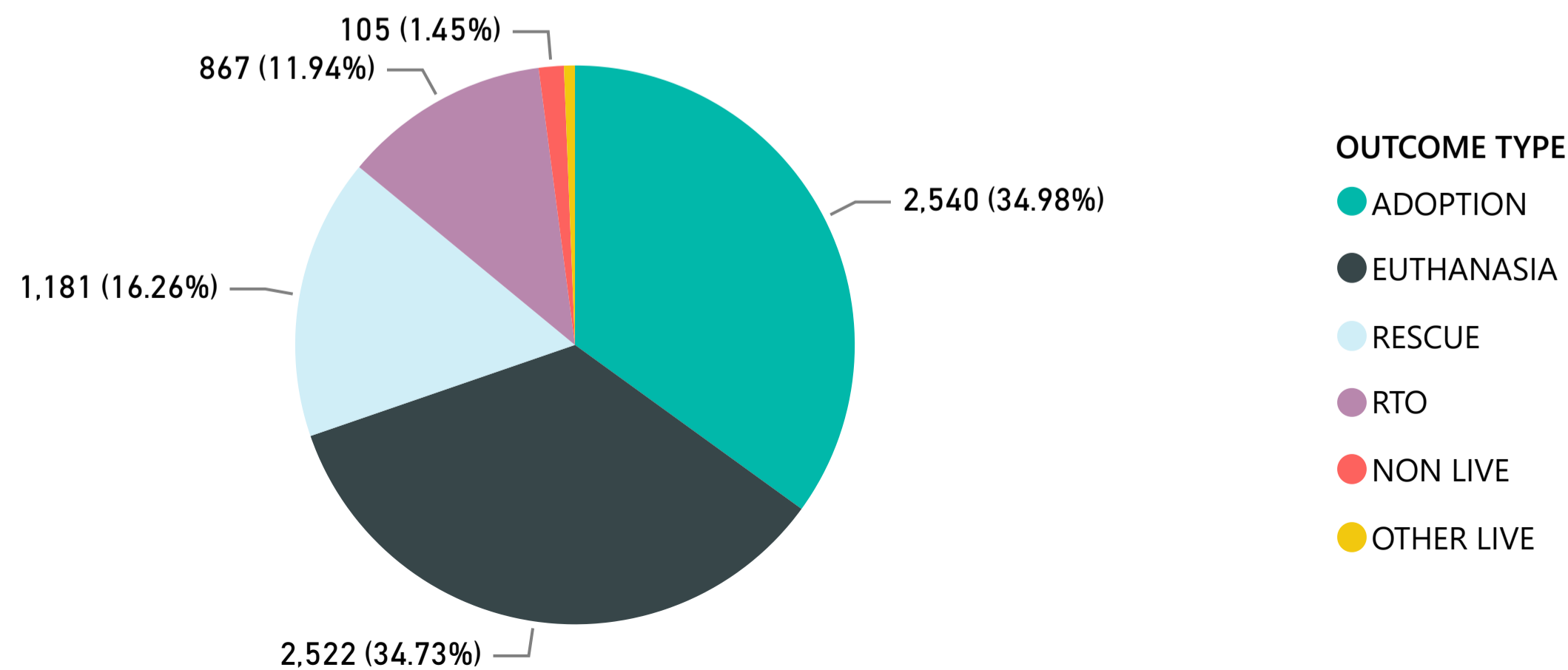
Animal Intakes

INTAKE TYPE	CATS	DOGS	OTHER	Total
STRAY	2,465	2,256	347	5,068
OWNER SUR	405	1,008	112	1,525
OTHER	73	241	150	464
Total	2,943	3,505	609	7,057

"OTHER ANIMALS INCLUDE: Rabbits, Livestock, Reptiles, Birds and All other Animals

Outcome Fiscal Year

2019-2020



Animal Outcomes

OUTCOME TYPE	CATS	DOGS	OTHER	Total
ADOPTION	876	1,557	107	2,540
RTO	38	794	35	867
RESCUE	383	750	48	1,181
OTHER LIVE	4		42	46
EUTHANASIA	1,676	486	360	2,522
NON LIVE	74	24	7	105
Total	3,051	3,611	599	7,261



County of Los Angeles Animal Care and Control



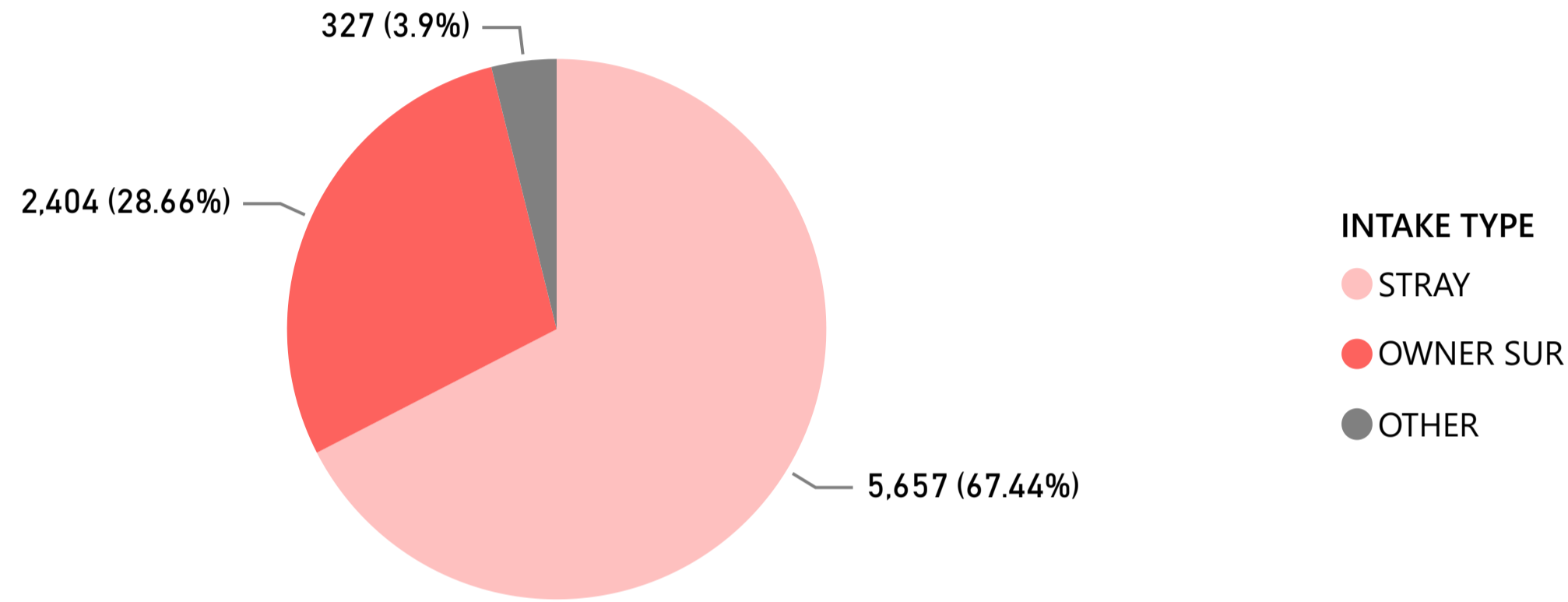
ACC

Palmdale

Paw Status Fiscal Year to Date: 07/01/2019 through 06/30/2020

Intake Fiscal Year

2019-2020



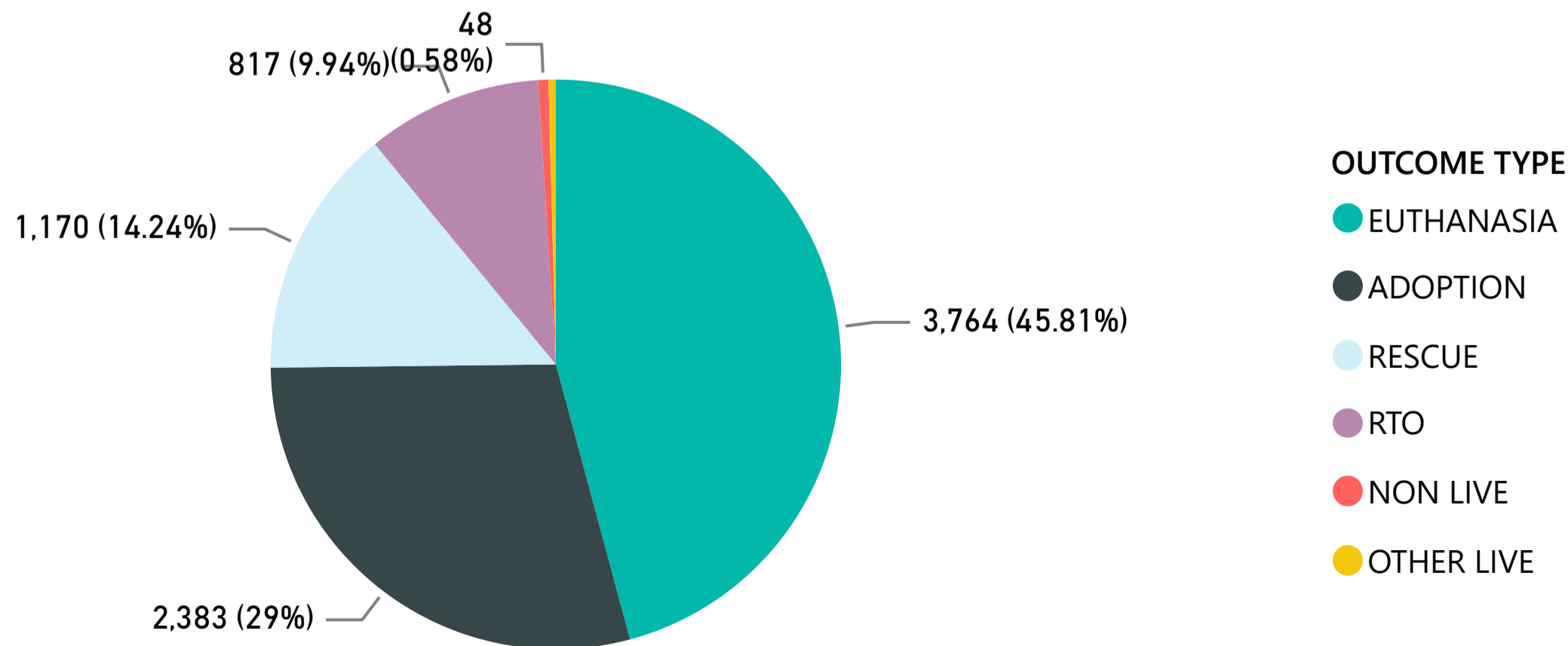
Animal Intakes

INTAKE TYPE	CATS	DOGS	OTHER	Total
STRAY	2,711	2,670	276	5,657
OWNER SUR	384	1,004	1,016	2,404
OTHER	68	228	31	327
Total	3,163	3,902	1,323	8,388

"OTHER ANIMALS INCLUDE: Rabbits, Livestock, Reptiles, Birds and All other Animals

Outcome Fiscal Year

2019-2020



Animal Outcomes

OUTCOME TYPE	CATS	DOGS	OTHER	Total
ADOPTION	852	1,415	116	2,383
RTO	44	772	1	817
RESCUE	307	861	2	1,170
OTHER LIVE			34	34
EUTHANASIA	2,055	540	1,169	3,764
NON LIVE	20	16	12	48
Total	3,278	3,604	1,334	8,216



County of Los Angeles Animal Care and Control



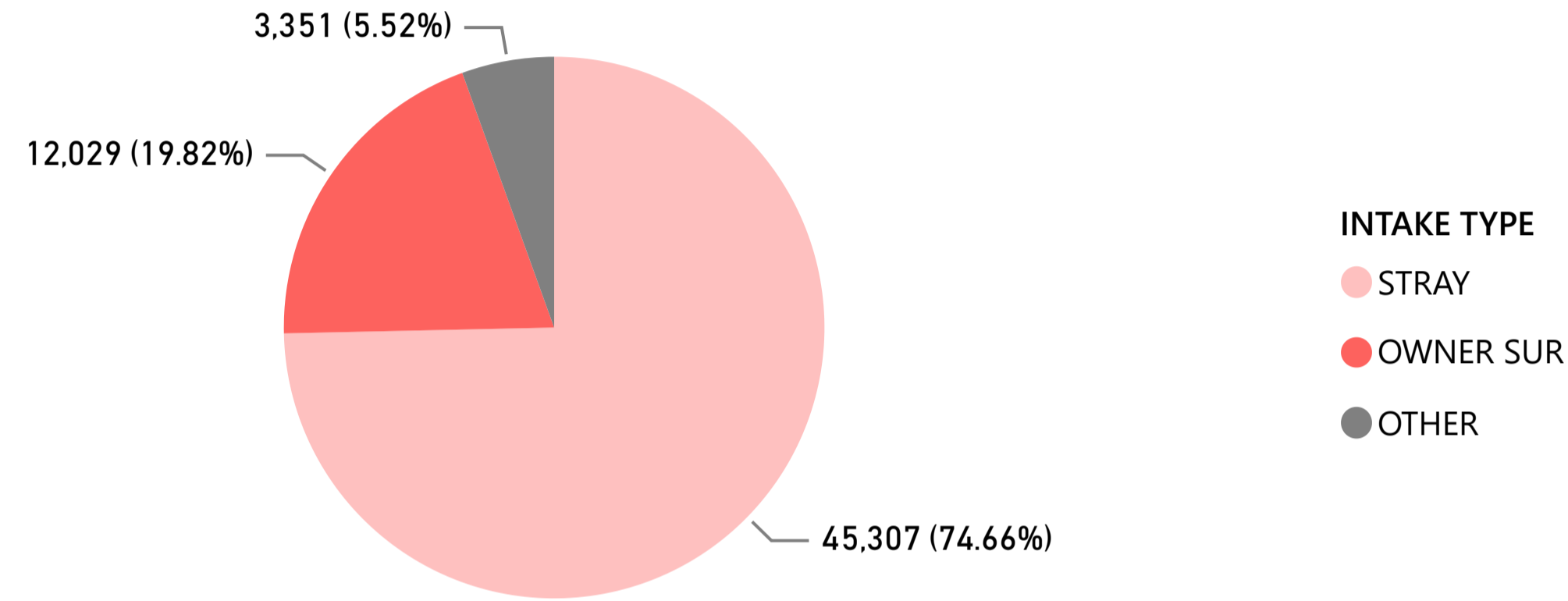
ACC

All

Paw Status Fiscal Year to Date: 07/01/2018 through 06/30/2019

Intake Fiscal Year

2018-2019



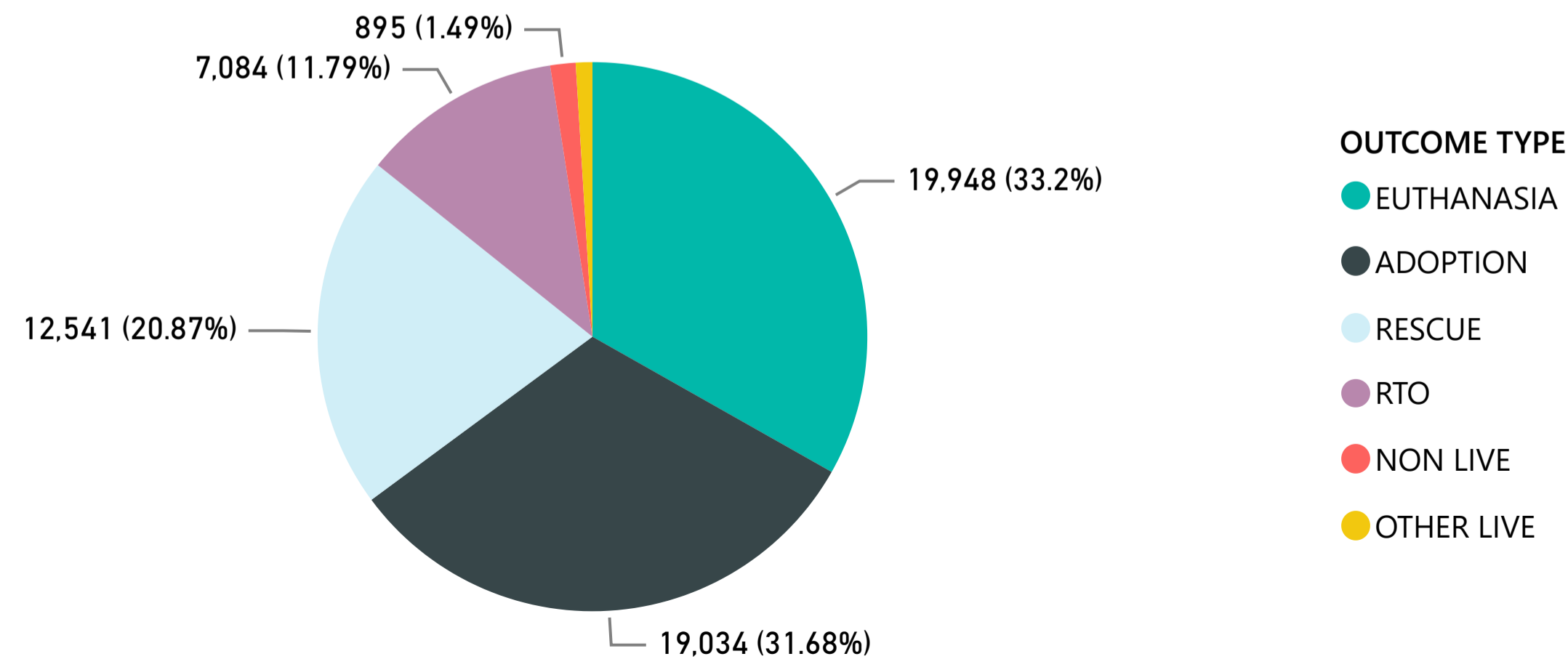
Animal Intakes

INTAKE TYPE	CATS	DOGS	OTHER	Total
STRAY	24,436	16,547	4,320	45,303
OWNER SUR	3,013	7,148	1,868	12,029
OTHER	633	1,738	980	3,351
Total	28,082	25,433	7,168	60,683

"OTHER ANIMALS INCLUDE: Rabbits, Livestock, Reptiles, Birds and All other Animals

Outcome Fiscal Year

2018-2019



Animal Outcomes

OUTCOME TYPE	CATS	DOGS	OTHER	Total
ADOPTION	7,542	10,500	992	19,034
RTO	470	5,865	749	7,084
RESCUE	6,304	5,592	645	12,541
OTHER LIVE			587	587
EUTHANASIA	13,161	2,942	3,843	19,946
NON LIVE	538	165	192	895
Total	28,015	25,064	7,008	60,087



County of Los Angeles Animal Care and Control



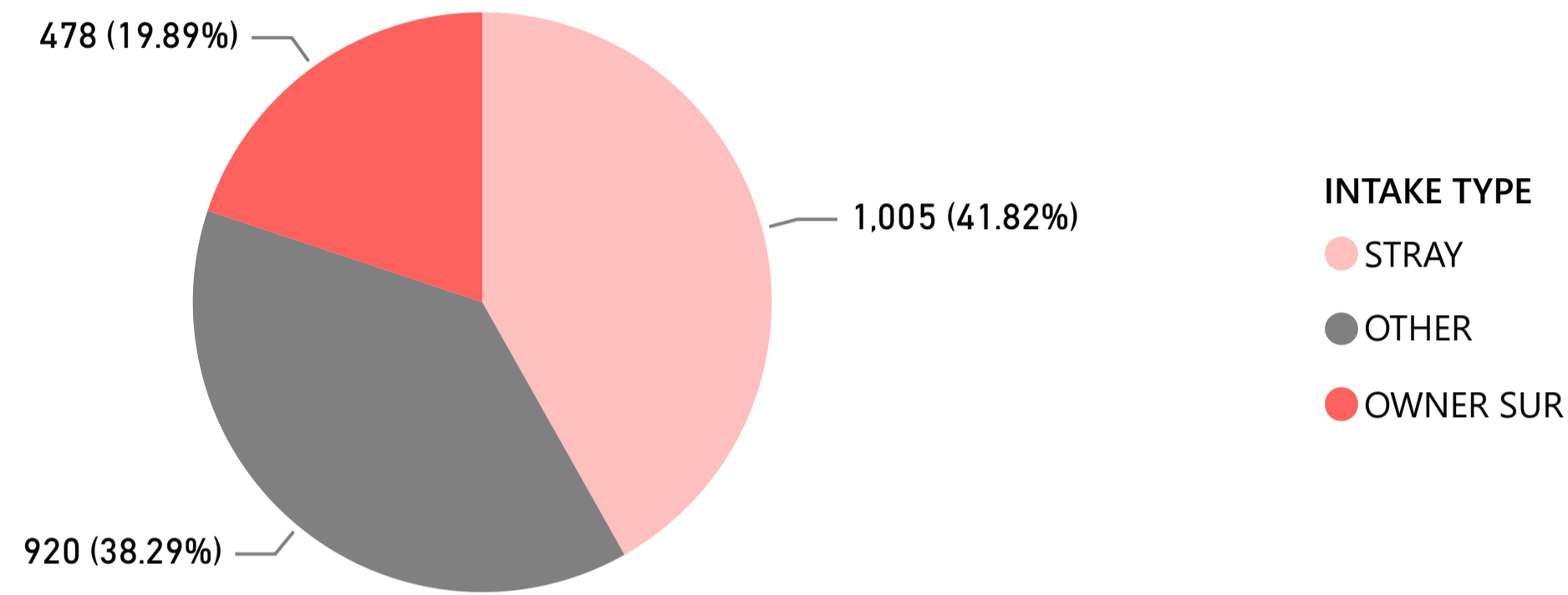
ACC

Agoura

Paw Status Fiscal Year to Date: 07/01/2018 through 06/30/2019

Intake Fiscal Year

2018-2019



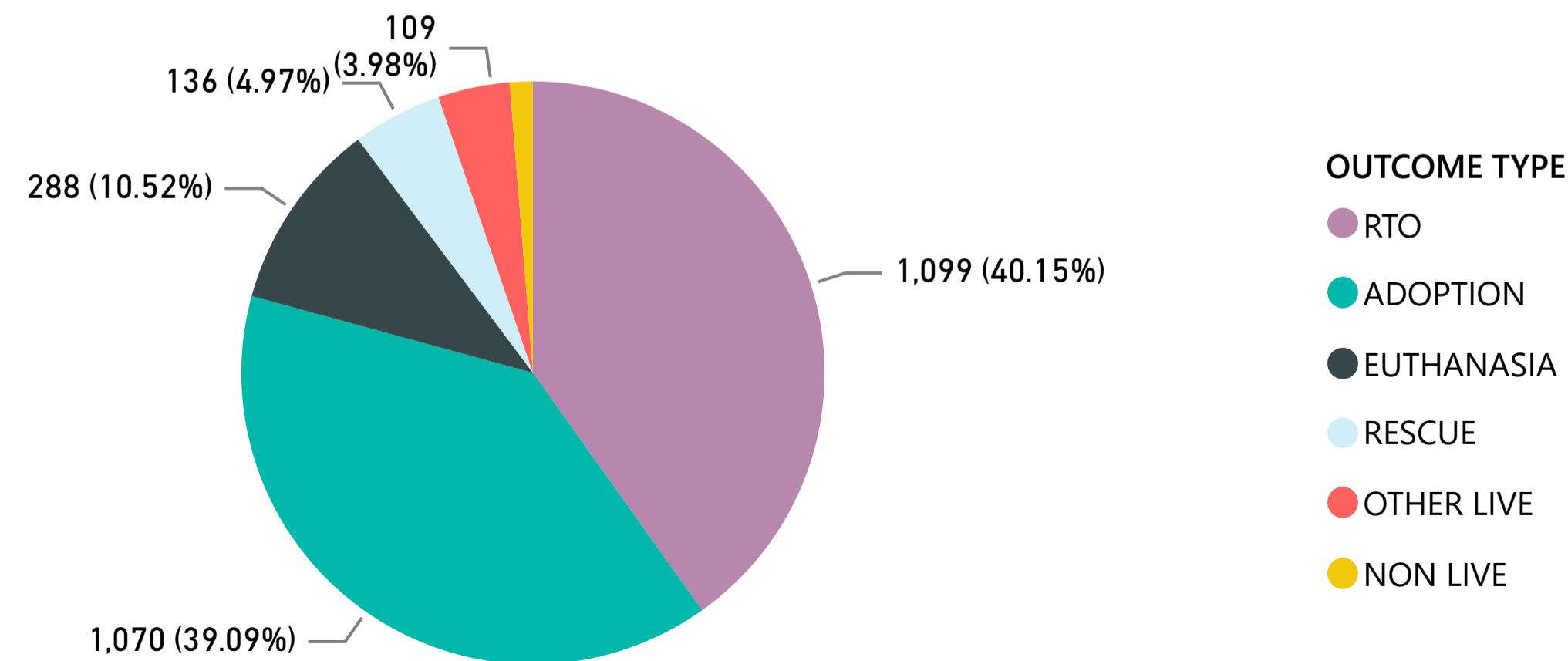
Animal Intakes

INTAKE TYPE	CATS	DOGS	OTHER	Total
STRAY	219	334	452	1,005
OWNER SUR	205	177	96	478
OTHER	86	175	659	920
Total	510	686	1,207	2,403

"OTHER ANIMALS INCLUDE: Rabbits, Livestock, Reptiles, Birds and All other Animals

Outcome Fiscal Year

2018-2019



Animal Outcomes

OUTCOME TYPE	CATS	DOGS	OTHER	Total
ADOPTION	465	514	91	1,070
RTO	83	355	661	1,099
RESCUE		40	96	136
OTHER LIVE			109	109
EUTHANASIA	38	55	195	288
NON LIVE	7	3	25	35
Total	593	967	1,177	2,737



County of Los Angeles Animal Care and Control



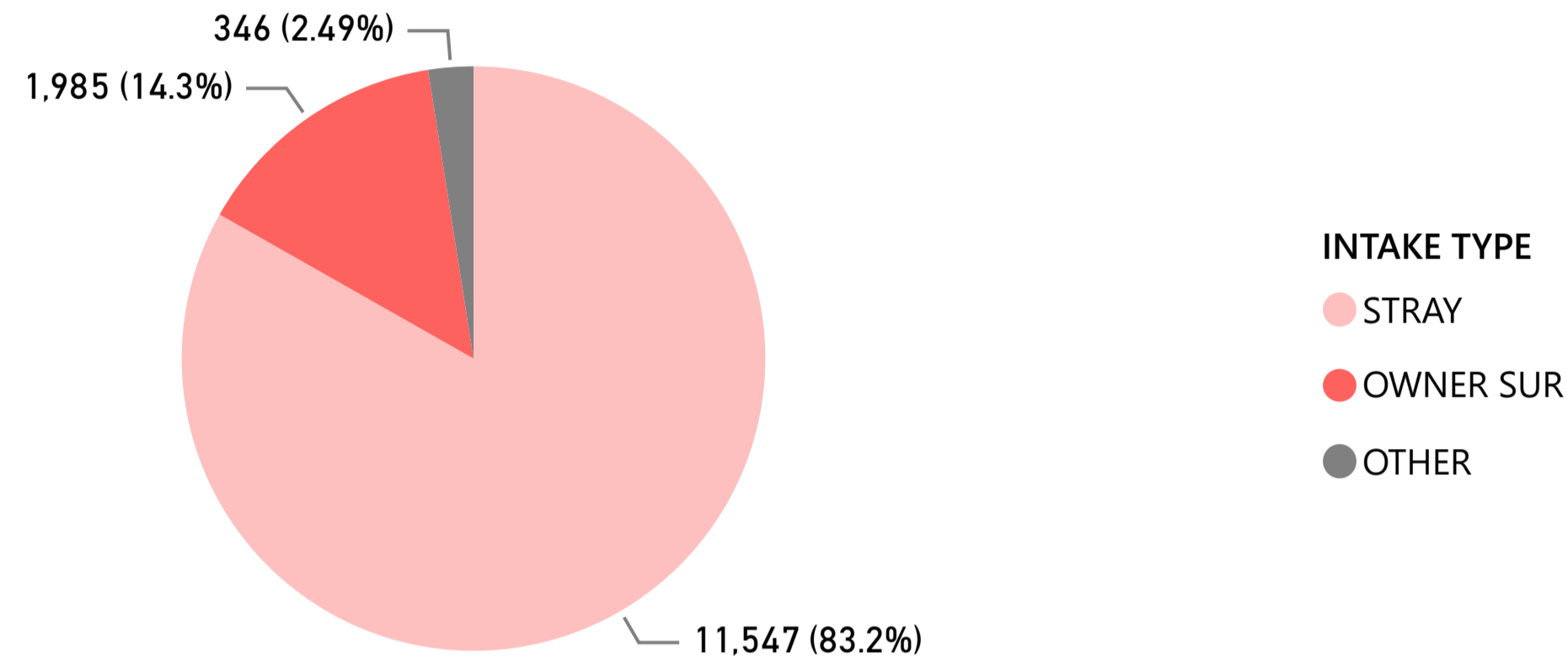
ACC

Baldwin Park

Paw Status Fiscal Year to Date: 07/01/2018 through 06/30/2019

Intake Fiscal Year

2018-2019



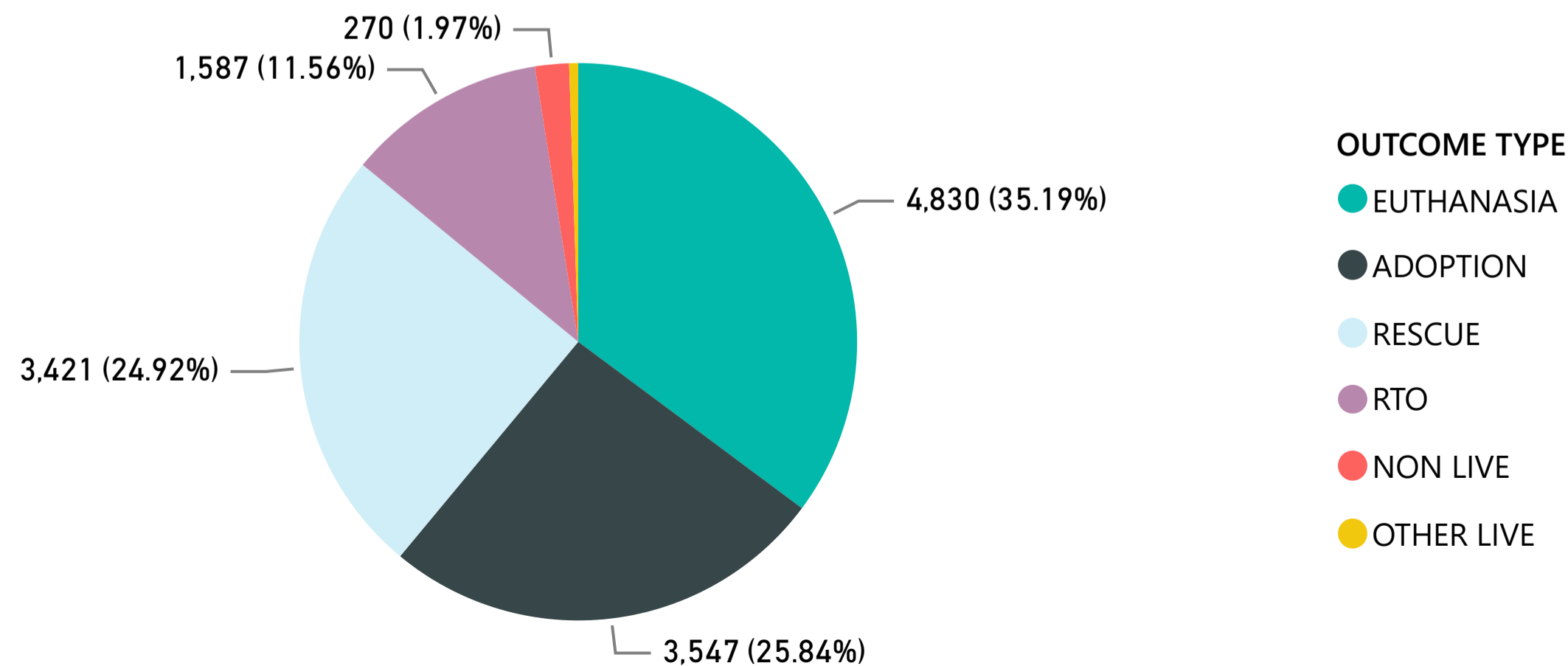
Animal Intakes

INTAKE TYPE	CATS	DOGS	OTHER	Total
STRAY	6,875	3,716	956	11,547
OWNER SUR	553	1,300	132	1,985
OTHER	66	226	54	346
Total	7,494	5,242	1,142	13,878

"OTHER ANIMALS INCLUDE: Rabbits, Livestock, Reptiles, Birds and All other Animals

Outcome Fiscal Year

2018-2019



Animal Outcomes

OUTCOME TYPE	CATS	DOGS	OTHER	Total
ADOPTION	1,402	1,947	198	3,547
RTO	72	1,502	13	1,587
RESCUE	2,008	1,254	159	3,421
OTHER LIVE			72	72
EUTHANASIA	3,757	457	616	4,830
NON LIVE	192	36	42	270
Total	7,431	5,196	1,100	13,727



County of Los Angeles Animal Care and Control



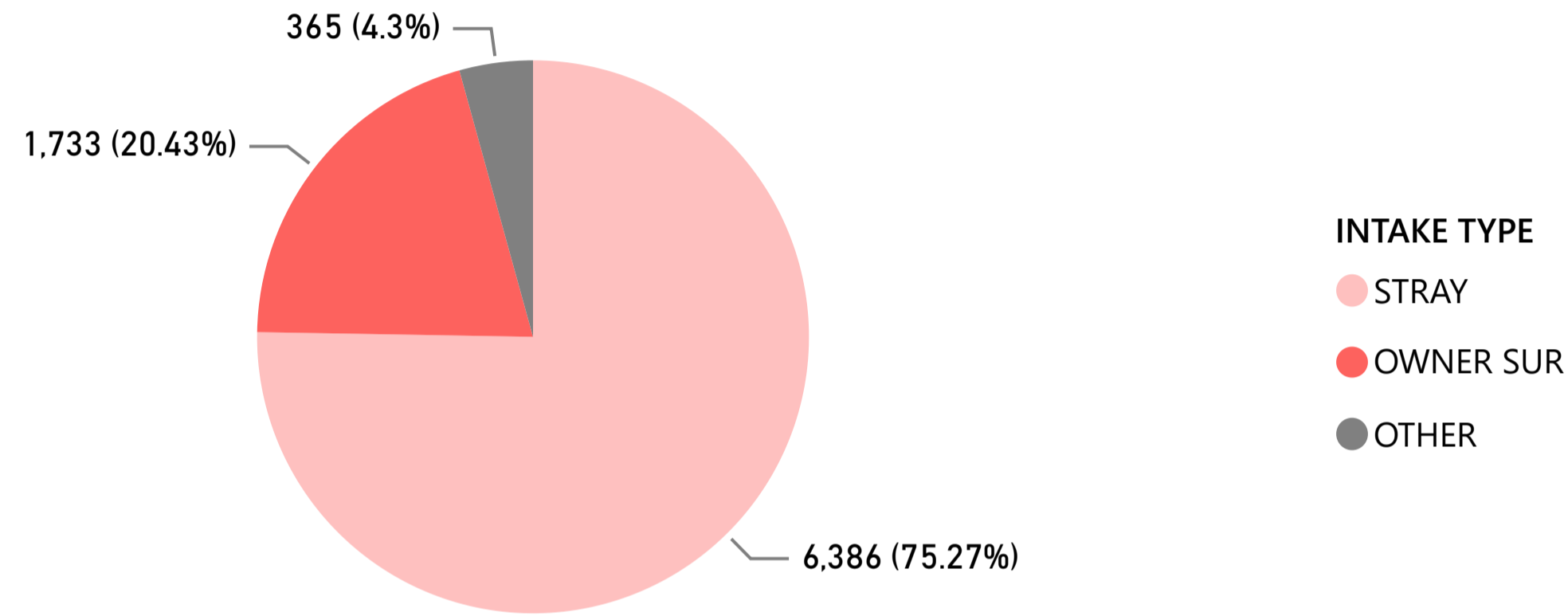
ACC

Carson

Paw Status Fiscal Year to Date: 07/01/2018 through 06/30/2019

Intake Fiscal Year

2018-2019



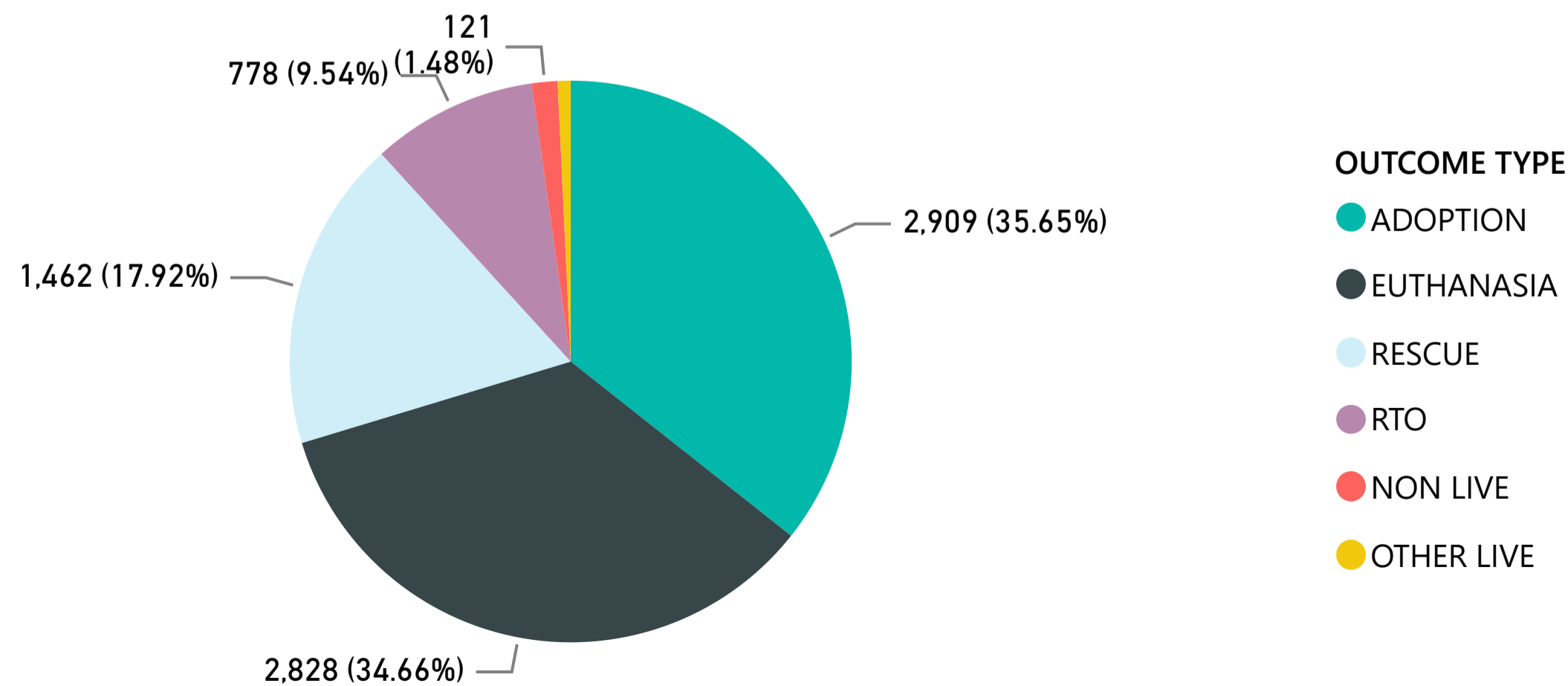
Animal Intakes

INTAKE TYPE	CATS	DOGS	OTHER	Total
STRAY	3,653	2,039	693	6,385
OWNER SUR	440	1,146	147	1,733
OTHER	102	251	12	365
Total	4,195	3,436	852	8,483

"OTHER ANIMALS INCLUDE: Rabbits, Livestock, Reptiles, Birds and All other Animals

Outcome Fiscal Year

2018-2019



Animal Outcomes

OUTCOME TYPE	CATS	DOGS	OTHER	Total
ADOPTION	1,319	1,451	139	2,909
RTO	56	714	8	778
RESCUE	533	897	32	1,462
OTHER LIVE			61	61
EUTHANASIA	2,088	235	504	2,827
NON LIVE	80	22	19	121
Total	4,076	3,319	763	8,158



County of Los Angeles Animal Care and Control



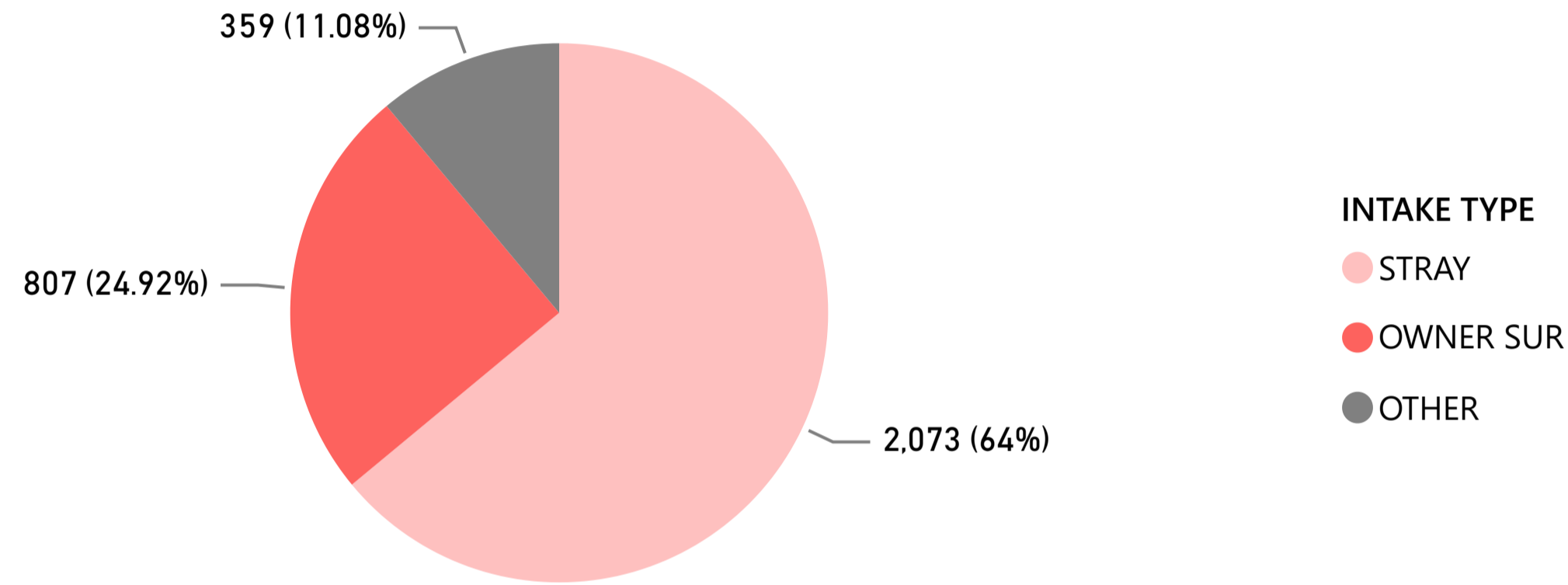
ACC

Castaic

Paw Status Fiscal Year to Date: 07/01/2018 through 06/30/2019

Intake Fiscal Year

2018-2019



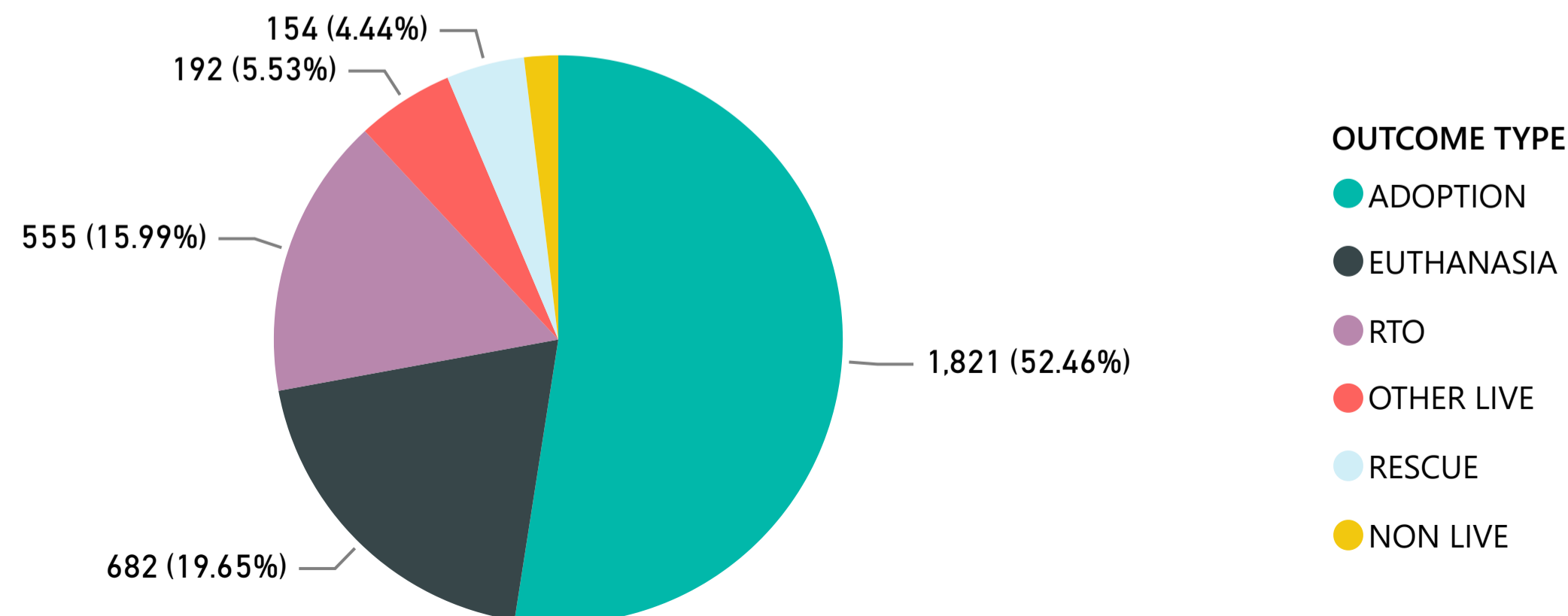
Animal Intakes

INTAKE TYPE	CATS	DOGS	OTHER	Total
STRAY	681	765	627	2,073
OWNER SUR	304	406	97	807
OTHER	88	225	46	359
Total	1,073	1,396	770	3,239

"OTHER ANIMALS INCLUDE: Rabbits, Livestock, Reptiles, Birds and All other Animals

Outcome Fiscal Year

2018-2019



Animal Outcomes

OUTCOME TYPE	CATS	DOGS	OTHER	Total
ADOPTION	772	944	105	1,821
RTO	54	478	23	555
RESCUE	4	118	32	154
OTHER LIVE			192	192
EUTHANASIA	222	99	361	682
NON LIVE	31	13	23	67
Total	1,083	1,652	736	3,471



County of Los Angeles Animal Care and Control



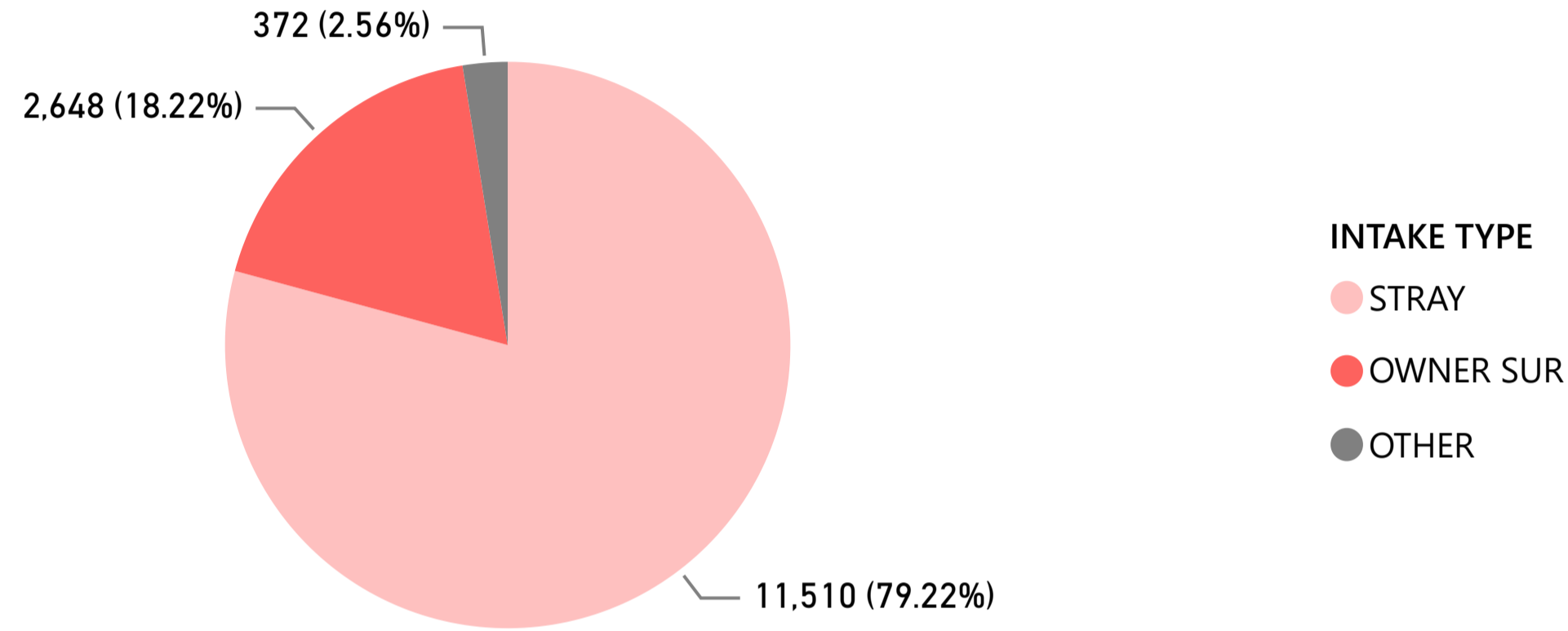
ACC

Downney

Paw Status Fiscal Year to Date: 07/01/2018 through 06/30/2019

Intake Fiscal Year

2018-2019



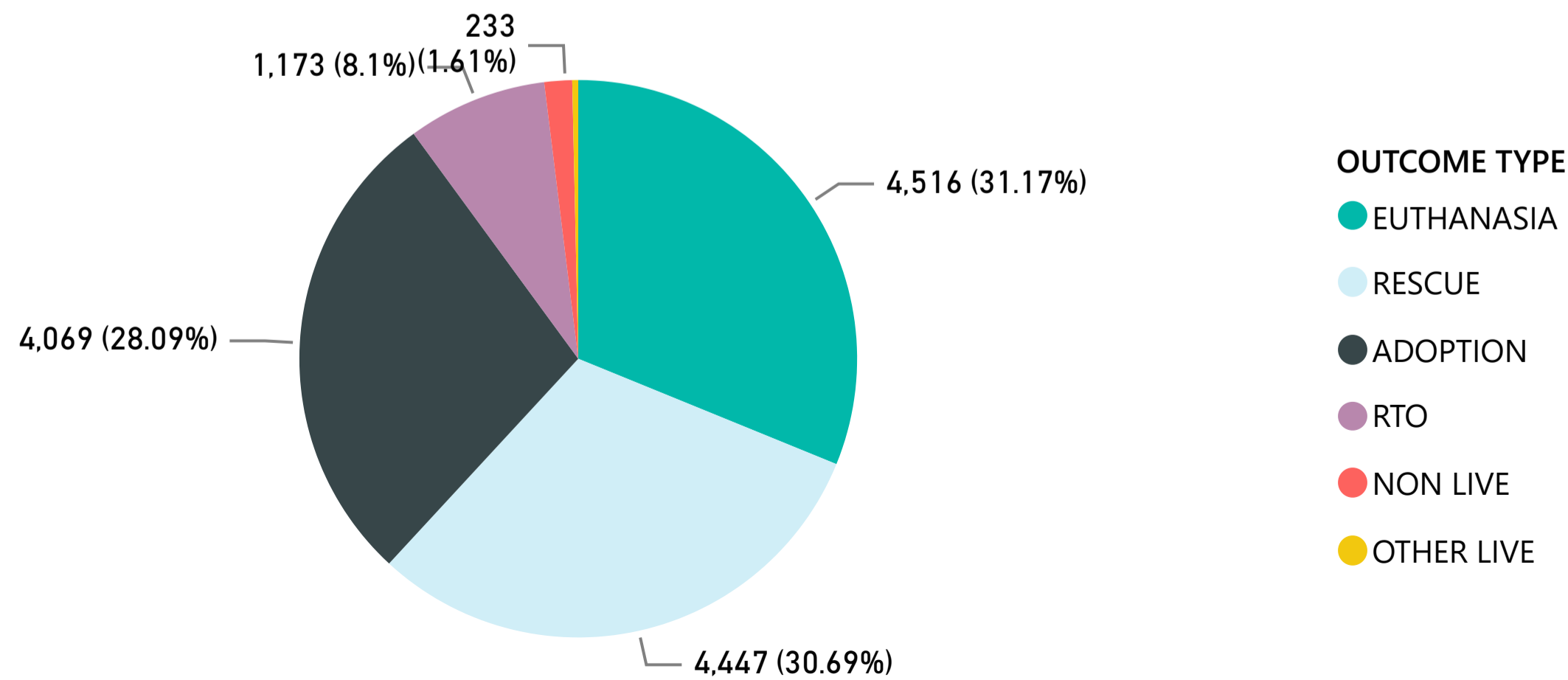
Animal Intakes

INTAKE TYPE	CATS	DOGS	OTHER	Total
STRAY	6,889	3,683	937	11,509
OWNER SUR	785	1,732	131	2,648
OTHER	116	243	13	372
Total	7,790	5,658	1,081	14,529

"OTHER ANIMALS INCLUDE: Rabbits, Livestock, Reptiles, Birds and All other Animals

Outcome Fiscal Year

2018-2019



Animal Outcomes

OUTCOME TYPE	CATS	DOGS	OTHER	Total
ADOPTION	1,719	2,185	165	4,069
RTO	96	1,068	9	1,173
RESCUE	2,858	1,324	265	4,447
OTHER LIVE			50	50
EUTHANASIA	3,160	815	540	4,515
NON LIVE	137	58	38	233
Total	7,970	5,450	1,067	14,487



County of Los Angeles Animal Care and Control



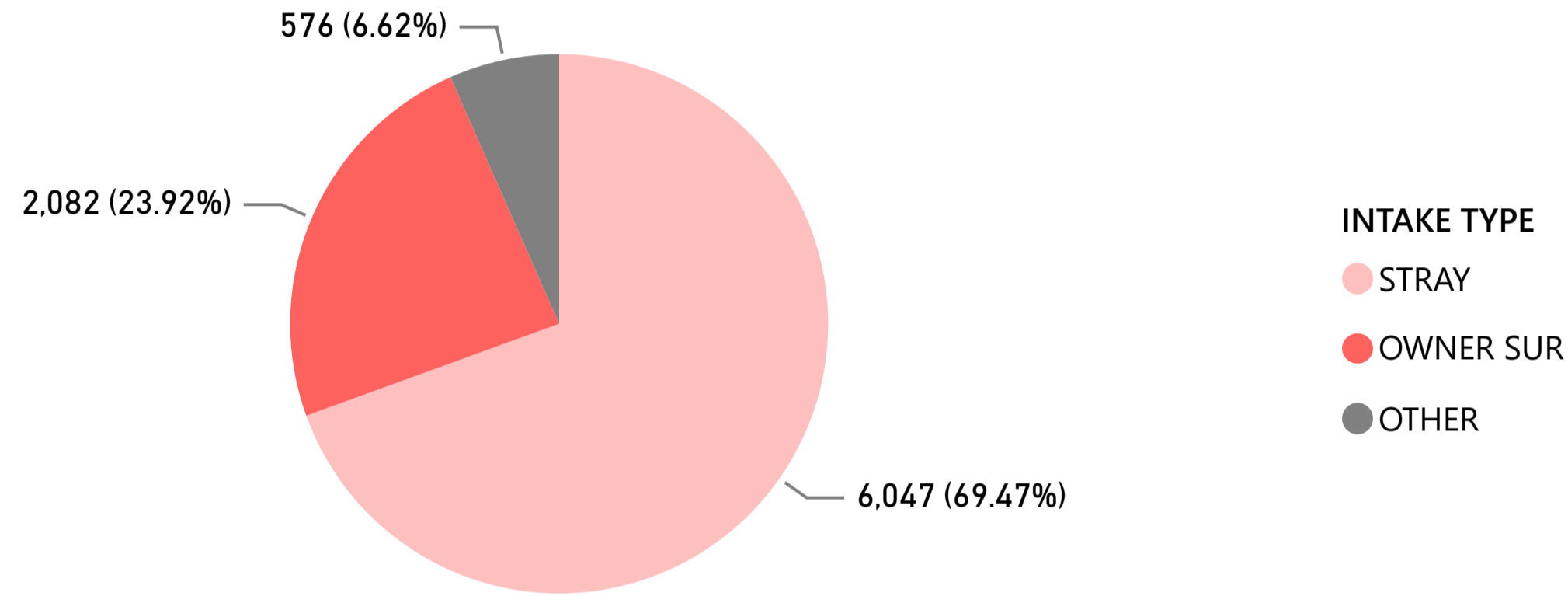
ACC

Lancaster

Paw Status Fiscal Year to Date: 07/01/2018 through 06/30/2019

Intake Fiscal Year

2018-2019



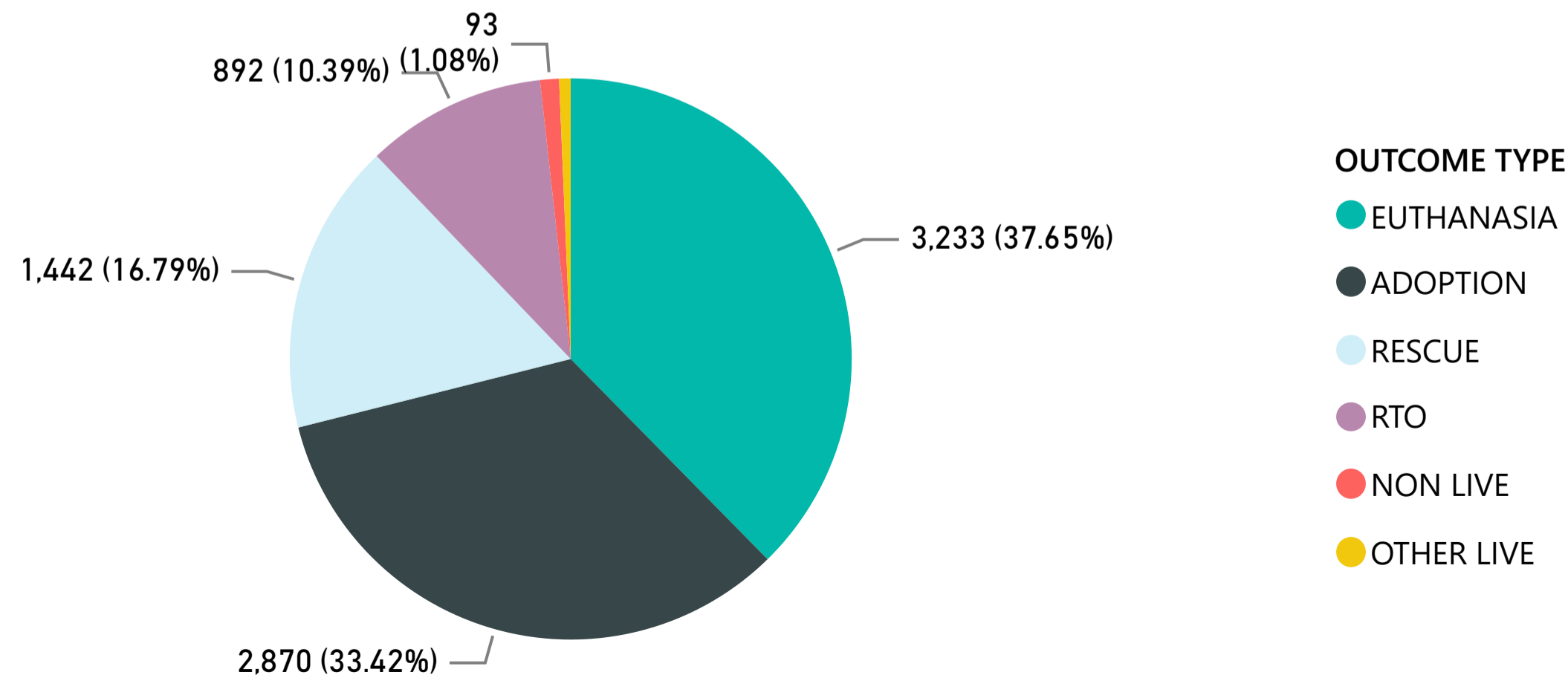
Animal Intakes

INTAKE TYPE	CATS	DOGS	OTHER	Total
STRAY	3,060	2,652	335	6,047
OWNER SUR	344	1,070	668	2,082
OTHER	76	331	169	576
Total	3,480	4,053	1,172	8,705

"OTHER ANIMALS INCLUDE: Rabbits, Livestock, Reptiles, Birds and All other Animals

Outcome Fiscal Year

2018-2019



Animal Outcomes

OUTCOME TYPE	CATS	DOGS	OTHER	Total
ADOPTION	960	1,738	172	2,870
RTO	59	812	21	892
RESCUE	491	906	45	1,442
OTHER LIVE			57	57
EUTHANASIA	1,784	543	906	3,233
NON LIVE	64	14	15	93
Total	3,358	4,013	1,216	8,587



County of Los Angeles Animal Care and Control



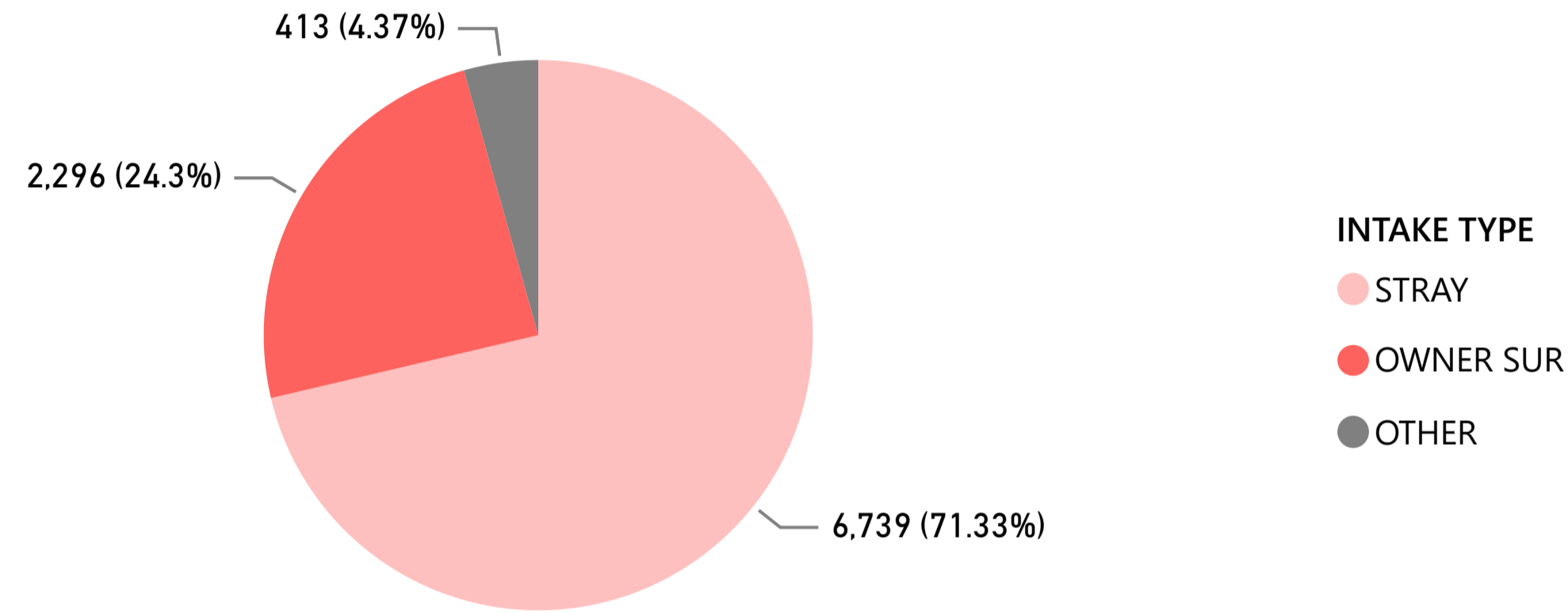
ACC

Palmdale

Paw Status Fiscal Year to Date: 07/01/2018 through 06/30/2019

Intake Fiscal Year

2018-2019



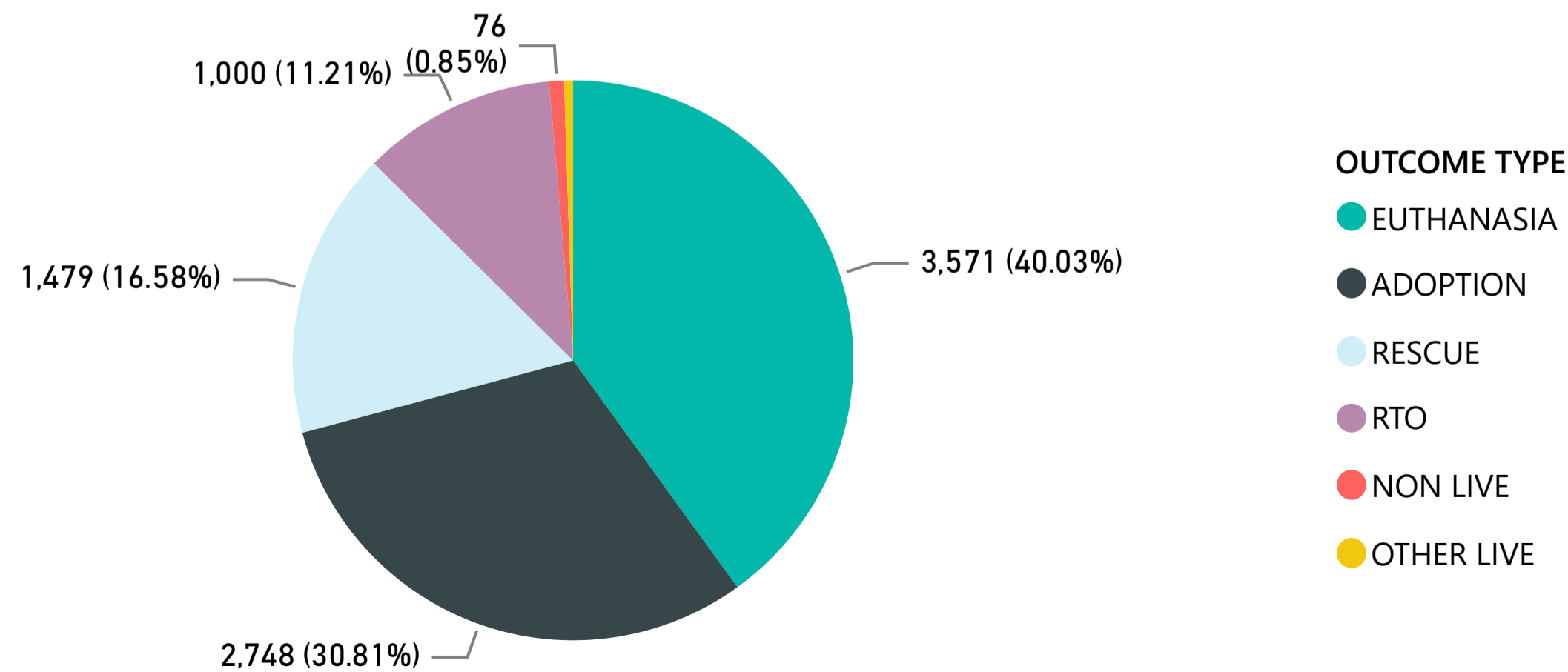
Animal Intakes

INTAKE TYPE	CATS	DOGS	OTHER	Total
STRAY	3,059	3,358	320	6,737
OWNER SUR	382	1,317	597	2,296
OTHER	99	287	27	413
Total	3,540	4,962	944	9,446

"OTHER ANIMALS INCLUDE: Rabbits, Livestock, Reptiles, Birds and All other Animals

Outcome Fiscal Year

2018-2019



Animal Outcomes

OUTCOME TYPE	CATS	DOGS	OTHER	Total
ADOPTION	905	1,721	122	2,748
RTO	50	936	14	1,000
RESCUE	410	1,053	16	1,479
OTHER LIVE			46	46
EUTHANASIA	2,112	738	721	3,571
NON LIVE	27	19	30	76
Total	3,504	4,467	949	8,920