



LOS ANGELES COUNTY

ANIMAL CARE & CONTROL | **redefining CARE**



Marcia Mayeda, Director

August 4, 2023

TO: Supervisor Janice Hahn, Chair
Supervisor Hilda L. Solis
Supervisor Holly J. Mitchell
Supervisor Lindsey Horvath
Supervisor Kathryn Barger

FROM: Marcia Mayeda *Marcia Mayeda*
Director

**CORRECTION OF ANIMAL STATISTICS
(ITEM 10, AGENDA OF DECEMBER 20, 2022)**

This is to inform your Board regarding corrections to the animal statistics in our three report backs dated April 18, May 22, and June 20, 2023. In the Board motion of December 20, 2022, your Board directed the Department of Animal Care and Control (DACC) to provide information to decrease the number of animals that are euthanized. In our reports back to your Board, we provided information regarding animal admissions and outcomes and other supporting information.

On June 20, 2023, during an internal review of our data collection and reporting process, DACC discovered errors in the data collecting formula regarding its online statistics platform, PawStats. DACC found that the system was utilizing an outdated formula. In response, the Department's website statistics were taken down temporarily to rectify the inaccuracies.

Upon conducting a comprehensive review, DACC also identified the need to revise the manner in which the data was extracted, the "logic" behind its new Power BI reporting system that had been utilized to develop the statistics featured in DACC's reports to your Board published on April 18, May 22, and June 20, 2023.

Agoura ACC
29525 Agoura Road
Agoura Hills, CA 91301
(818) 991-0071

Baldwin Park ACC
4275 N. Elton Street
Baldwin Park, CA 91706
(626) 962-3577

Carson/Gardena ACC
216 W. Victoria Street
Gardena, CA 90248
(310) 523-9566

Castaic ACC
31044 N. Charlie Canyon Rd.
Castaic, CA 91384
(661) 257-3191

Downey ACC
11258 S. Garfield Ave.
Downey, CA 90242
(562) 940-6898

Lancaster ACC
5210 W. Avenue I
Lancaster, CA 93536
(661) 940-4191

Palmdale ACC
38550 Sierra Highway
Palmdale, CA 93550
(661) 575-2888

Administrative Office
5898 Cherry Avenue
Long Beach, CA 90805
(800) 253-3555

The primary issue with the data presented in the Board reports was the inclusion of "Transfer" and "Foster" as animal intake and outcome types, which were not meant to be considered final outcomes. This resulted in duplicate intakes and outcomes for each animal falling under these categories. These errors have been corrected. Although this impact was minor, we wanted to correct the information previously reported to you.

To address the discrepancies, DACC diligently reviewed and updated the logic for its PawStats reports, which now reflect the correct data. Additionally, the Department is submitting revised language for the May 22, 2023, Board report and revised attachments for the April 18, 2023, and June 20, 2023, Board reports to replace the previously published versions. These corrections do not affect the analysis of any of these reports.

Below is a summary of the revisions:

- April 18, 2023, Board Report - Replacing the attachment (see Attachment A)
- May 22, 2023, Board Report - Revising the following sentences on Page 3 to:

In FY 2021-22, ~~30~~ 27.5 percent of lost dogs were reclaimed by their owners but only ~~two~~ 1.1 percent of free-roaming cats ~~(consistent with national statistics for lost cat redemption)~~ were reclaimed. Further, in FY 2021-22, the Department's LRR for dogs was ~~83.5~~ 84.5 percent and ~~65~~ 67.7 percent for cats. Combining the dogs and cats into one lump sum ~~shows a combined live release rate of 76.7 percent total~~, falsely ~~skewing~~ ~~skews~~ the results for both species.

- June 20, 2023, Board Report - Replacing the attachment (see Attachment B)

Revisions to the April 18 report (Attachment A) included revisions to a total of 21 animal records. Changes in the June 20 report (Attachment B) range from 0.5 percent to 2.8 percent in live intakes and 0.1 percent to 5 percent in live release rates. The attachments include revised graphs that present a comparison between the old data and the corrected numbers.

To ensure data accuracy, DACC has requested the assistance of the Los Angeles County Auditor-Controller to validate its data. The Auditor-Controller team will review DACC's data source and Power BI reports that draw from it, providing a validation of DACC's data collection and reporting process. DACC is confident in its revised statistics but is taking this additional measure to add another level of validation to ensure that this does not happen again. We will advise your Board of the Auditor-Controller's findings.

Each Supervisor
August 4, 2023
Page 3

DACC sincerely apologizes for any inconvenience this situation may have caused and reiterates its commitment to the transparency and validity and accuracy of its statistics.

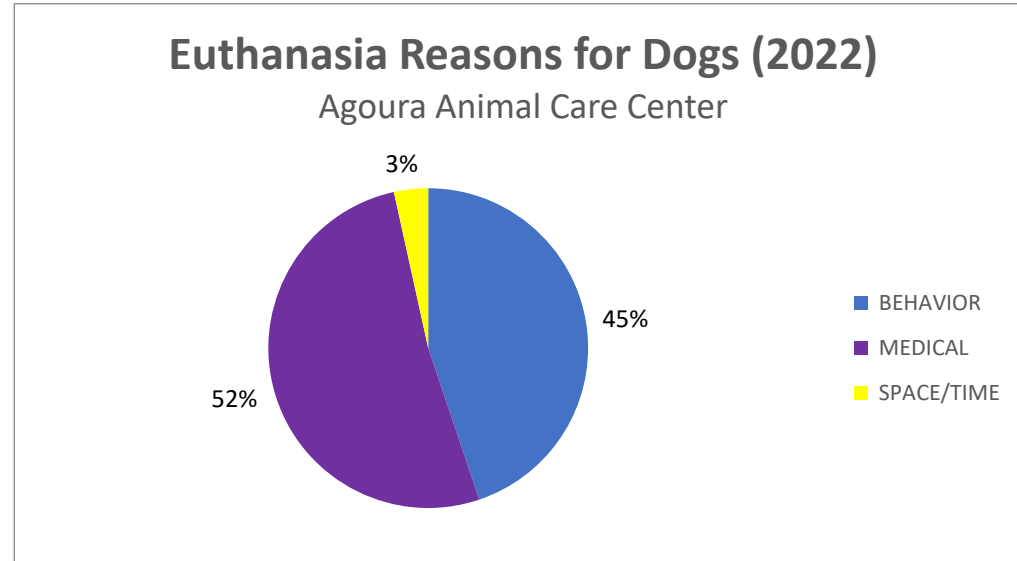
MM:rke

s:\brdcorr\board memos\motions-report backs\12.20.22 item 10\agenda item 10 correction to statistical information 8.4.23 final.doc

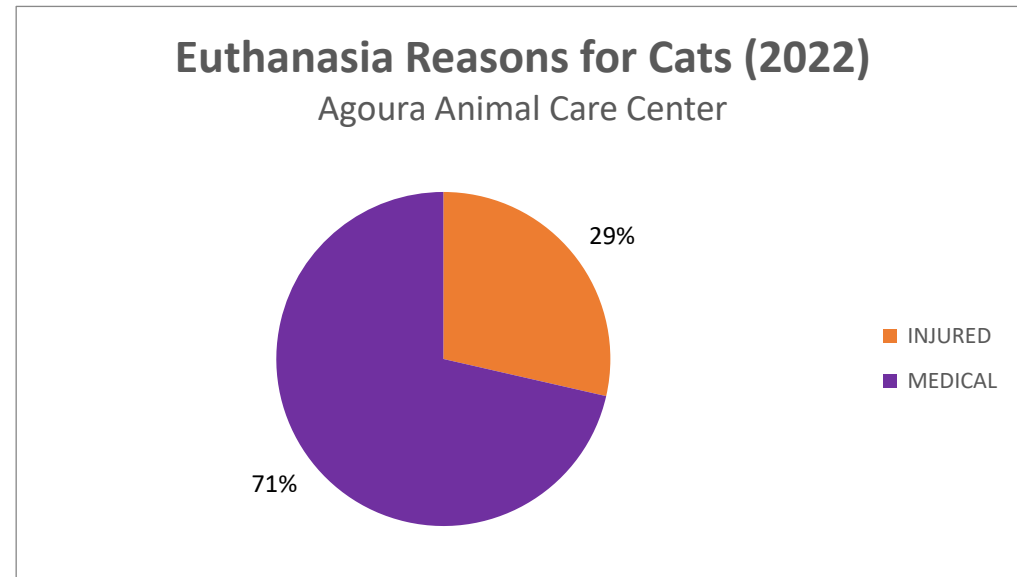
Attachments

c: Chief Executive Office
County Counsel
Executive Office, Board of Supervisors
Animal Care Board Deputies

Euthanasia Reasons - Dogs	
Reason	Count
BEHAVIOR	13
MEDICAL	15
SPACE/TIME	1
TOTAL	29



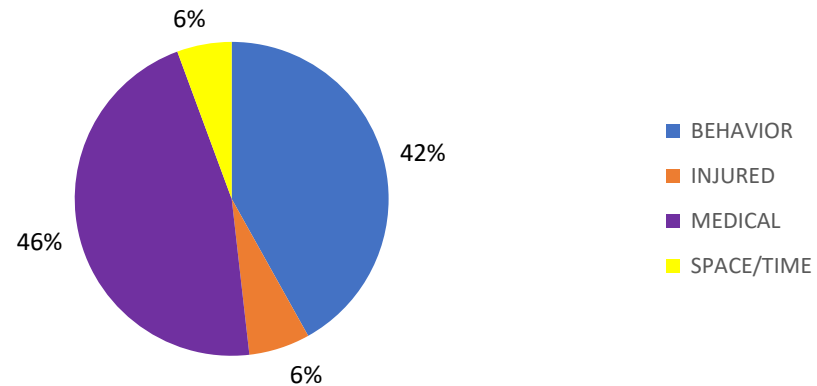
Euthanasia Reasons - Cats	
Reason	Count
INJURED	4
MEDICAL	10
TOTAL	14



Euthanasia Reasons - Dogs	
Reason	Count
BEHAVIOR	186
INJURED	28
MEDICAL	205
SPACE/TIME	25
TOTAL	444

Euthanasia Reasons for Dogs (2022)

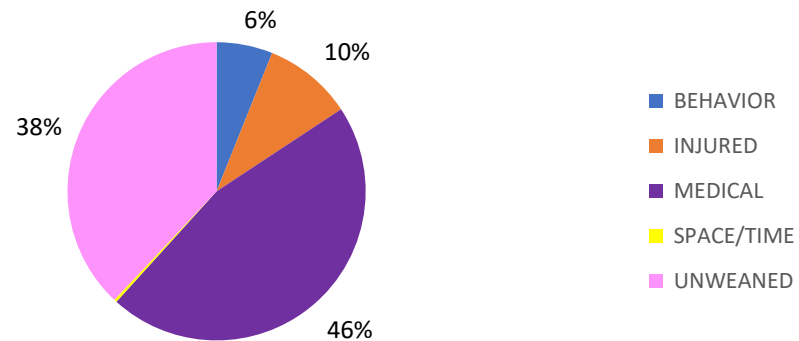
Baldwin Park Animal Care Center



Euthanasia Reasons - Cats	
Reason	Count
BEHAVIOR	41
INJURED	65
MEDICAL	310
SPACE/TIME	2
UNWEANED	256
TOTAL	674

Euthanasia Reasons for Cats (2022)

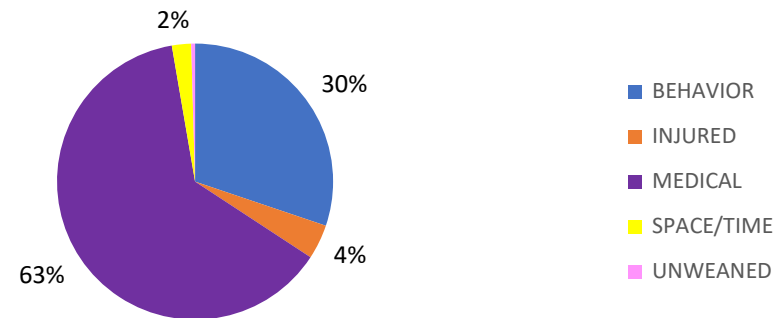
Baldwin Park Animal Care Center



Euthanasia Reasons - Dogs	
Reason	Count
BEHAVIOR	67
INJURED	9
MEDICAL	140
SPACE/TIME	5
UNWEANED	1
TOTAL	222

Euthanasia Reasons for Dogs (2022)

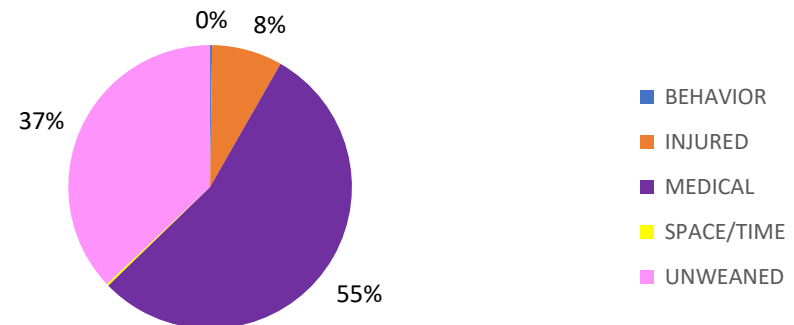
Carson/Gardena Animal Care Center



Euthanasia Reasons - Cats	
Reason	Count
BEHAVIOR	1
INJURED	35
MEDICAL	237
SPACE/TIME	1
UNWEANED	161
TOTAL	435

Euthanasia Reasons for Cats (2022)

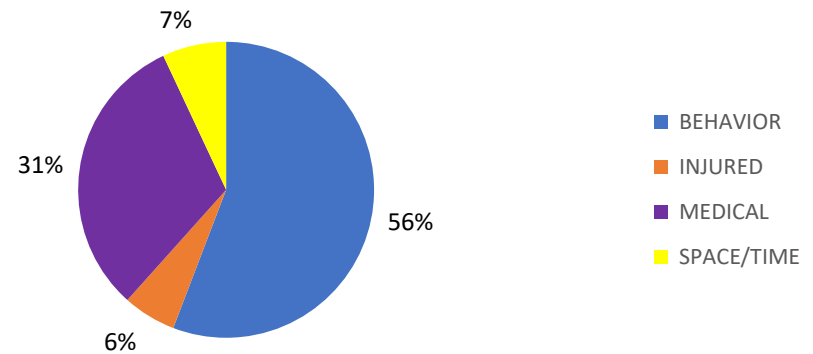
Carson/Gardena Animal Care Center



Euthanasia Reasons - Dogs		
Reason	Old	Count
BEHAVIOR		48
INJURED	7	5
MEDICAL	23	27
SPACE/TIME		6
TOTAL	84	86

Euthanasia Reasons for Dogs (2022)

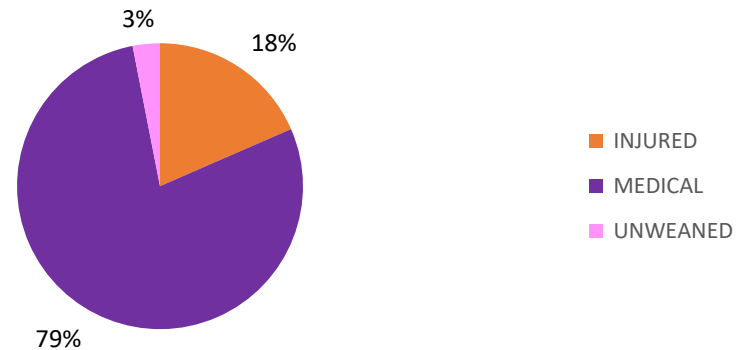
Castaic Animal Care Center



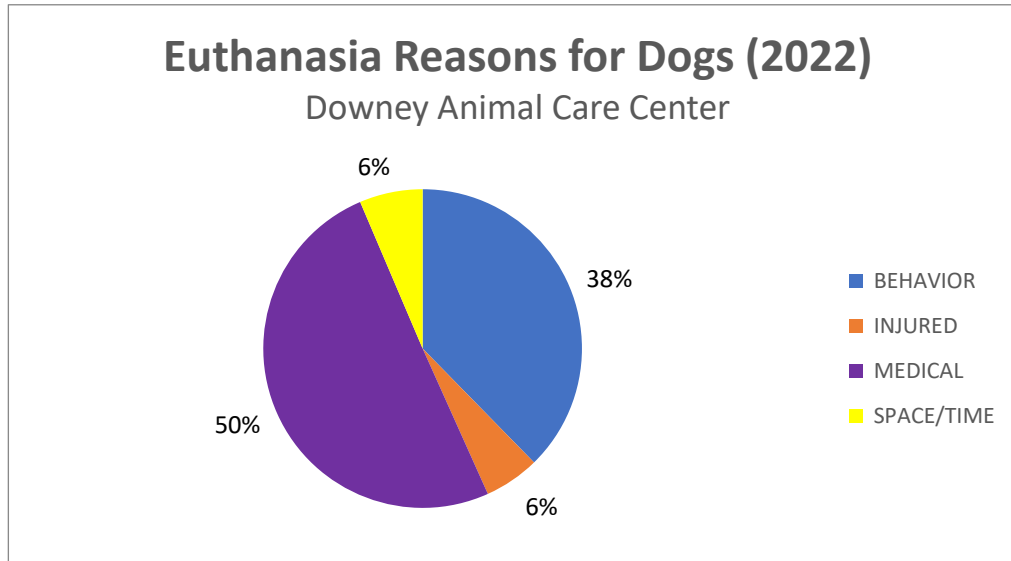
Euthanasia Reasons - Cats		
Reason	Old	Count
INJURED	15	12
MEDICAL	47	51
UNWEANED		2
TOTAL	64	65

Euthanasia Reasons for Cats (2022)

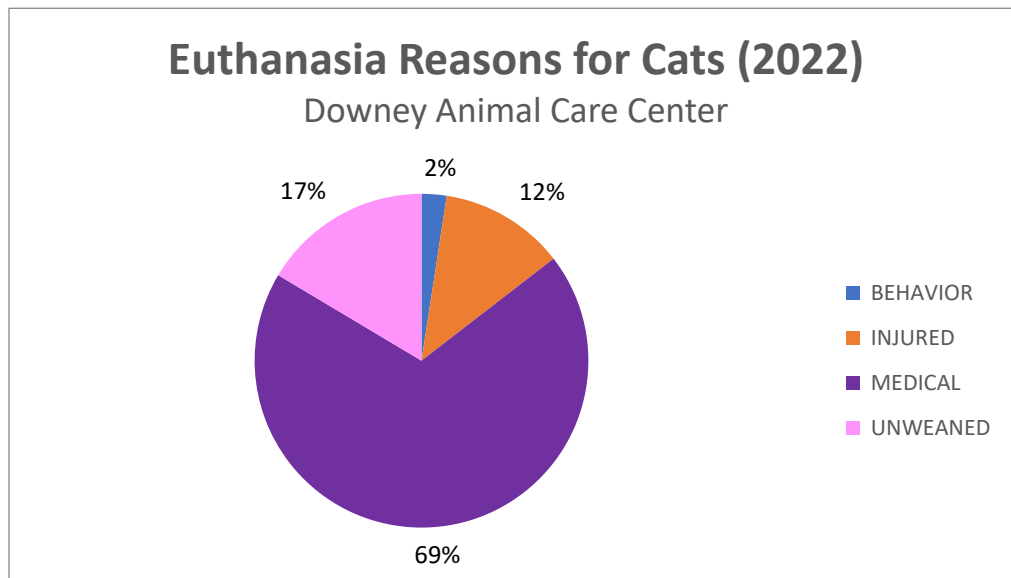
Castaic Animal Care Center



Euthanasia Reasons - Dogs	
Reason	Count
BEHAVIOR	188
INJURED	28
MEDICAL	251
SPACE/TIME	32
TOTAL	499



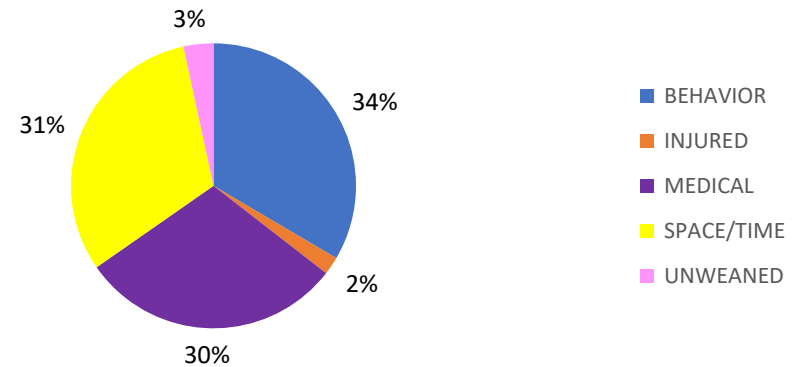
Euthanasia Reasons - Cats	
Reason	Count
BEHAVIOR	14
INJURED	70
MEDICAL	399
UNWEANED	95
TOTAL	578



Euthanasia Reasons - Dogs	
Reason	Count
BEHAVIOR	247
INJURED	15
MEDICAL	220
SPACE/TIME	231
UNWEANED	25
TOTAL	738

Euthanasia Reasons for Dogs (2022)

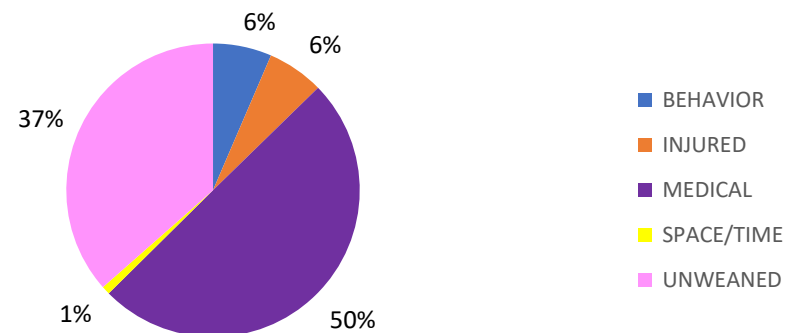
Lancaster Animal Care Center



Euthanasia Reasons - Cats		
Reason	Old	Count
BEHAVIOR	27	28
INJURED		27
MEDICAL	217	216
SPACE/TIME	5	4
UNWEANED		158
TOTAL	434	433

Euthanasia Reasons for Cats (2022)

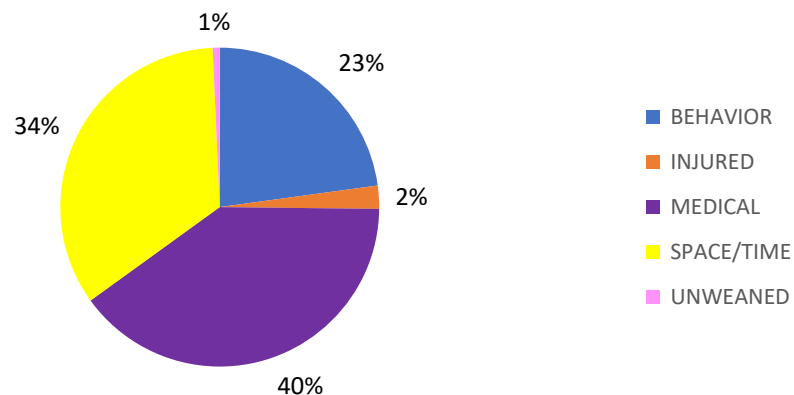
Lancaster Animal Care Center



Euthanasia Reasons - Dogs		
Reason	Old	Count
BEHAVIOR		224
INJURED	26	23
MEDICAL	389	391
SPACE/TIME		336
UNWEANED		7
TOTAL	982	981

Euthanasia Reasons for Dogs (2022)

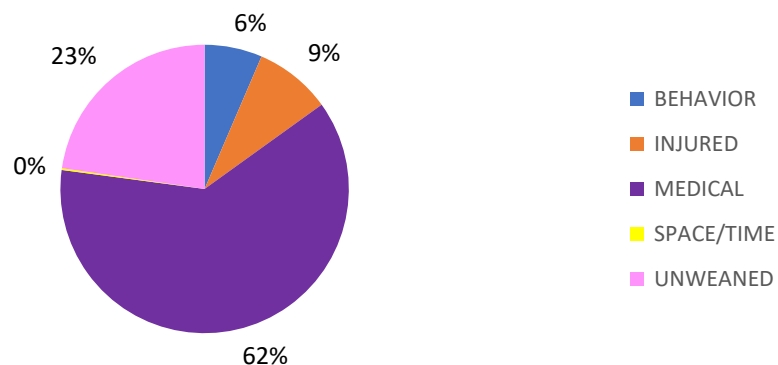
Palmdale Animal Care Center



Euthanasia Reasons - Cats	
Reason	Count
BEHAVIOR	33
INJURED	44
MEDICAL	317
SPACE/TIME	1
UNWEANED	116
TOTAL	511

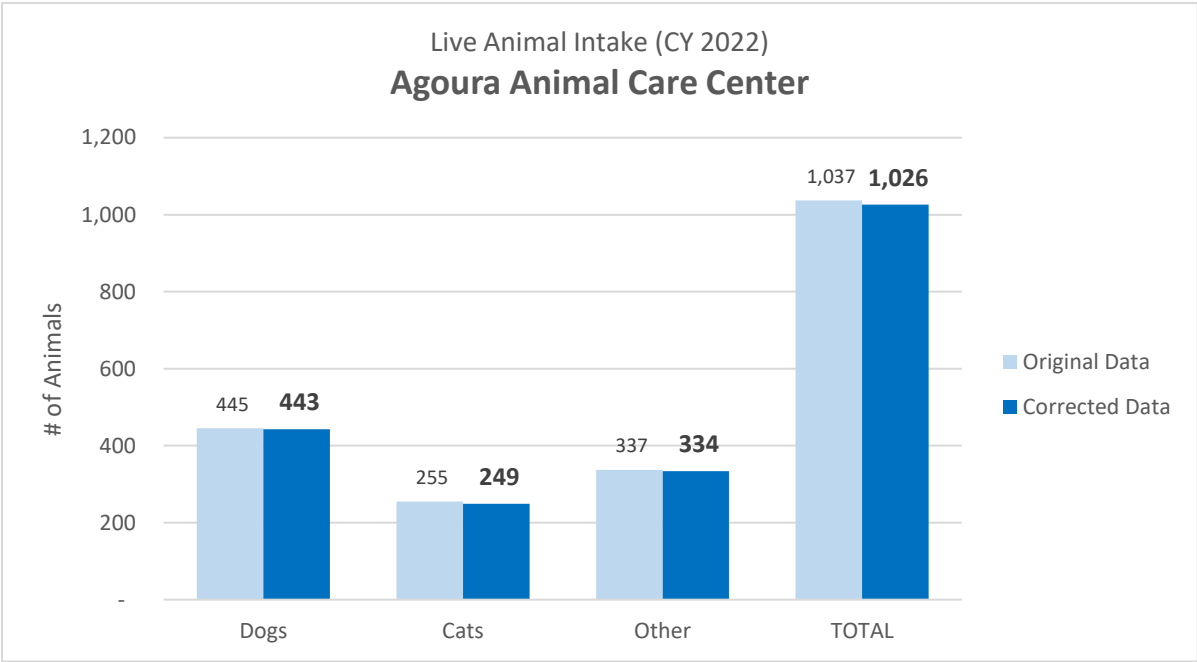
Euthanasia Reasons for Cats (2022)

Palmdale Animal Care Center

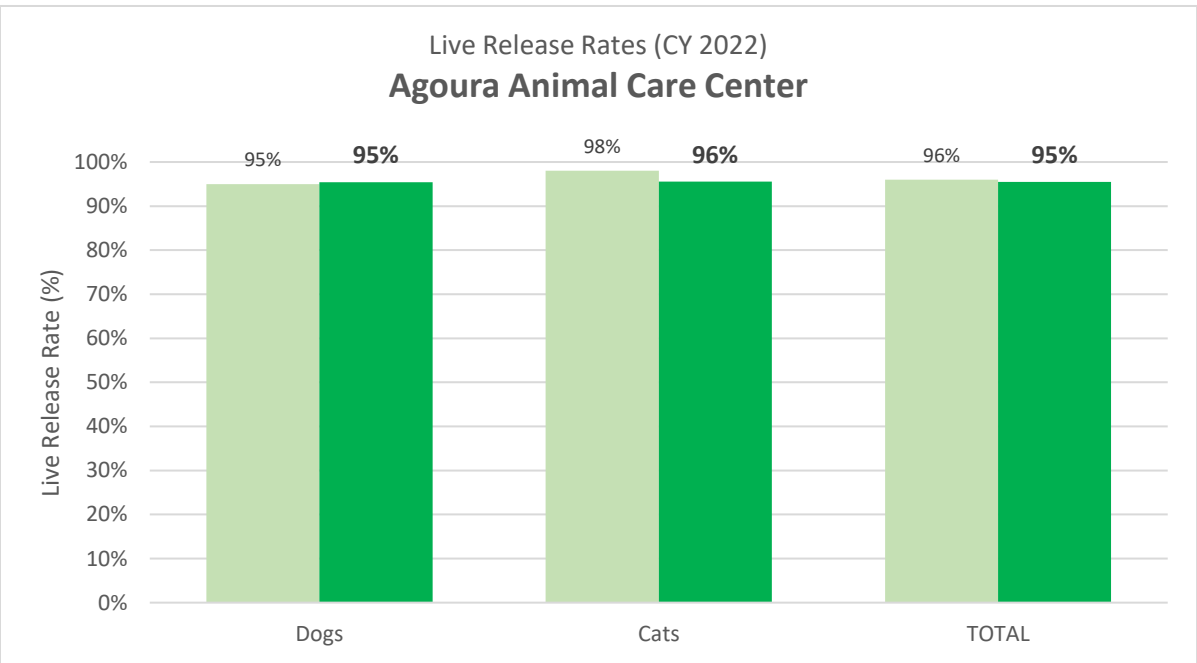


Agoura Animal Care Center
Calendar Year 2022 Statistics

Live Animal Intake:

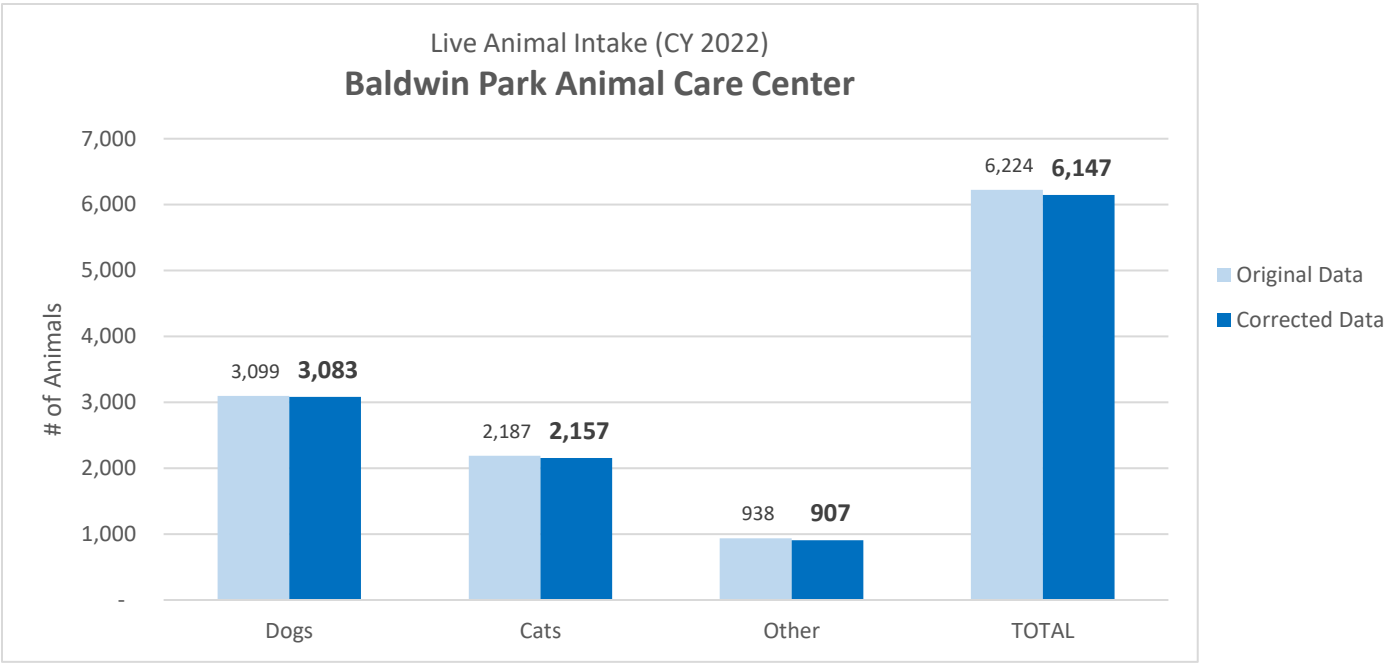


Live Release Rates:

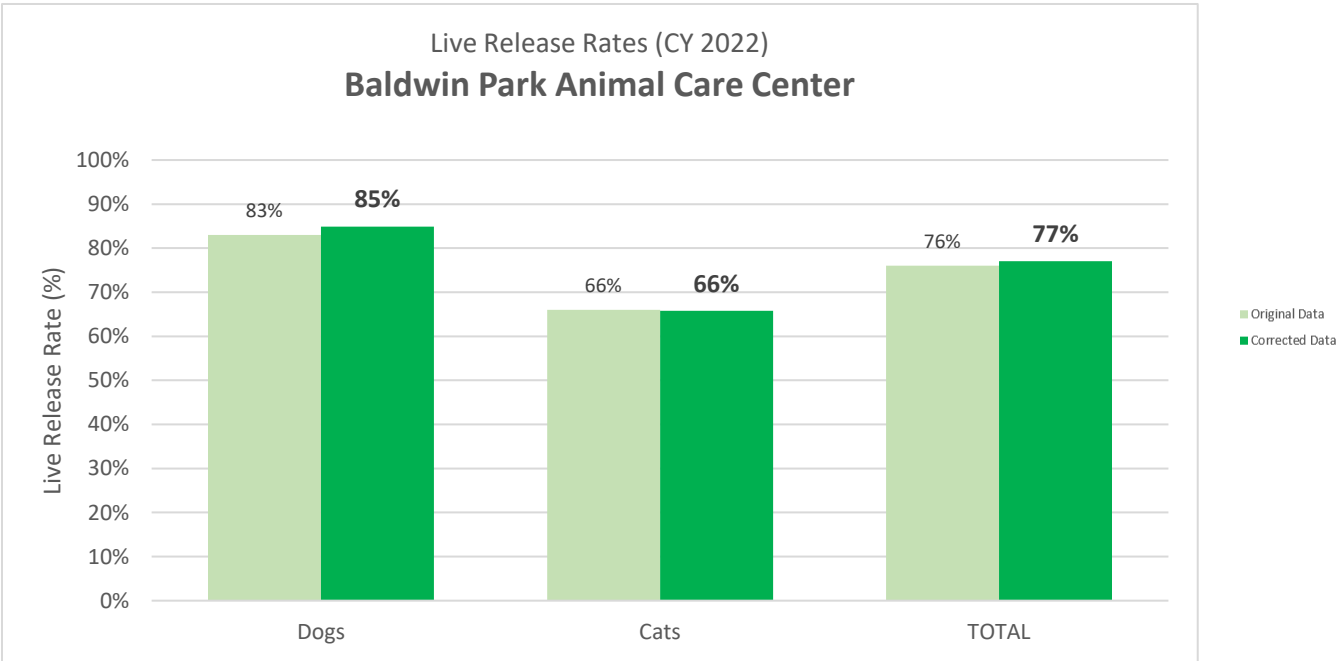


Baldwin Park Animal Care Center
Calendar Year 2022 Statistics

Live Animal Intake:

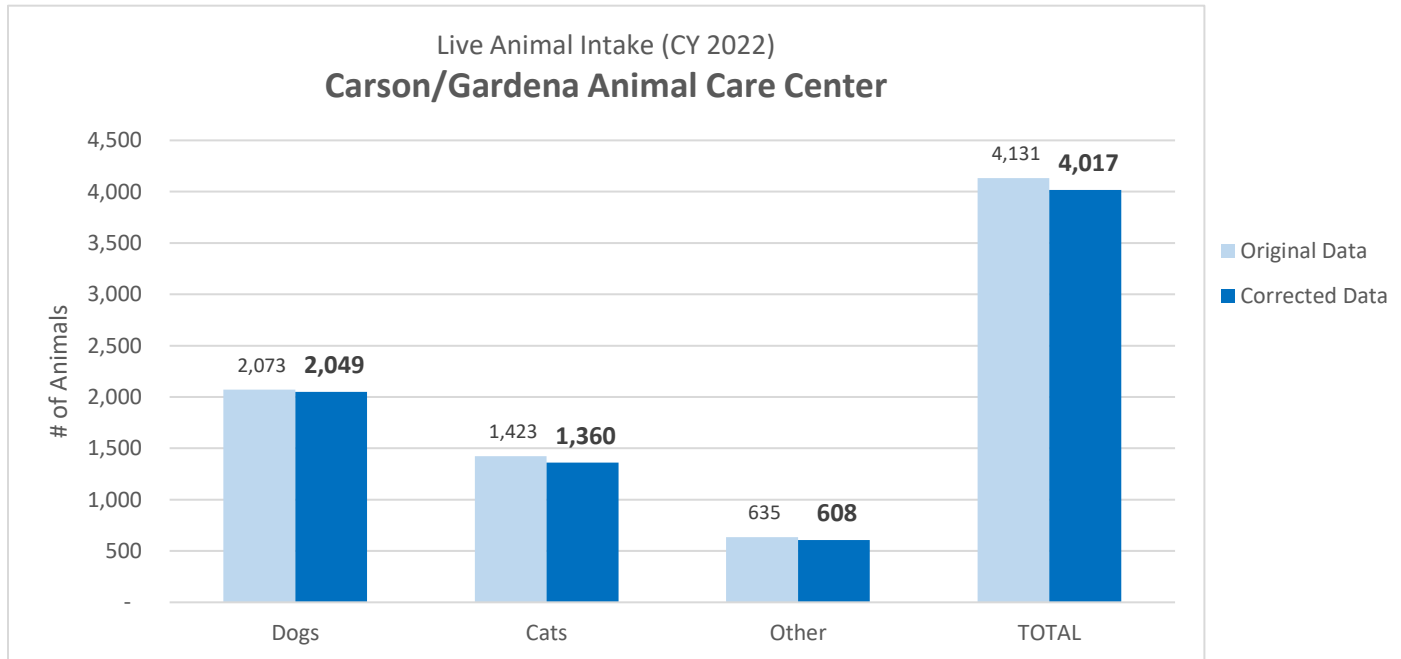


Live Release Rates:

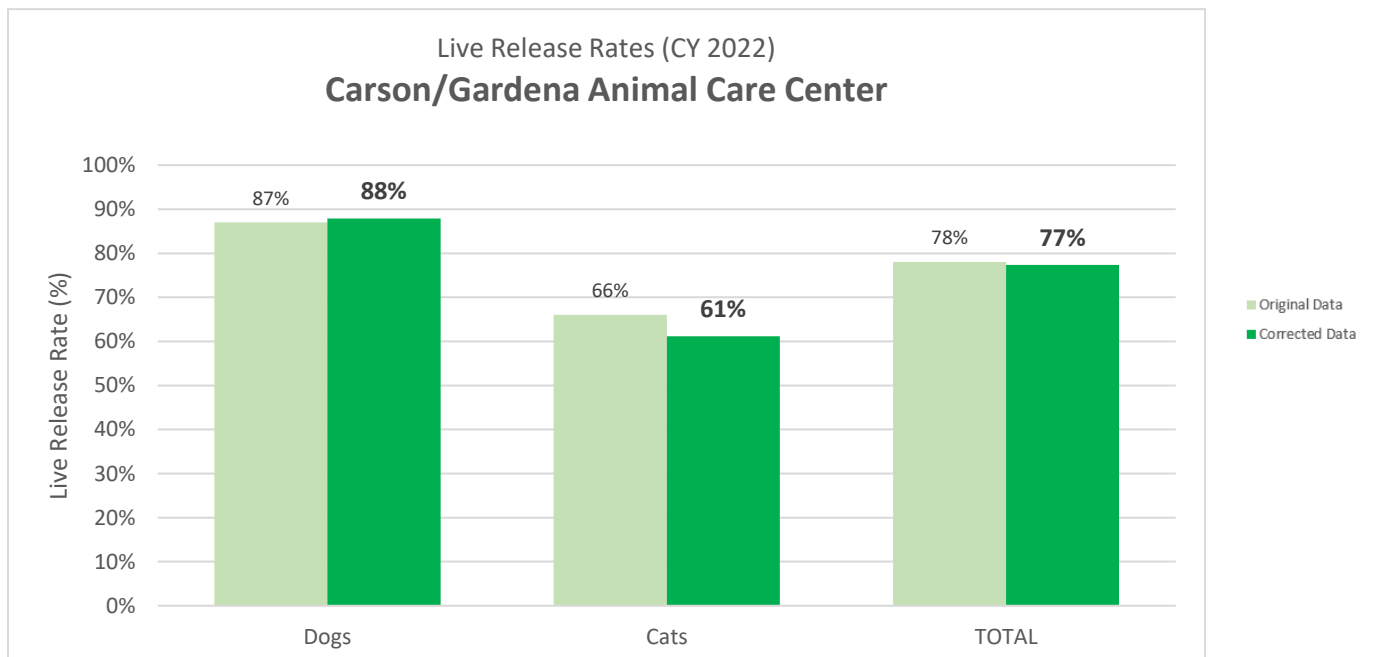


Carson/Gardena Animal Care Center
Calendar Year 2022 Statistics

Live Animal Intake:

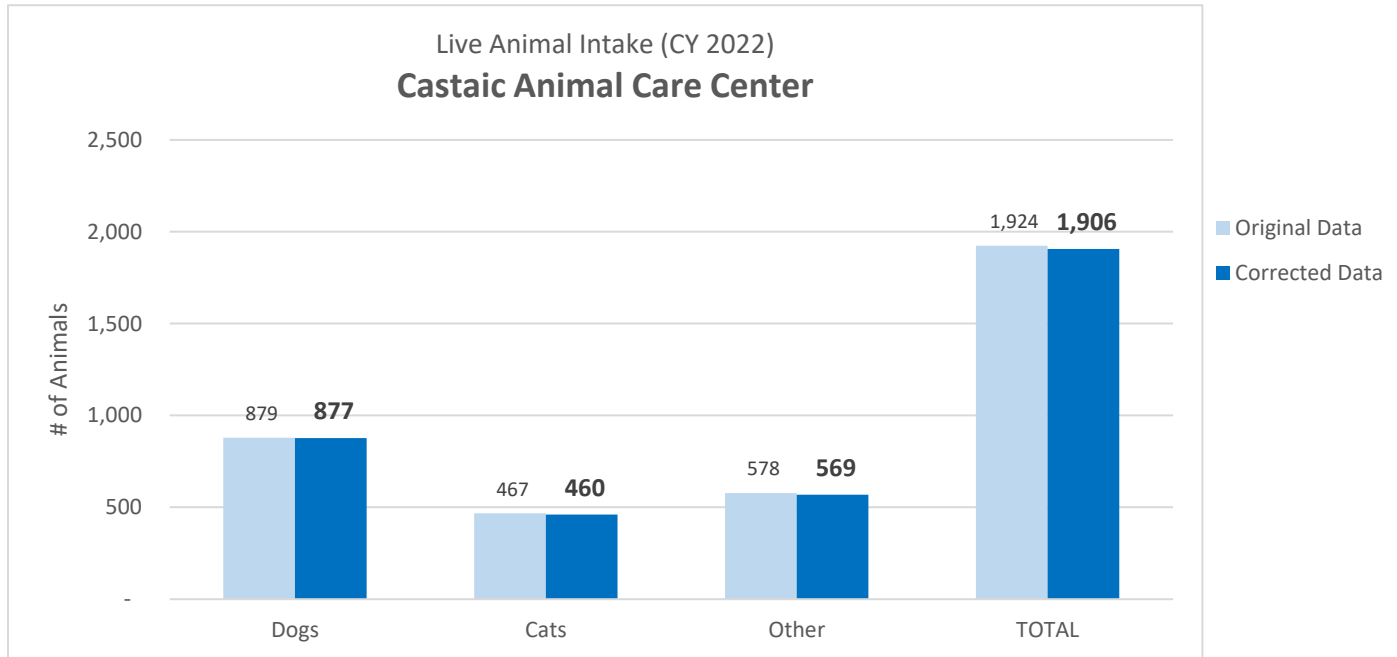


Live Release Rates:

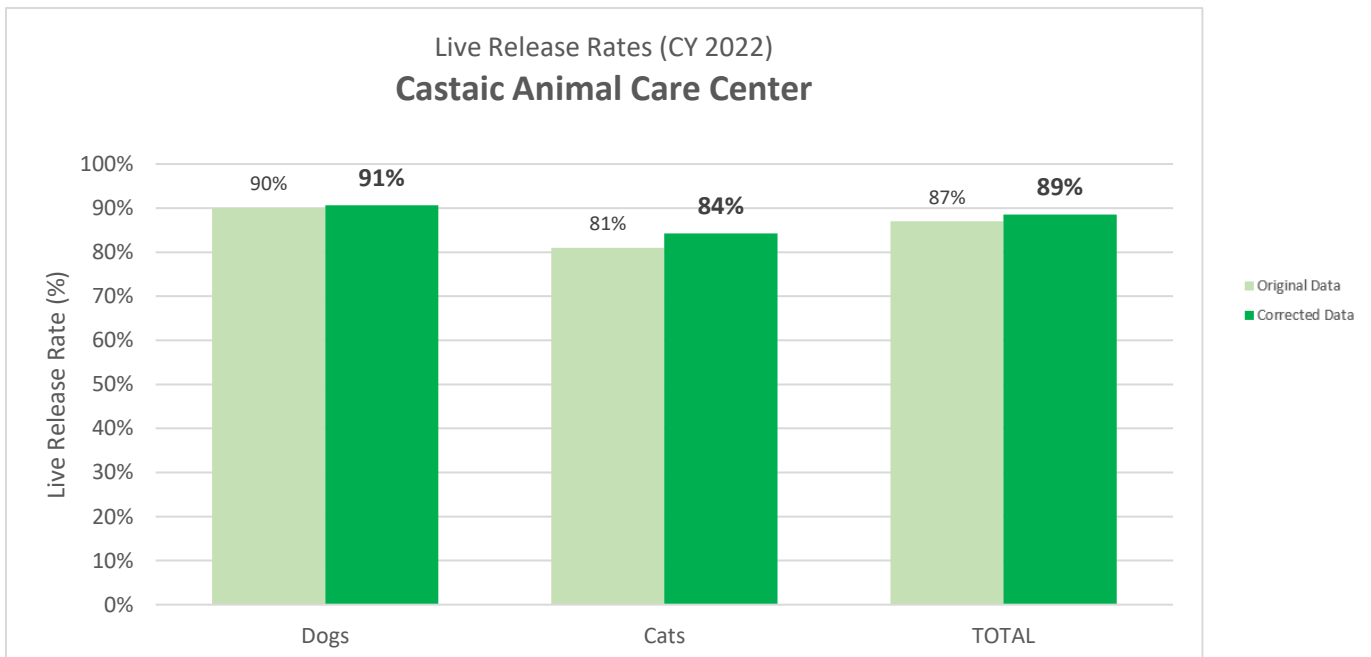


Castaic Animal Care Center
Calendar Year 2022 Statistics

Live Animal Intake:

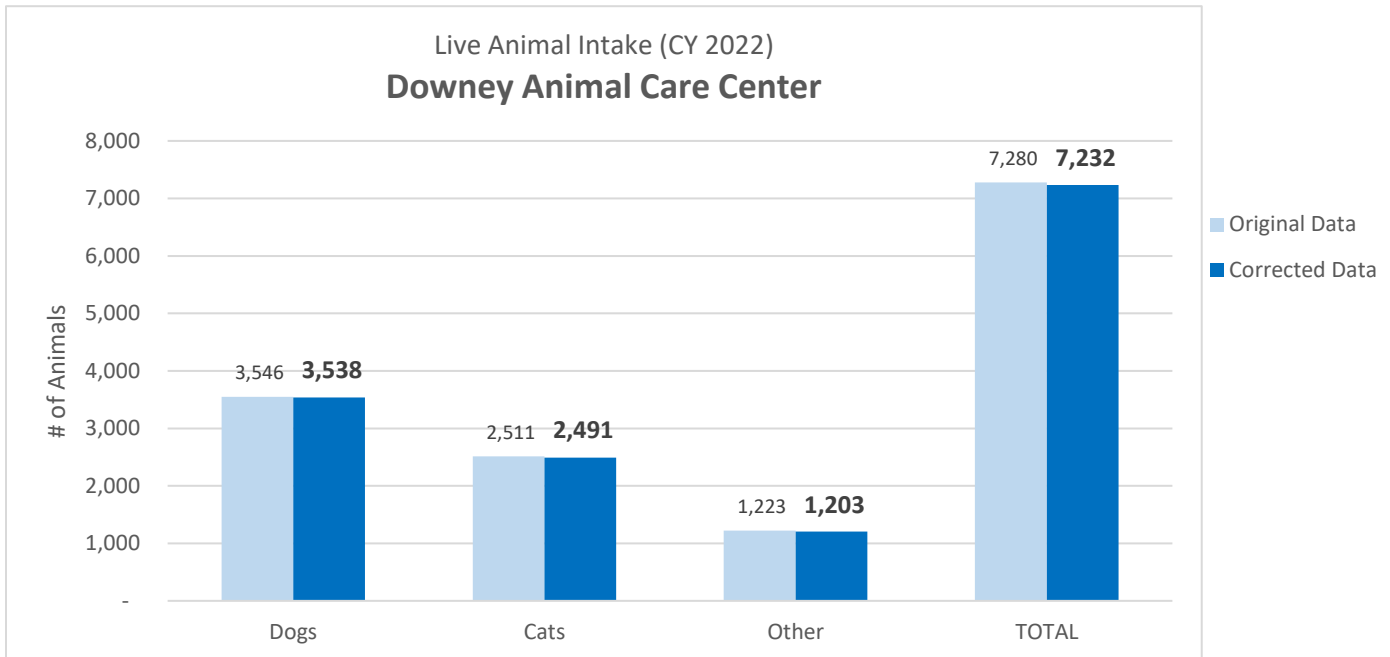


Live Release Rates:

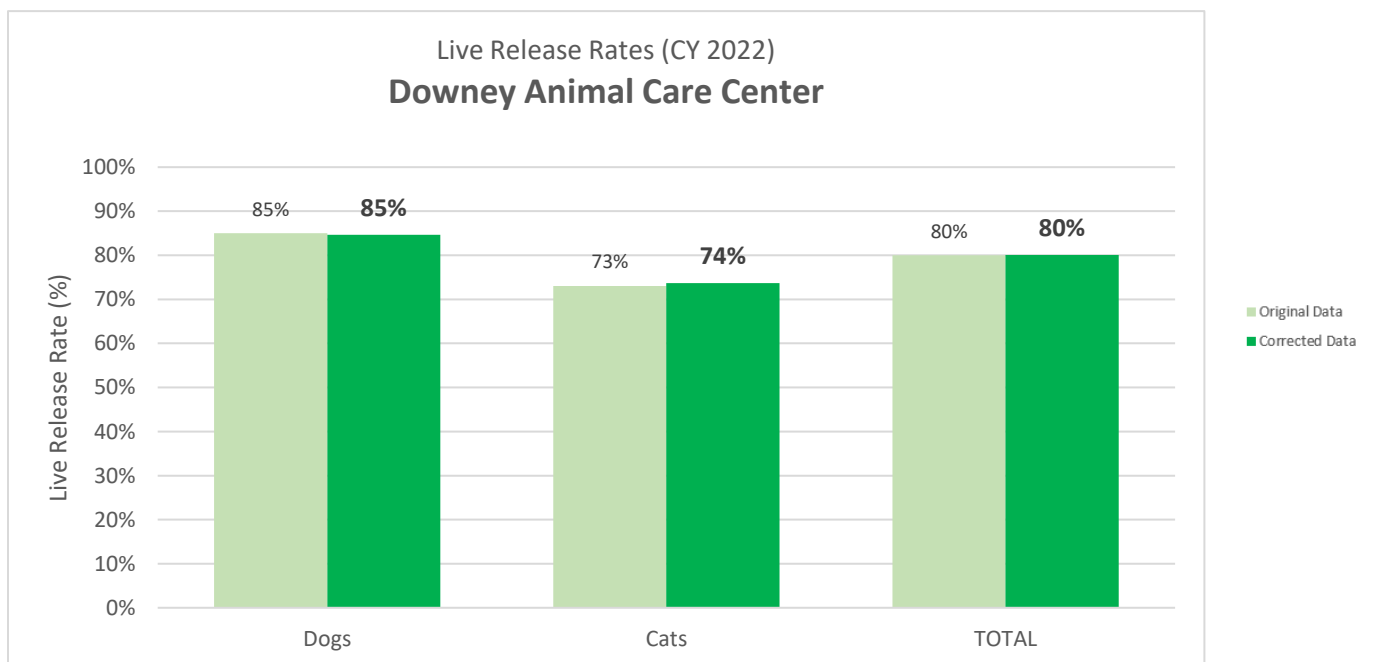


Downey Animal Care Center
Calendar Year 2022 Statistics

Live Animal Intake:

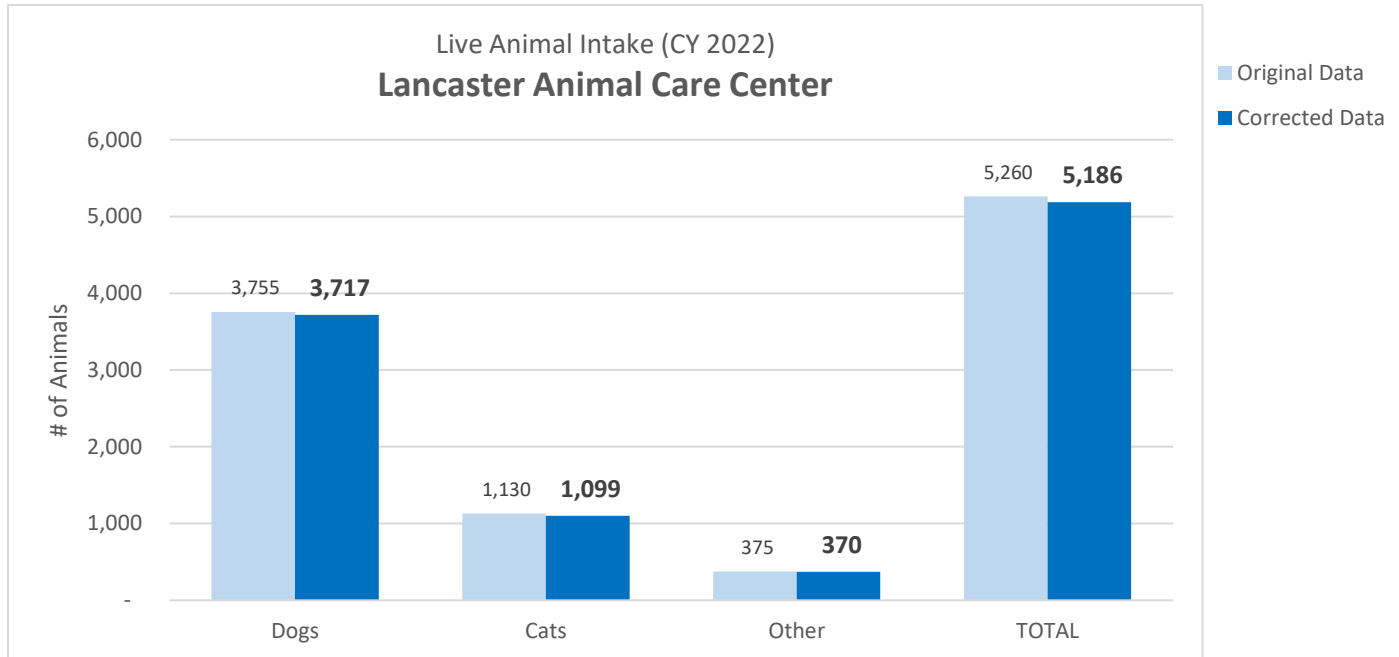


Live Release Rates:

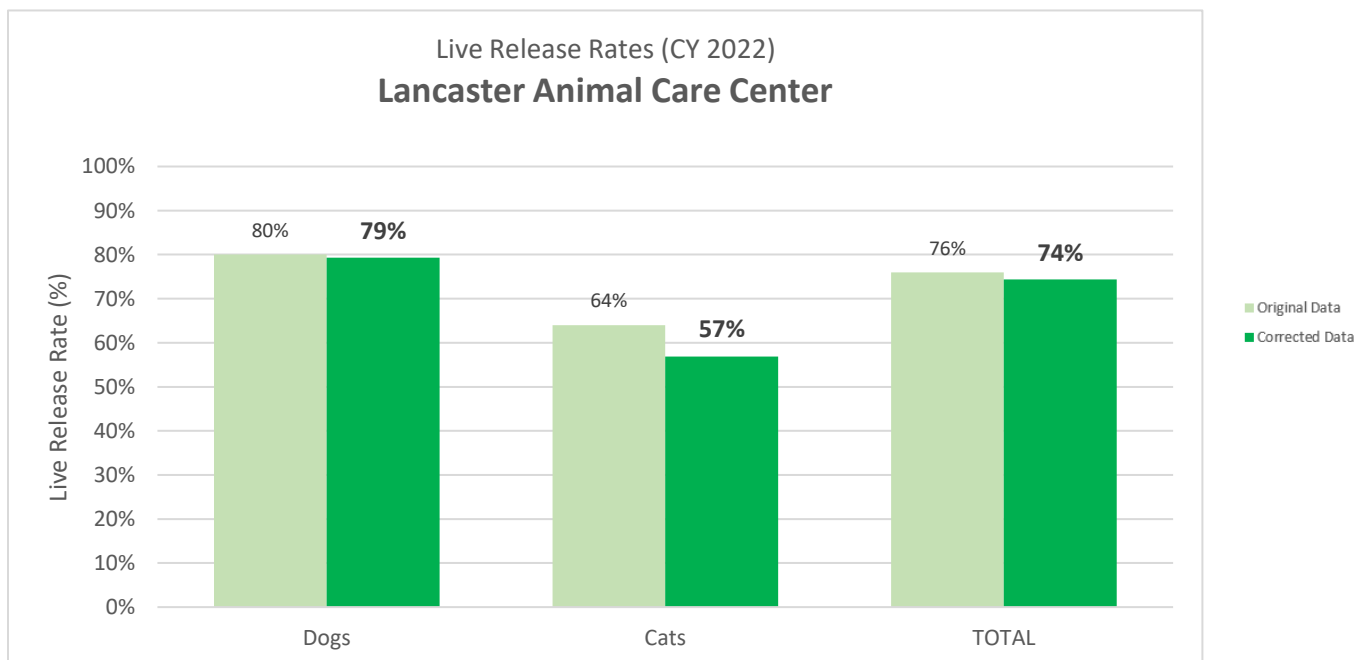


Lancaster Animal Care Center
Calendar Year 2022 Statistics

Live Animal Intake:

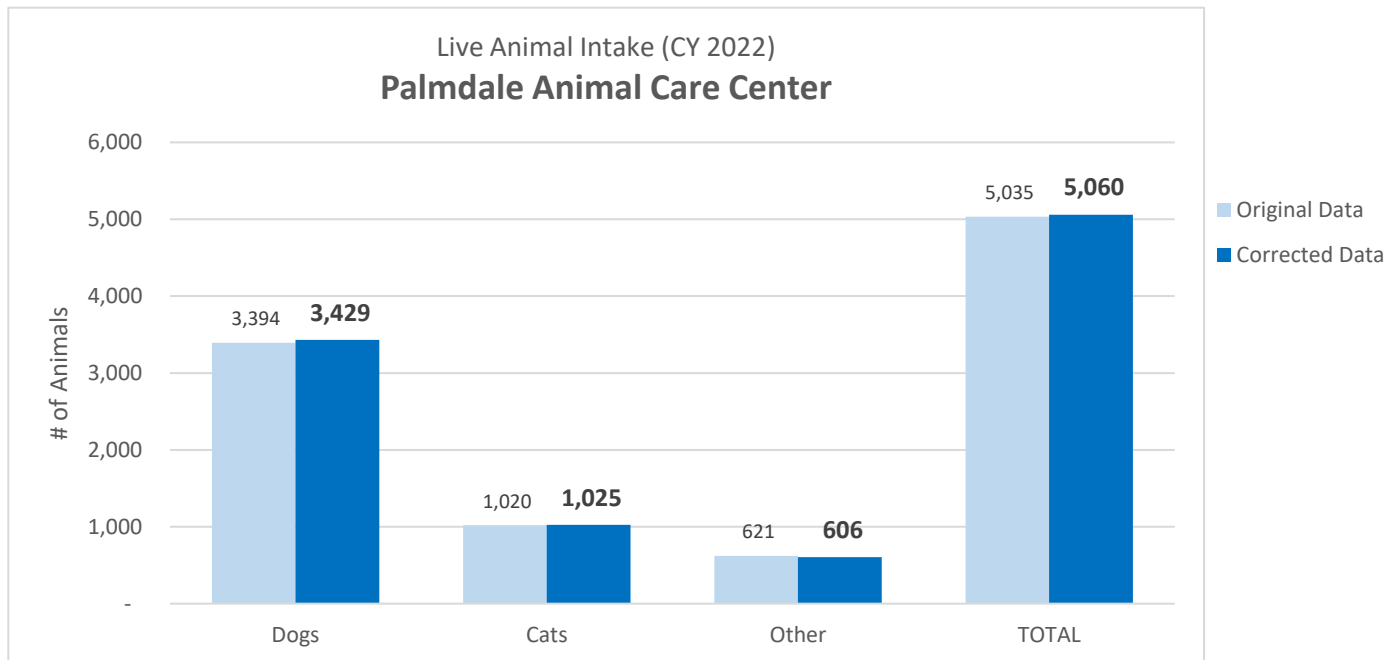


Live Release Rates:



Palmdale Animal Care Center
Calendar Year 2022 Statistics

Live Animal Intake:



Live Release Rates:

